



# BOARD OF EDUCATION MEETING AGENDA

Access to all Board of Education Agendas and additional information can be found at:  
[www.srvusd.net/About-Us/Board-of-Education/Agendas-and-Minutes](http://www.srvusd.net/About-Us/Board-of-Education/Agendas-and-Minutes)

**March 14, 2023**

**District Boardrooms A & B**

**5:15 p.m. CLOSED SESSION**

**6:00 p.m. OPEN SESSION**

Rachel Hurd, President  
Laura Bratt, Vice President  
Shelley Clark, Clerk

Susanna Ordway, Member  
Jesse vanZee, Member  
Anya Ayyappan, Student Board Member

Welcome to the San Ramon Valley Unified School District Board of Education meeting. Your interest in our schools is greatly appreciated.

The Board Members value input from the community. Members of the public can address the Board at meetings regarding items that are not on the agenda during the agenda item *Public Comment for Non-Agendized Items*. Items that are on the agenda can be addressed when that item is introduced by the Board President.

In order to ensure that the Board has adequate time to hear from the public while balancing the need to conduct its agendized work, public comment will be handled in the following way:

- A time limit of three (3) minutes per speaker has been established and will be enforced. The Board reserves the right to decrease the amount of time allotted per speaker. All speakers will be allotted an equal amount of time.
- Comments for special meetings and workshops will be limited to the agenda item only.

#### **Public Comment for both Agendized and Non-Agendized Items:**

- Anyone who wishes to address the board must submit a Speaker Card to Cindy Fischer
- The Board President will call each speaker to the speaker's table during the appropriate agenda item.
- Please note that, by law, the Board cannot take action or engage in dialogue on items not on the agenda.

#### **For Items Not on the Agenda:**

- The Board may limit the total time for public input on each item to 30 minutes. However, in exceptional circumstances when necessary to ensure full opportunity for public input, the Board President, with Board consent, may adjust the amount of time allowed for public input and/or the time allotted for each speaker. Any such adjustment shall be done equitably so as to allow a diversity of viewpoints.
- We strongly encourage speakers who wish to speak about the same topic to designate one or two individuals to speak on behalf of the entire group. The president may also ask members of the public with the same viewpoint to select a few individuals to address the Board on behalf of that viewpoint.
- If there are any people who share a unified view of a topic, they may raise their hand or stand while the designated speakers are addressing the Board so that the Board Members are aware of the level of support.

By law, board members can only discuss items that appear on the agenda. For this reason, board members do not engage in dialogue with individuals speaking during the non-agenda public comment section of the meeting. For individuals who wish to speak with board members in-depth about an issue, contacting board members on an individual basis is recommended, although individual board members have no legal authority to make decisions without consideration by the whole board.

**Electronic Submission of Public Comment:**

1. Email your comments to [publiccomments@srvusd.net](mailto:publiccomments@srvusd.net). Emails will be automatically forwarded to each Board Member and will be entered into the official minutes.
  - a. Public comments received from the time the agenda is posted through the end of the open session portion of the meeting, will be included in the minutes.
  - b. Public comments received 4 hours or less prior to the start of open session will be included in the minutes, but may not be read by all Board Members prior to the meeting.
  - c. No email attachments will be accepted with electronically submitted public comments.
  - d. Email addresses will not be included in the public record in order to protect the privacy of commenters.

**Closed Session:** Closed session meetings are not open to the public. By law, matters dealing with students and district employees are reserved for closed session to provide confidentiality. Other closed session topics can include litigation, property negotiations, and collective bargaining issues with employee associations. Members of the public are given the opportunity to speak regarding closed session items prior to the closed session.

**Action items** are considered and voted on individually by the board. **Consent items** are considered routine in nature and are approved by combining them into a single vote. A member of the Board of Education may request that a consent item be removed from the consent agenda and voted on separately.

Copies of board agenda backup and other informational materials provided to members of the Board of Education are available for review in the Office of the Superintendent beginning at 4:00 PM on the last working day of the week preceding each meeting of the Board of Education. For disability-related modification or accommodation, please contact the Office of the Superintendent at 552-5500 during business hours.

The meeting will be live-streamed on our YouTube channel at *SRVUSD Board*.

A video recording of the meeting can also be accessed on the '[Agendas and Minutes](#)' page of the district website.

*In compliance with Brown Act regulations, this agenda was posted 72 hours before the noted meeting.  
Cindy Fischer, Executive Assistant*



# CLOSED SESSION

Superintendent's Conference Room

March 14, 2023

5:15 p.m.

**1.0 Call to Order**

**2.0 Attendance**

**3.0 Acceptance of Closed Session Agenda and Public Comment**

**Adjournment to Closed Session**

**4.0 Closed Session Agenda**

**4.1 Discussion of Pending Litigation: San Ramon Valley Unified School District v. Juul Labs, Inc. et.al (Government Code 54956.9)**

**4.2 Public Employee Discipline/Dismissal/Release**  
(Government Code Section 54957, subd. (b) (1))

**4.3 Refection of Claim #618216 and #618344**

**Adjournment**



# OPEN SESSION

District Boardrooms A & B

March 14, 2023

6:00 p.m.

**Please Note: All Public Comment is limited to three (3) minutes.**

- 5.0 Pledge of Allegiance/Attendance**
- 6.0 Student Recognition**
- 7.0 Report of Actions Taken in Closed Session**
- 8.0 Acceptance of Minutes**
  - 8.1 Minutes of February 21, 2023 **Action**
  - 8.2 Minutes of February 23, 2023 - Workshop **Action**
- 9.0 Agenda Approval and Consent Action**
  - 9.1 Acceptance of Open Session Agenda **Action**
  - 9.2 Approval of Consent Agenda **Action**
- 10.0 Reports to the Board**
  - 10.1 School Highlight - Alternative Education **Oral**
  - 10.2 Recognition **Oral**
    - Distinguished Schools Recognition
    - SRVUSD Teachers of the Year
    - ACSA Recognition
  - 10.3 Resolutions **Oral**
    - Day of Silence (April 14, 2023)
    - Environmental Week (April 16 - April 22)
    - Volunteer Appreciation Week (April 17 - April 21)
  - 10.4 Public Comment for Non-Agenda Item (Comments Limited to Three Minutes) **Oral**
  - 10.5 Association Presidents' Report **Oral**
  - 10.6 Student Board Member's Report **Oral**
  - 10.7 Superintendent's Report **Oral**
- 11.0 Action Items/Public Hearings**

- |      |  |                             |
|------|--|-----------------------------|
| 11.1 | Consideration of Acceptance of the 2022-23 Second Interim Financial Report                                       | <b>Enclosure<br/>Action</b> |
| 11.2 | Consideration and Acceptance of the Home to School Transportation Plan 2023-24                                   | <b>Enclosure<br/>Action</b> |
| 11.3 | Consideration of Adoption of Resolution No. 88/22-23, Approval of Provisional Internship Permit (PIP) Request(s) | <b>Enclosure<br/>Action</b> |

## **12.0 Informational Items**

- |      |  |                           |
|------|--|---------------------------|
| 12.1 | First Reading of New Board Policies and Administrative Regulations<br>AR 3515 Campus Security<br>BP 3516.5 Emergency Schedules<br>BP/AR 5142 Safety<br>BP 4219.24 Maintaining Appropriate Adult-Student Interactions<br>BP/AR 5148.3 Preschool/Early Childhood Education | <b>Enclosure<br/>Oral</b> |
| 12.2 | Consideration of Approval of the CCAP Partnership Agreement between SRVUSD and Las Positas Community College   | <b>Enclosure<br/>Oral</b> |
| 12.3 | Parcel Tax and General Obligation Measure Planning   | <b>Enclosure<br/>Oral</b> |

## **13.0 Consent Items**

- |       |  |                              |
|-------|--|------------------------------|
| 13.1  | Consideration of Approval of Certificated Personnel Changes  | <b>Enclosure<br/>Consent</b> |
| 13.2  | Consideration of Approval of Classified Personnel Changes  | <b>Enclosure<br/>Consent</b> |
| 13.3  | Ratification of Warrants   | <b>Enclosure<br/>Consent</b> |
| 13.4  | Ratification of Purchase Orders  | <b>Enclosure<br/>Consent</b> |
| 13.5  | Consideration of Approval of Contracts/Purchases over \$50,000   | <b>Enclosure<br/>Consent</b> |
| 13.6  | Declaration of Surplus Property  | <b>Enclosure<br/>Consent</b> |
| 13.7  | Consideration of Rejection of Claim #618216 Against the District   | <b>Enclosure<br/>Consent</b> |
| 13.8  | Consideration of Rejection of Claim #618344 Against the District   | <b>Enclosure<br/>Consent</b> |
| 13.9  | Consideration of Approval of Facilities Use Fee Waiver for Town of Danville for Use of Monte Vista High School Swimming Pool | <b>Enclosure<br/>Consent</b> |
| 13.10 | Consideration of Approval of Resolution #90/22-23, Authorizing the   | <b>Enclosure</b>             |

	Establishment of Fund 73, Private-Purpose Trust Fund	<b>Consent</b>
13.11	Consideration of Adoption of Resolution No. 89/22-23, Notice of Completion for the Dougherty Valley High School Tennis Courts Restoration – Vintage Contractors, Inc.	Enclosure <b>Consent</b>
13.12	Consideration of Approval Contract for E-Rate Internet Service Provider/Firewall	Enclosure <b>Consent</b>
13.13	Adoption of Textbook	Enclosure <b>Consent</b>
13.14	Preview of Textbooks	Enclosure <b>Consent</b>
13.15	Consideration of Approval of New Position Descriptions and Staffing Request for District Management Positions	Enclosure <b>Consent</b>
13.16	Consideration of Final Reading and Approval of New Board Policies and Administrative Regulations -BP/AR 3290.12 - Capital Campaigns -BP 7110 - Facilities Master Plan -BP 1313 - Civility	Enclosure <b>Consent</b>
13.17	Consideration of Approval of Revisions to Board Policies and Administrative Regulations -BP/AR 0450 Comprehensive Safety Plan -BP 3515 Campus Safety	Enclosure <b>Consent</b>
<b>14.0</b>	<b>Recess Meeting of the Board of Education / Convene Meeting of the San Ramon Valley School District Joint Powers Financing Authority</b>	
<b>15.0</b>	<b>Agenda Approval</b>	
15.1	Approval of Consent Agenda	<b>Action</b>
<b>16.0</b>	<b>Consent Items</b>	
16.1	Confirmation of Officers of the San Ramon Valley Unified School District Joint Powers Financing Authority	Enclosure <b>Consent</b>
16.2	Consideration of Acceptance of the Annual Financial Report of the San Ramon Valley Unified School District Joint Powers Financing Authority for the period ending June 30, 2022	Enclosure <b>Consent</b>
<b>17.0</b>	<b>Administrative Matters</b>	
17.1	Board Members' Reports	<b>Oral</b>
	<b>Adjournment</b>	



# BOARD OF EDUCATION MEETING

February 21, 2023  
MINUTES FROM REGULAR MEETING

---

The video from this meeting can be found on the District website at [www.srvusd.net](http://www.srvusd.net).

- 1.0 Call to Order** The meeting was called to order at 4:33 PM.
- 2.0 Attendance** Board Members Present: Board President Rachel Hurd, Board Vice President Laura Bratt, Board Clerk Shelley Clark, Board Members Susanna Ordway and Jesse vanZee.
- Administrators Present: Superintendent John Malloy, Assistant Superintendents Christine Huajardo, Keith Rogenski and Stella Kemp, Executive Directors Melanie Jones and Linda Rowley-Thom, Legal Representation from F3 Karen Samman and Namita Brown, and from Franz Law Group, William Shinoff. Recording Secretary Cindy Fischer
- 3.0 Acceptance of Closed Session Agenda and Public Comment** On a motion by Jesse vanZee, seconded by Laura Bratt the closed session agenda was approved (5/0).
- 4.0 Closed Session** The closed session was adjourned at 6:01PM.
- 5.0 Pledge of Allegiance/Attendance** Board President Rachel Hurd reconvened the meeting at 6:05PM.
- Board Members Present: Board President Rachel Hurd, Board Vice President Laura Bratt, Board Clerk Shelley Clark, Board Members Suzanna Ordway, and Jesse vanZee. Student Board Member Anya Ayyappan.
- Administrators Present: Superintendent John Malloy, Assistant Superintendents Christine Huajardo, Keith Rogenski and Stella Kemp, Executive Directors Melanie Jones, Debbie Petish, Evan Miller, Jon Campopiano and Nadine Rosenzweig, Directors Dave Kravitz, Hong Nguyen, Katie Witt and Ilana Israel Samuels.
- Others Present: 130 visitors attended. Recording Secretary Cindy Fischer
- 6.0 Student Recognition** The Board recognized the music mentors and the gifted musicians who have achieved the highest level of accomplishment, All-State, in band, orchestra or choir.
- 7.0 Report of Action Taken in Closed Session** The Board voted 5/0 to initiate litigation against Meta, Snap, Bytendance and Google as part of the national social media litigation.
- 8.0 Acceptance of Minutes**

<b>8.1 Minutes of January 17, 2023</b>	On a motion by Jesse vanZee seconded by Shelley Clark, the January 17, 2023 meeting minutes were approved.(5/0) Ayyappan (advisory) - yea.
<b>8.2 Minutes of January 23, 2023 - Special</b>	On a motion by Susanna Ordway seconded by Jesse vanZee, the January 23, 2023 special meeting minutes were approved.(5/0) Ayyappan - abstained
<b>9.0 Agenda Approval and Consent Action</b>	
<b>9.1 Acceptance of Open Session Agenda</b>	On a motion by Laura Bratt seconded by Susanna Ordway, the open session agenda was approved. (5/0) Ayyappan (advisory) - yea.
<b>9.2 Approval of Consent Agenda</b>	On a motion by Laura Bratt seconded by Shelley Clark, the consent agenda was approved as amended. (5/0) Ayyappan (advisory) - yea. Item 13.9 Consideration of Award of Bid, remove bid #891 and remove Item 13.10 Consideration of Approval of Contract for E-Rate Internet Service Provider
<b>10.0 Reports to Board</b>	
<b>10.1 School Highlight - Live Oak Elementary School</b>	Live Oak Elementary Principal Carolyn Dobel shared the report. Public Comment: None
<b>10.2 Resolutions</b>	
<b>-Women's History Month (March)</b>	Coordinator Jenny Hunau shared the report.
<b>-Prescription Drug Abuse Awareness Month (March)</b>	Director Dave Kravitz shared the report.
<b>-Arts Education Month (March)</b>	Coordinator Lauren Faulkner shared the report.
<b>10.3 Public Comment for Non-Agenda Item</b>	Public Comment: Kim Peters (42:16) Tom Piggott (43:09) California High School Music Director Hiring Process Venkata Chintapalli (45:19) Parent of California High School Marching Band 9th grade student. Bob Allen (47:16) I believe the greater SRVUSD community supports LGBTQIA+ students and teachers Zailey Fogelman (48:48) Future of music program at Cal High Reina Pasternak (51:11) Band director at Cal High. Ava Mattei (54:06) CHS music Natalie Mattei (56:14) CHS music Lisa Disbrow (59:55) Parental autonomy regarding students use of school libraries Aydin Yeklovan (1:03:02) Equitable transport policy can allow for more integrated student body, thus better quality of education, AB181 critiques. Tracy Davis (1:06:35)
<b>10.4 Association Presidents' Comments</b>	CSEA President Tami Castelluccio SRVEA President Laura Finco Public Comment: None



- 10.5 Student Board Member's Report** Student Board member Anya Ayyappan shared her report noting discussions with district staff on grading reform, bathrooms and facilities, the student board member process, student senate and her attendance at the LCAP meeting.  
Public Comment: None
- 10.6 Superintendent's Report** Superintendent John Malloy shared his report and extended his thanks to Educational Services for the fantastic staff development day.  
Public Comment: None
- 11.0 Action Items/Public Hearings**
- 11.1 Consideration of Acceptance of the Independent Financial Audit for the 2021-22 Fiscal Year Ending June 30, 2022** Assistant Superintendent Stella Kemp and Niman Singh, CPA from Eide Bailly LLP. reviewed the audit.  
On a motion by Shelley Clark seconded by Susanna Ordway the Board accepted the independent financial audit for the 21-22 fiscal year ending June 30, 2022  
Public Comment: None
- 11.2 Consideration of Acceptance of the 2022 Parcel Tax Oversight Committee Report** Parcel Tax Oversight Committee President John Yow shared the report  
On a motion by Shelley Clark and seconded by Susanna Ordway (5/0) Ayyappan (advisory) - yea.  
Public Comment:  
Tywon Sacontrie ([1.33.12](#))
- 11.3 Consideration of Approval of Arts, Music, Instructional Materials Discretionary Block Grant Expenditure Plan** Assistant Superintendent Stella Kemp and Executive Director Evan Miller reviewed the block plan.  
On a motion by Laura Bratt and seconded by Jesse vanZee the board approved the arts, music, instructional materials discretionary block grant expenditure plan.  
Public Comment:  
Tywon Sacontrie ([1.40.10](#))
- 11.4 Consideration of Approval of Revisions to Board Policies and Administrative Regulations  
BP/AR 1330 Use of School Facilities  
BP/AR 5117 Interdistrict Attendance  
BP/AR 7140 Architectural and Engineering Services  
BP/AR 7150 Site Selection and Development  
BP/AR 7210 Facilities Financing  
BP 7214 General Obligation Bonds** On a motion by Laura Bratt and seconded by Jesse vanZee the Board approved the board policies and administrative regulations revisions (5/0) Ayyappan (advisory) - yea.  
Public Comment:  
Tywon Sacontrie ([1.46.52](#))
- 11.5 Consideration of Board Vote for the 2023 California School Boards Association Delegate Assembly Election** On a motion by Shelley Clark and seconded by Laura Bratt the Board voted to elect Thuy Dao Jensen, Meredith Meade, and Richard Severy (5/0) Ayyappan (advisory) - yea.  
Public Comment: None
- 11.6 Consideration of Adoption of Resolution #84/22-23,** On a motion by Laura Bratt and seconded by Susanna Ordway the Board adopted resolution #84/22-23 (5/0) Ayyappan (advisory) - yea.  
Public Comment:

- Resolution to Decrease the Number of Classified Employees due to Lack of Work and/or Lack of Funds** Tywon Sacontrie ([2.01.22](#))
- 11.7 Consideration of Adoption of Resolution #85/22-23, Establishment of Criteria for the Order of Layoff and Reemployment following layoff of Employees with the same first date of paid service in a Probationary Position** On a motion by Susanna Ordway and seconded by Jesse vanZee the Board adopted resolution #85 (5/0) Ayyappan (advisory) - yea.  
Public Comment: None
- 11.8 Consideration of Adoption of Resolution #83/22-23, Approval of Provisional Internship Permit (PIP) Request (s)** On a motion by Susanna Ordway and seconded by Jesse vanZee the Board adopted resolution #83 (5/0) Ayyappan (advisory) - yea.  
Public Comment: None
- 11.9 Consideration of Approval of Certain Certificated and Classified Staffing Allocations and New Position Descriptions and Staffing Allocations for Certain Management Positions** On a motion by Susanna Ordway and seconded by Shelley Clark the Board approved certain certificated and classified staffing allocations and new position descriptions and staff allocations for certain management positions (5/0) Ayyappan (advisory) - yea.  
Public Comment:  
Tywon Sacontrie ([2.21.22](#))
- 11.10 Consideration of Approval of Three New Course Proposals - Middle School Medical Technology; High School Digital Music Production; High School Chemistry Laboratory Assistant** On a motion by Laura Bratt and seconded by Susanna Ordway the Board approved the three new course proposals (5/0) Ayyappan (advisory) - yea.  
Public Comment:  
Tywon Sacontrie ([2.39.00](#))
- 12.0 Informational Items**
- 12.1 Child Nutrition** Director Zetta Reicker and Student Intern Laura Burn shared the report.  
Public Comment: None
- 12.2 First Reading of Board Policy and Administrative Regulations  
BP/AR 3290.12 Capital Campaigns  
BP 7110 Facilities Master Plan  
BP 1313 Civility** The Board had no recommended changes.  
Public Comment:  
Tywon Sacontrie ([3.09.14](#))
- On a motion by Jesse vanZee seconded by Laura Bratt the Board voted to extend the meeting to 12am. (5/0) Ayyappan (advisory) - yea

### 12.3 SRVUSD Book Acquisition Policies and Guidelines

Public Comment:

Taylor denBroeder (3.52.49)

Hade Sarkany (3.54.17)

Billy Piggott (3.55.55)

Lacey Lowe (3.56.56)

I would like to question how many people review new books.

Lindsay Hurley (4.00.00)

As a school board member from Sunol Glen USD, I strongly support school policies that screen for and remove all pornographic items.

Linda Sandifur (4.02.33)

Daniel Gross (4.03.43)

Kelly Jellin (4.06.40)

Bob Allen (4.09.46)

All students should be represented in the library. If you don't like it, don't check it out.

Terry Thompson (4.12.46)

What is the primary job of the district high schools? The school board should abolish the "book acquisition policies and guidelines."

Heather Kelly (4.16.08)

Exposing "Let's talk about it" book at Monte Vista and Cal High.

Lawrence Jones (4.19.22)

Oppose port in library

Joni Broderson (4.22.57)

Nancy Daetz (4.26.24)

Steve Lincoln (4.29.30)

Lisa Disbrow (4.31.05)

This book is Gay by Juno Dawson . Use bookslooks.org to see adult designation, not for minors.

Mike Arata (4.34.20)

Opposed to pornography in high school libraries and views proposed policy as ame old rubber-stamp process.

Nichole Hsu (4.38.00)

I oppose book bans

Arquelle Shaw (4.41.09)

Shaila Dixit (4.43.36)

Statement from San Ramon Diversity Coalition

Angela Plummer (4.45.30)

Aru Gupta (4.48.36)

Statement on behalf of Free Mom Hughs of Bay Area

Katie Mahon (4.51.44)

Zailey Fogelman (4.52.58)

Tywon Sacontrie (4.54.50)

Joe Culbertson (4.58.07)

Aydin Yelkovan (5.01.39)

Access to information, it is wrong to ban books.

Kerri Knapp (5.05.11)

Please trust our teacher librarians to do their jobs in supporting all students.

Reina Pasternak (5.08.44)

Access to info for my children's social emotional selves and evolution of self.

Lorena Gamez (5.12.02)

Rasana Atreya (5.15.35)

Nancy Petsuch (5.16.32)

Bella Arechaedena (5.18.56)

### 12.4 Community Request: Issues of School Safety -

The community member did not speak to the agenda item.

**Strategies/Resolutions to  
make SRVUSD a Safer Place  
for Students**

- 13.0 Consent Items**
- 13.1** Consideration of Approval of Certificated Personnel Changes
  - 13.2** Consideration of Approval of Classified Personnel Changes
  - 13.3** Ratification of Warrants
  - 13.4** Ratification of Purchase Orders
  - 13.5** Declaration of Surplus Property
  - 13.6** Consideration of Approval of Contracts/Purchases Over \$50,000
  - 13.7** Consideration of Adoption of Resolution #86/22-23, Approving Routine Budget Revisions
  - 13.8** Consideration of Approval of Revisions to the Measure D Master Program Budget
  - 13.9** Consideration for Award of Bids
    - #891 Local Area Network Firewall
    - #892 Local Area Network Infrastructure Equipment
    - #893 Leased Wide Area Network Fiber
    - #894 Wide Area Network Services
  - ~~**13.10** Consideration of Approval of Contract for E Rate Internet Service Provider~~
  - 13.11** Preview of Textbook

**13.0 Administrative Matters**

- 13.1 Board Member's Reports**
- Board President Hurd commented that the new format for site visits with the Superintendent is fantastic.
- Due to the late hour, Board members did not share their reports.

**Adjournment** 11:48PM



# BOARD OF EDUCATION WORKSHOP

February 23, 2023  
MINUTES FROM WORKSHOP

The video from this meeting can be found on the District website at [www.srvusd.net](http://www.srvusd.net).  
The audio timestamp associated with the agenda item is noted under the title.

- 1.0 Call to Order** The meeting was called to order at 4: 03 PM.
- 2.0 Pledge of Allegiance/  
Attendance** Board Members Present: Board President Rachel Hurd, Board Vice President Laura Bratt, Board Clerk Shelley Clark, Board Members Susanna Ordway and Jesse vanZee
- Administrators Present: Superintendent John Malloy, Assistant Superintendents Christine Huajardo, Executive Director Melanie Jones, Directors Ilana Israel-Samuels and Hong Nguyen, and Recording Secretary Cindy Fischer
- Others Present: 2 community members
- 3.0 Acceptance of Workshop  
Agenda** On a motion by Shelley Clark, seconded by Susanna Ordway the closed session agenda was approved (5/0).
- 4.0 Board Workshop**
- 4.1 Human Resources Systems: A  
Primer on Hiring, Orientation,  
Employee Experience and  
Creating Uniformity in HR  
Practices Across Sites** Melanie Jones shared information about the operational review of Human Resources systems and procedures to align with best practices.  
Public Comment: None
- 5.0 Public Comment on Agenda  
Items**
- Adjournment** The workshop was adjourned at 5:02 PM

SAN RAMON VALLEY UNIFIED SCHOOL DISTRICT  
 699 Old Orchard Drive, Danville  
 925-552-5500 [www.srvusd.net](http://www.srvusd.net)

**DATE: March 14, 2023**

**TOPIC: CONSIDERATION OF ACCEPTANCE OF THE 2022-23 SECOND INTERIM FINANCIAL REPORT**

**DISCUSSION:** Twice a year the district is required to prepare and submit an Interim Financial Report to the County Superintendent along with a self-certification which indicates whether the district will be able to meet its financial obligations for the current and two subsequent fiscal years. The County Superintendent then reviews and certifies the district's budget for the three fiscal years.


Certifications can be either: positive meaning the district is projected to be able to meet its financial obligations for all three fiscal years, qualified meaning the district *may not* meet its financial obligations in one of the three years, or negative meaning that the district *will not* be able to meet its financial obligations in the current or the next fiscal year.

The attached report was prepared with information through January 31, 2023 and includes the following components: Average Daily Attendance (ADA), financial statements for all funds, a review of cash flow, an updated multi-year projection, and the district certification.

Based on the attached information and supported by the detailed financial documents also attached, we recommend that the Board of Education self-certify the 2022-23 Second Interim Report as positive. The district is projected to meet its financial obligations for the next three fiscal years.

**RECOMMENDATION:** District Staff recommends acceptance of the 2022-23 Second Interim Report.

**BUDGET IMPLICATION:** None



Evan Miller  
 Executive Director, Business Services



Dr. Stella M. Kemp  
 Assistant Superintendent, Business Operations



Dr. John Malloy  
 Superintendent

# San Ramon Valley Unified School District

## 2022-23

## Second Interim Report



### **Superintendent**

John Malloy, Ed. D.

### **Board of Education**

Laura Bratt

Shelly Clark

Rachel Hurd

Susanna Ordway

Jesse vanZee

# San Ramon Valley Unified School District

## 2022 - 2023 Second Interim Report as of 1/31/2023



# San Ramon Valley Unified School District

## 2022 - 2023 Second Interim Report

Presented to the Board of Trustees on March 14, 2023

by Stella M. Kemp, Ed.D., Assistant Superintendent Business Operations  
and  
Evan Miller, Executive Director Business Services

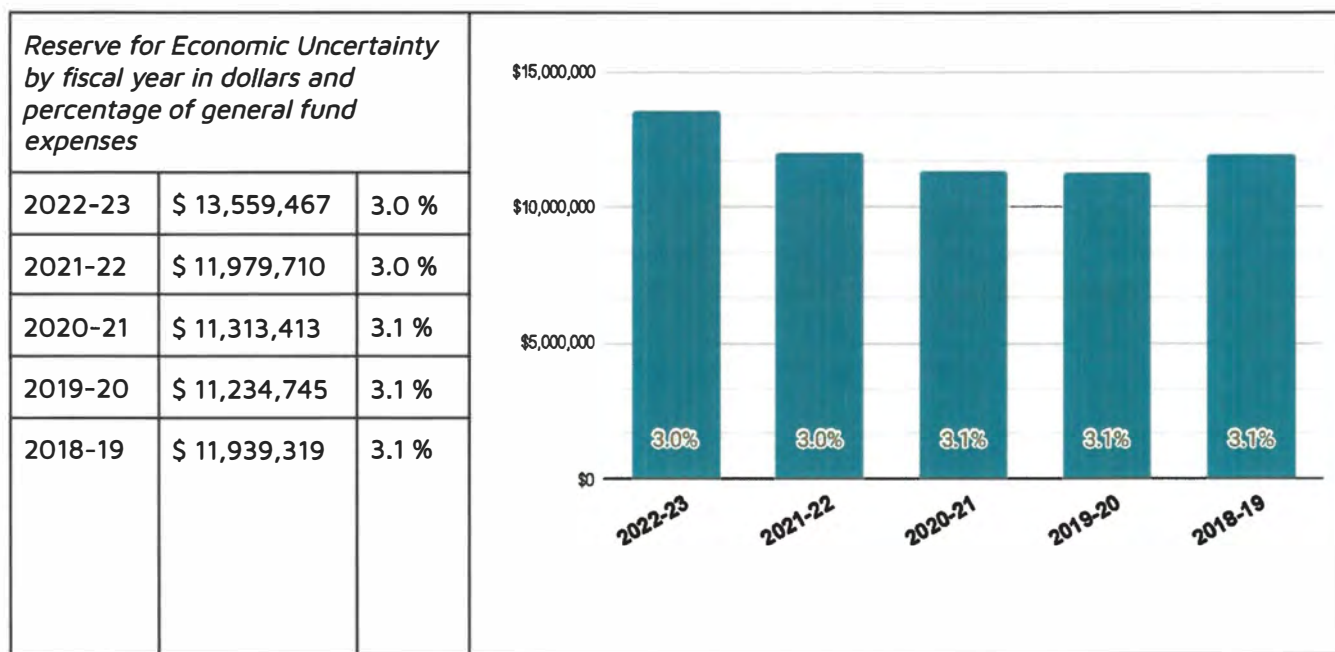
### OVERVIEW

The San Ramon Valley Unified School District Board of Education adopted the 2022 - 2023 Adopted Budget and Local Control Accountability Plan (LCAP) at its June 7, 2022 meeting, and subsequently approved the 2022 - 2023 First Interim Report on December 13, 2022. Those documents can be accessed on the [Business Service](#) website. The 2022 - 2023 First Interim Report projected a total of \$458,398,241 in combined general fund revenue. The total general fund revenue is now projected to be \$459,970,185, an increase of less than 1%. The current projection of general fund expenditures (\$449,127,864) is 2% higher than at First Interim. This is primarily due to increased budgeted expenditures aligned with one-time revenues. San Ramon Valley Unified School District values its prudent fiscal stewardship and experience, taking actions necessary to ensure ongoing fiscal stability. San Ramon Valley remains in a sound financial position and is prepared for the uncertainties, challenges and opportunities ahead. Highlights from the Second Interim report can be found on the following pages. The budget tables for all San Ramon Valley Unified funds can be found on pages 6-11. The Standardized Account Code Structure (SACS) forms, maintained by the California Department of Education to ensure a uniform statewide financial reporting format, can be found following page 11.

## SECOND INTERIM HIGHLIGHTS

General Fund Item	First Interim	Second Interim	Change	% Change
Enrollment	29,661	29,680	19	0.06%
Average Daily Attendance Ratio	96.60%	94.90%	-1.70%	-1.76%
Revenue	\$458,398,241	\$459,970,185	\$1,571,944	0.34%
Expenditures	\$440,244,548	\$449,127,864	\$8,883,316	2.02%
Salaries - Certificated	\$181,729,284	\$182,970,640	\$1,241,356	0.68%
Salaries - Classified	\$64,325,005	\$65,124,898	\$799,893	1.24%
Benefits	\$120,842,063	\$123,053,988	\$2,211,925	1.83%
Non-Personnel Expenditures	\$73,348,196	\$77,978,338	\$4,630,142	6.31%
Revenue per Student	\$15,454	\$15,498	\$44	0.28%

School districts with less than 30,000 students must maintain reserves for economic uncertainty equal to at least three percent of the general fund expenditures. San Ramon Valley Unified is projected to exceed that minimum this fiscal year as well as two subsequent fiscal years. San Ramon Valley Unified will continue to ensure that future reserve levels exceed the required minimum.



## GOVERNOR'S JANUARY PROPOSAL

On January 10, 2023, the Governor released the [2023-24 Proposed Budget](#), laying the groundwork for negotiations with the Legislature as they work toward next year's budget. The highlights included an 8.13% cost of living adjustment (COLA) to LCFF, special education, and several other categorical programs, as well as other K-12 funding priorities outlined below.

- \$300 million (ongoing) to create an LCFF Equity Multiplier intended to close opportunity gaps in schools with high unduplicated student counts
- \$855 million (ongoing) to implement the second year of transitional kindergarten (TK) expansion
- \$175.3 million (ongoing) to support an 8.13% COLA for California State Preschool Program reimbursement rates
- \$250 million (one-time) to expand the number of high poverty schools participating in the Literacy Coaches and Reading Specialist Grant Program
- \$100 million (one-time) for LEAs to provide high school seniors with cultural enrichment experiences
- \$301.7 million (ongoing) for Child Care and Development Programs and \$1.5 million (ongoing) for the Child and Adult Care Food Program to support an 8.13% COLA
- increase of \$3.5 million (ongoing) for all middle and high schools to maintain at least two doses of naloxone hydrochloride, or another medication to reverse an opioid overdose

However, state revenue projections are lower than anticipated in the 2022-23 Enacted State Budget, and the January proposal includes the following reductions:

- \$1.2 billion from the Arts, Music and Instructional Materials Discretionary Block Grant that was included in the Budget Act of 2022, reducing the grant from approximately \$3.5 billion to approximately \$2.3 billion
- delay the \$550 million that was planned for the California Preschool, Transitional Kindergarten and Full-Day Kindergarten Facilities Grant Program in 2023-24 to 2024-25
- decrease of \$100 million in planned support for the School Facility Program, reducing the planned allocation in 2023-24 from approximately \$2.1 billion to approximately \$2.0 billion

Although the Budget fully funds the estimated COLA and avoids cuts to ongoing education programs, the proposal estimates a \$22.5 billion state budget deficit for the 2023-24 fiscal year. The Budget proposes to address this deficit through funding delays, reductions and pullbacks, fund shifts, trigger reductions and borrowing, which, aside from the school facilities funding delays and the Arts, Music and Instructional Materials Discretionary Block Grant pullback noted above, do not affect TK-12 education programs. The current state revenue forecast assumes only slower economic growth; however, many economists believe that a mild recession will occur in 2023 or 2024. As a result, there is a risk of further state revenue shortfalls that could result in additional cuts to education spending and/or withdrawals from the Public School System Stabilization Account (PSSSA). The PSSSA is projected to be \$8.5 billion at the end of 2022-23 which will continue to trigger the cap on district reserves in 2023-24.

Moreover, many LEAs continue to experience student absences and increased costs because of COVID-19 and long-term declining enrollment. While the Average Daily Attendance (ADA)

Loss Mitigation adjustment included in last year's budget trailer bill permitted the 2019-20 attendance yield to be used to amend reported ADA in 2021-22, LEAs will not be able to amend reported ADA for 2022-23 or future years. However, the ADA Loss Mitigation adjusted 2021-22 ADA will be used in calculating the greater of the current year, prior year, or average ADA of the three most recent fiscal years to determine funded ADA for 2022-23, 2023-24 and 2024-25. In addition, most COVID-19 fiscal relief funding (e.g., GEER, ESSER, In-Person Instruction, Expanded Learning Opportunities Grant) will expire on or before September 30, 2024. As a reminder, ESSER II and GEER II funding expire September 30, 2023.

TABLE 1: 2022-2023 One-Time Revenue Summary

<b>Revenue</b>	<b>First Interim</b>	<b>Second Interim</b>	<b>Difference</b>
GEER II	\$644,637	\$644,637	\$0
ESSER II	\$2,946,606	\$2,946,606	\$0
ESSER III	\$5,081,126	\$5,081,126	\$0
Educator Effectiveness Block Grant	\$6,481,329	\$6,481,329	\$0
Expanded Learning Opportunity Grant	\$2,964,208	\$2,964,208	\$0
In Person Instruction Grant	\$7,813,500	\$7,813,500	\$0
Learning Recovery Emergency Block Grant	\$6,427,252	\$6,427,252	\$0
Arts, Music, & IM Discretionary Block Grant	\$19,149,854	\$19,149,854	\$0
<b>TOTAL</b>	<b>\$51,508,512</b>	<b>\$51,508,512</b>	<b>\$0</b>

Table 2: 2022-2023 One-Time Expenditures Summary

<b>Expenditures</b>	<b>First Interim</b>	<b>Second Interim</b>	<b>Difference</b>
GEER II	\$644,637	\$644,637	\$0
ESSER II	\$2,946,606	\$2,946,606	\$0
ESSER III	\$996,173	\$978,780	-\$17,393
Educator Effectiveness Block Grant	\$916,361	\$2,360,675	\$1,444,314
Expanded Learning Opportunity Grant	\$2,964,208	\$2,964,208	\$0
In Person Instruction Grant	\$2,529,721	\$3,280,021	\$750,300
Learning Recovery Emergency Block Grant	\$0	\$0	\$0
Arts, Music, & IM Discretionary Block Grant	\$2,204,445	\$3,110,919	\$906,474
<b>TOTAL</b>	<b>\$13,202,151</b>	<b>\$16,285,846</b>	<b>\$3,083,695</b>
<b>Remaining Restricted Fund Balance</b>	<b>\$38,306,361</b>	<b>\$35,222,666</b>	<b>-\$3,083,695</b>

### Other Federal Funding

The District receives Title I, II, III and Title IV funding to support effective, evidence-based educational strategies to enable low-income students and emergent bilingual students to meet the state's academic standards. The primary way to collect qualifying data for Title I funding is through the National School Lunch Program application process for free and reduced priced meals. With the implementation of the State's Universal Meal program, the district's ability to capture the necessary data to support Title I funding has been a challenge.

Table 3: Summary of Other Federal Funding Changes (in thousands)

<i>Federal Program</i>	<i>First Interim</i>	<i>Second Interim</i>	<i>Difference</i>
Title I: Part A, Basic Grants - Low Income	\$511,909	\$524,409	\$12,500
Title II: Part A, Supporting Effective Instruction	\$305,493	\$305,493	\$0
Title III: English Learner Student Program	\$348,788	\$348,788	\$0
Title IV: Student Support	\$45,898	\$45,898	\$0
<b>Total</b>	<b>\$1,212,088</b>	<b>\$1,224,588</b>	<b>\$12,500</b>

### **LEGISLATIVE ANALYST OFFICE'S ANALYSIS**

In mid-February 2023, the Legislative Analyst's Office (LAO) released its [Proposition 98 Overview and K-12 Spending Plan](#), which analyzes Governor Gavin Newsom's proposed 2023-24 education budget, including his spending solutions to address projected multiyear deficits in the State Budget affecting the Proposition 98 minimum guarantee. The LAO generally applauds the Governor's emphasis on spending solutions instead of tapping into reserves. Across the State Budget, the LAO recommends that the Legislature prepare for a larger budget deficit than anticipated by Governor Newsom, as well as deal with outyear deficits he leaves unaddressed in his 2023-24 spending plan. Specifically, the LAO recommends the Legislature identify more reductions and plans for a future without deficit spending.

Given recent weak economic indicators, the LAO projects an 80% chance that state revenues will be at least \$5 billion below the Governor's January estimates, which will result in a commensurate downward adjustment of the minimum guarantee of approximately \$2 billion for each of fiscal years 2022-23 and 2023-24. Lowered estimates of the minimum guarantee are also likely to result in downward adjustments to required deposits into the Proposition 98 reserve, freeing up resources to pay for education budget priorities. The constitution requires the state to make a withdrawal from the Proposition 98 reserve only when the budget year minimum guarantee is less than the current-year level, adjusted for inflation and attendance. Under the Governor's estimates, the 2023-24 minimum guarantee is \$1.8 billion higher than the revised levels for 2022-23, averting the constitutionally mandated withdrawal.

The LAO highlights that the Governor's education spending proposal relies on \$1.4 billion in one-time funds to support the new ongoing costs of the LCFF, with \$1.2 billion coming from

his planned 30% mid-year reduction to the 2022-23 Enacted Budget's Arts, Music, and Instructional Materials Discretionary Block Grant. This creates a budget deficit for education in that the minimum guarantee in 2024-25 would have to increase by at least \$1.4 billion to backfill the loss of one-time funding. Even if the minimum guarantee were to increase, the deficit would reduce funding available for the COLA or other education spending priorities.

With respect to the COLA, the LAO estimates that the Governor's 8.13% rate will be lower than their estimate of 8.4%, which would increase costs by \$200 million relative to the Governor's Budget. However, the LAO recommends that the Legislature cap the COLA at the Governor's level to avoid creating new costs that the Proposition 98 minimum guarantee may not be able to afford. The LAO also recommends that the Legislature consider further reducing the COLA to avoid relying on one-time resources for ongoing costs and deficit spending altogether. They note that each 0.5% reduction in the COLA would reduce education costs by \$400 million. Eliminating the use of \$1.4 billion to cover LCFF costs would require reducing the COLA by 1.7% to 6.4%.

Finally, the LAO recommends the Legislature consider changes to the Governor's proposed LCFF equity multiplier, including delaying implementation until fiscal conditions improve. Additional recommendations include reducing certain existing programs, including the Expanded Learning Opportunity Program, by making programmatic adjustments that would result in savings and eliminate the cost of local educational agency-operated state preschool slots that remain unused.

In sum, the LAO believes that the Governor's January estimates may be too optimistic and recommends that the Legislature take a more prudent approach when considering the education budget by avoiding unnecessary new costs and a reliance on one-time resources that could create budget problems if economic and fiscal conditions deteriorate.

## **SRVUSD GENERAL FUND MYP ASSUMPTIONS**

Changes in employee compensation and benefits costs subject to current collective bargaining agreements, updated CalSTRS and CalPERS rates, and anticipated step and column costs for certificated staff and classified staff have been incorporated into the MYP. Notably, SRVUSD's enrollment and ADA projections are lower than those used in the First Interim Report. The 2023-24 COLA of 8.13% and ADA mitigation measures implemented over the past few years result in increased LCFF revenue in the short-term, SRVUSD anticipates flattening revenue in 2024-25, with possible decreases to its LCFF state aid in the longer-term. As with the First Interim Report, the negotiated one-time step and column adjustment for SRVEA members in 2023-24 are not reflected in the Second Interim, but one-time funds for the 2023-24 increases have been appropriated based on initial requests from SRVEA members. Table 4 summarizes the expenditure planning factors used to develop the Second Interim report and the multi-year projections.

Table 4: Planning Factors for Second Interim and MYP

<b>Planning Factor</b>	<b>2022-23</b>	<b>2023-24</b>	<b>2024-25</b>
<b>Cost of Living Adjustment (COLA)</b>			
LCFF COLA	6.56%	8.13%	3.54%
LCFF base adjustment	6.70%	0.00%	0.00%
<b>Grade Span Adjustment Factors</b>			
TK - 3	10.40%		
9 - 12	2.60%		
Special Education COLA	6.56%	8.13%	3.54%
<b>Local Control Funding Formula Projections</b>			
Base Funding	\$ 301,703,841	\$ 316,411,296	\$ 316,211,314
Grade Span Adjustment Factors	\$ 10,628,184	\$ 11,190,094	\$ 11,266,977
Supplemental Funding	\$ 6,052,995	\$ 6,624,101	\$ 6,772,250
Existing Add-ons	\$ 1,765,962	\$ 1,814,252	\$ 1,836,988
TK Add-on	\$ 1,588,529	\$ 1,826,235	\$ 1,890,884
Total LCFF Entitlement	\$ 321,739,511	\$ 337,865,978	\$ 337,978,413
% Change in LCFF, relative to prior year	11.64%	5.01%	0.03%
<b>Lottery</b>			
Unrestricted per ADA	\$170.00	\$170.00	\$170.00
Restricted (Prop 20) per ADA	\$67.00	\$67.00	\$67.00
<b>Mandated Block Grant</b>			
K-8 per ADA	\$34.94	\$37.78	\$39.12
9-12 per ADA	\$67.31	\$72.78	\$75.36
<b>Enrollment / ADA</b>			
Census Day Enrollment	29,680	29,280	28,880
Enrollment Gain / Loss over prior year	(388)	(400)	(400)
Unduplicated Pupil Percentage	9.69%	10.11%	10.34%
Certificated FTE increase / (decrease)	(15)	(16)	(16)
Projected P-2 ADA	28,156.47	27,858.48	27,472.71
ADA Gain / (Loss) over prior year	(662.84)	(297.99)	(385.77)
ADA / Enrollment ratio	94.87%	95.15%	95.13%
<b>Employer Benefit Rates</b>			
CalSTRS	19.10%	19.10%	19.10%
CalPERS (Schools)	25.37%	27.00%	28.10%
Medicare	1.45%	1.45%	1.45%
Social Security (Classified only)	6.20%	6.20%	6.20%
State Unemployment Insurance	0.50%	0.20%	0.20%
Worker's Compensation	2.06%	2.06%	2.06%

### General Fund Contributions to Restricted Programs

The District projects that Special Education expenditures will exceed revenues from state and federal sources, requiring a General Fund contribution of \$41.6 million. Education Code requires districts to deposit 3% of the total General Fund expenditures to Routine Restricted Maintenance Account (RRMA). The adjusted Second Interim contribution is \$11.9 million.

### Fund Balance

As of July 1, 2022, the General Fund had a \$47.7 million fund balance, of which \$20.7 million were unrestricted and \$27.0 were restricted dollars. The District maintains a reserve for economic uncertainty of 3% of total general fund expenditures. A reserve of \$9.6 million has been assigned to the ending fund balance to be used in the future to help mitigate the impact of declining enrollment.

The Adopted Budget approved in June 2022 projected a total combined General Fund deficit spending of \$7.7 million. As a result of the changes in revenue, expenditure and budgeted prior year carryover expenditures, the Second Interim report projects a combined surplus of \$8.0 million and an ending General Fund balance of \$55.7 million. Table 5 summarizes the key changes affecting the General Fund from the First to Second Interim.

Table 5: Summary of Key Changes in Fund Balance (in millions)

<b>Beginning Fund Balance</b>	<b>\$ 47.74</b>
<b>REVENUE</b>	
LCFF	\$ (0.08)
Lottery Revenue	\$ 0.20
Increase to Site donations	\$ 1.30
<b>Total Revenue adjustments</b>	<b>\$ 1.42</b>
<b>EXPENDITURES</b>	
Management / Confidential salary increase	\$ 1.71
Special Education budget adjustments	\$ 4.70
Site donations	\$ 1.30
Increase restricted expenditures (EEG, A-G)	\$ 1.17
<b>Total Expenditure adjustments</b>	<b>\$ 8.88</b>
Total Adjustment to Fund Balance	\$ 8.03
<b>Projected Ending Fund Balance</b>	<b>\$ 55.77</b>

### Summary of Other Funds

The district provides support to a variety of other funds. Table 6 outlines these funds, which were projected to have a positive fund balance by June 30, 2023. See page 13 for greater details of these funds.



Table 6: Projected Ending Fund Balance as of June 30, 2023 (in millions)

	<b>Fund</b>	<b>Balance 7/1/2022</b>	<b>Change</b>	<b>Balance 6/30/2023</b>
08	Student Activity	\$ 3.07	\$ 0	\$ 3.07
13	Cafeteria	\$ 2.77	\$ (0.12)	\$ 2.65
17	Special Reserve Other than Capital Outlay	\$ 16.40	\$ 0.1	\$ 16.50
21	Building	\$ 53.02	\$ (18.42)	\$ 34.6
25	Capital Facilities	\$ 8.40	\$ 1.88	\$ 10.28
40	Special Reserve for Capital Outlay	\$ 10.80	\$ 0.26	\$ 11.06
51	Bond	\$ 55.44	\$ 2.14	\$ 57.57
67	Self - Insurance	\$ 3.88	\$ 0.03	\$ 3.92
71	Retiree	\$ 30.47	\$ (0.17)	\$ 30.29

### **POSITIVE CERTIFICATION**

Current law requires a school district to review its adopted budget and report interim budgets at least twice during the fiscal year. Interim financial reports provide a picture of a district's financial condition during the reporting period. The governing board must certify that the district is either able to meet its financial obligations for the current fiscal year and next two subsequent years by providing a positive certification or certify they may/will not be able to meet their obligations by providing a qualified or negative certification. Based on current multi-year projections, the San Ramon Valley Unified School District can meet its financial obligations in the current and subsequent years and therefore recommends a positive certification of the Second Interim report.

# Second Interim Report Summary

*March 14, 2023*



## Topics

- Second Interim Overview
- General Fund Overview
- Multi-year Projections
- Budget Certification

# Public Education Budget Timelines

Financial reports in the SACS format must be adopted and submitted to the County Office of Education (COE) at least five times per year:

Report	Period Covered	Due Date
Adopted Budget	New fiscal year	July 1
45 Day Revise*	New fiscal year	August 11
First Interim	July 1 - October 31	December 15
Second Interim	July 1 - January 31	March 15
Estimated Actual	July 1 - June 30	July 1
Unaudited Actual	July 1 - June 30	September 15

\*45 Day Revise presented in local format, and is due 45 days after enactment of the State Budget

Second Interim Report March 14, 2023

3

## SECOND INTERIM

Second Interim Report March 14, 2023

# Second Interim Report

## Purpose

- Evaluate District's Financial Position
- Second of two required interim reports
- Part of the "checks and balances":

## Process

- Board of Education self-certifies the report as either:
  - Will Meet (Positive)
  - Qualified
  - Negative

## Result

Board Adoption → County Office of Ed. Certifies → Report to Sacramento

# Second Interim General Fund Overview

<i>General Fund Item</i>	<i>First Interim</i>	<i>Second Interim</i>	<i>Change</i>	<i>% Change</i>
Enrollment	29,661	29,680	19	0.06%
Average Daily Attendance Ratio	96.60%	94.90%	-1.70%	-1.76%
Revenue	\$458,398,241	\$459,970,185	\$1,571,944	0.34%
Expenditures	\$440,244,548	\$449,127,864	\$8,883,316	2.02%
Salaries - Certificated	\$181,729,284	\$182,970,640	\$1,241,356	0.68%
Salaries - Classified	\$64,325,005	\$65,124,898	\$799,893	1.24%
Benefits	\$120,842,063	\$123,053,988	\$2,211,925	1.83%
Non-Personnel Expenditures	\$73,348,196	\$77,978,338	\$4,630,142	6.31%
Revenue per Student	\$15,454	\$15,498	\$44	0.28%

## General Fund Overview: Revenue Changes from First Interim

Revenue (in millions)	
Increases to Restricted Lottery	\$ 0.30
Increases to Site donations	\$ 1.30
<b>Total Revenue adjustments</b>	<b>\$ 1.60</b>

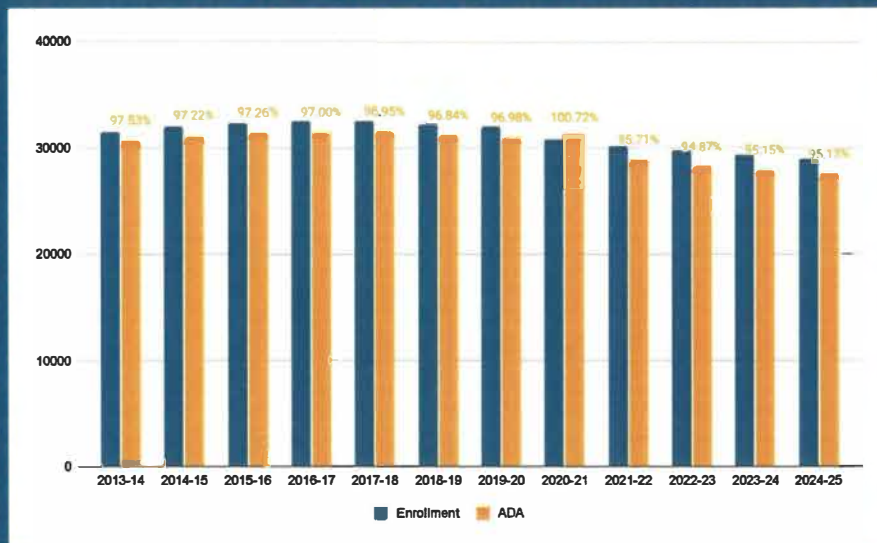
## General Fund Overview: Expenditure Changes from First Interim

Expenditures (in millions)	
Management Salary Increase	\$ 1.60
Textbook adoption	\$1.63
Educator Effectiveness Grant carryover	\$ 1.45
A-G Grants carryover	\$ 0.53
Before and After School Intervention	\$ 0.75
Special Education adjustments	\$ 1.62
Site donations	\$ 1.30
<b>Total Expenditure adjustments</b>	<b>\$ 8.88</b>

# MULTI - YEAR PROJECTIONS

Second Interim Report March 14, 2023

## Enrollment and ADA projections through 2024-25



Second Interim Report March 14, 2023

# Multi-Year Projections - Assumptions

FACTORS	2022 - 2023	2023 - 2024	2024 - 2025
Enrollment	29,680	29,280	28,880
ADA (projected)	28,156	27,858	27,472
ADA %	94.9%	95.1%	95.1%
UPP (3 year rolling average)	9.7%	10.1%	10.3%
LCFF COLA (from SSC dashboard)	6.56%	8.13%	3.54%
STRS	19.10%	19.10%	19.10%
PERS	25.37%	27.00%	28.10%
Step & Column (Certificated)	1.0%	1.0%	1.0%
Step & Column (Classified)	1.0%	1.0%	1.0%

Second Interim Report March 14, 2023

11

## 2022-23 Second Interim Multi-Year Projection (MYP)

	2022-23	2023-24	2024-25
<b>Revenues</b>	<b>Budget</b>	<b>Projection</b>	<b>Projection</b>
LCFF Sources	\$ 321,739,511	\$ 337,865,978	\$ 337,978,413
Federal Revenue	\$ 17,028,814	\$ 6,665,659	\$ 6,665,659
Other State Revenue	\$ 90,859,254	\$ 60,237,046	\$ 60,553,146
Other Local Revenue	\$ 30,342,606	\$ 30,305,754	\$ 30,295,210
Transfers In	\$ 49,000	\$ 49,000	\$ 49,000
<b>Total</b>	<b>\$ 460,019,185</b>	<b>\$ 435,123,437</b>	<b>\$ 435,541,428</b>
<b>Expenditures</b>	<b>Budget</b>	<b>Projection</b>	<b>Projection</b>
Certificated Salaries	\$ 182,970,640	\$ 179,976,986	\$ 181,296,947
Classified Salaries	\$ 65,124,898	\$ 65,213,611	\$ 65,138,881
Employee Benefits	\$ 123,053,988	\$ 124,367,859	\$ 127,492,562
Books and Supplies	\$ 25,693,714	\$ 16,379,286	\$ 13,965,864
Services	\$ 50,122,168	\$ 48,534,995	\$ 49,488,570
Capital Outlay	\$ 1,168,460	\$ 1,055,460	\$ 605,460
Other Outgo	\$ 993,996	\$ 993,996	\$ 993,996
Transfers Out	\$ 2,854,361	\$ 2,854,361	\$ 2,854,361
<b>Total</b>	<b>\$ 451,982,225</b>	<b>\$ 439,376,554</b>	<b>\$ 441,836,641</b>
<b>Net Increase (Decrease) in Fund Balance</b>	<b>\$ 8,036,960</b>	<b>\$ (4,253,117)</b>	<b>\$ (6,295,213)</b>

Second Interim Report March 14, 2023

12

## 2022-23 Second Interim Multi-Year Projection (MYP)

	2022-23	2023-24	2024-25
General Fund 01 Balance	Budget	Projection	Projection
Net Beginning Fund Balance	\$47,737,980	\$55,774,940	\$51,521,824
Ending Fund Balance	\$55,774,940	\$51,521,824	\$45,226,611
<b>Components of Ending Fund Balance</b>			
Non-spendable	\$667,391	\$667,391	\$667,391
Legally Restricted	\$42,980,408	\$23,370,497	\$16,953,630
Assigned	\$12,127,141	\$27,483,936	\$27,605,590
Undesignated/Unappropriated	\$0	\$0	\$0
<b>Total Ending Fund Balance</b>	<b>\$55,774,940</b>	<b>\$51,521,824</b>	<b>\$45,226,611</b>
Reserve for Economic Uncertainties (Fund 17)*	\$13,559,467	\$13,559,467	\$13,559,467
LCFF Shortfall for Declining Enrollment (Fund 17 Assigned)	\$2,994,661	\$3,211,160	\$3,211,160
Reserve Percentage (Fund 17 Economic Uncertainty)	3.00%	3.09%	3.07%
Reserve Percentage (Fund 17 + Fund 01/17 Assignments)	6.35%	10.07%	10.04%

\*Legally Required to maintain a reserve in the amount of 3% of annual expenditures

Second Interim Report March 14, 2023

13

## Review of MYP Revenues & Expenditures

### Revenues

- One-time funding over the last 2 years from Federal and State, mostly restricted, is unlikely to continue
- In 2023-24 we will be funded at the ADA rate from three year average
  - Decrease enrollment will not have immediate impact on funding
- Enrollment projections
- Economic outlook uncertain
- Prop 28 - Arts funding approved by voters

Second Interim Report March 14, 2023

### Expenditures

- Continued upward pressure from:
  - Health and welfare costs
  - Pension costs
  - Inflation increases
  - Certificated staffing will adjust to ADA
- Negotiated longevity increases for certificated staff effective 2023-24 are not included in MYP, but one-time increase will be covered by AMIMDBG

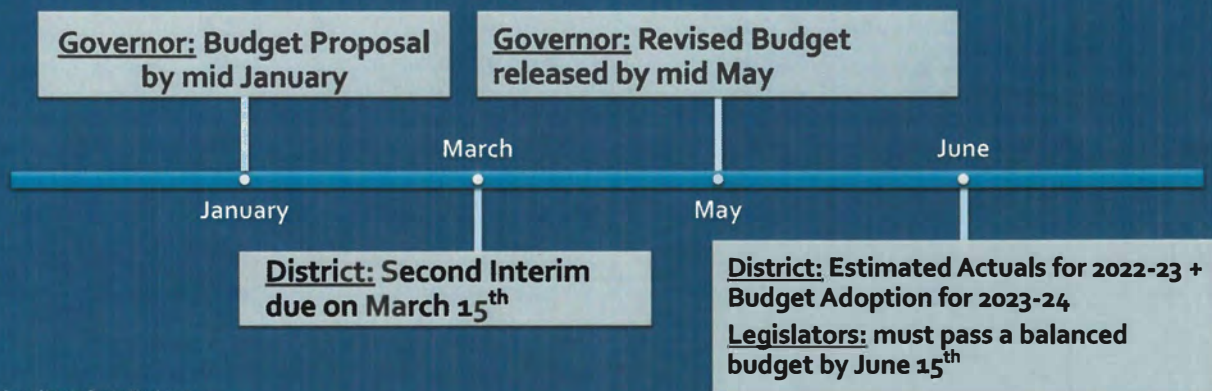
14



# Positive Certification

Current law requires a school district to review its adopted budget and report revisions to the budget at least twice during the fiscal year. Interim financial reports provide a picture of a district's financial condition during the reporting period. The governing board must certify that the district is either able to meet its financial obligations for the current fiscal year and next two subsequent years by providing a positive certification or certify they may/will not be able to meet their obligations by providing a qualified or negative certification. Based on current multi-year projections, the San Ramon Valley Unified School District can meet its financial obligations in the current and subsequent years and therefore recommends a **positive certification** of the Second Interim report.

## Next Steps and Upcoming Milestones



# Board Comments

# San Ramon Valley Unified School District

## Second Interim Report

2022-23



PRESENTED TO THE BOARD OF EDUCATION

March 14, 2023

Dr. John Malloy  
Superintendent

NOTICE OF CRITERIA AND STANDARDS REVIEW. This interim report was based upon and reviewed using the state-adopted Criteria and Standards. (Pursuant to Education Code (EC) sections 33129 and 42130)

Signed: \_\_\_\_\_ Date: \_\_\_\_\_  
District Superintendent or Designee

NOTICE OF INTERIM REVIEW. All action shall be taken on this report during a regular or authorized special meeting of the governing board.

To the County Superintendent of Schools:

This interim report and certification of financial condition are hereby filed by the governing board of the school district. (Pursuant to EC Section 42131)

Meeting Date: March 14, 2023 Signed: \_\_\_\_\_  
President of the Governing Board

CERTIFICATION OF FINANCIAL CONDITION

X  POSITIVE CERTIFICATION  
As President of the Governing Board of this school district, I certify that based upon current projections this district will meet its financial obligations for the current fiscal year and subsequent two fiscal years.

\_\_\_\_\_ QUALIFIED CERTIFICATION  
As President of the Governing Board of this school district, I certify that based upon current projections this district may not meet its financial obligations for the current fiscal year or two subsequent fiscal years.

\_\_\_\_\_ NEGATIVE CERTIFICATION  
As President of the Governing Board of this school district, I certify that based upon current projections this district will be unable to meet its financial obligations for the remainder of the current fiscal year or for the subsequent fiscal year.

Contact person for additional information on the interim report:

Name: Evan Miller Telephone: (925)552-2909  
Title: Executive Director, Business Services E-mail: emiller@srvusd.net

Criteria and Standards Review Summary

The following summary is automatically completed based on data provided in the Criteria and Standards Review form (Form 01CSI). Criteria and standards that are "Not Met," and supplemental information and additional fiscal indicators that are "Yes," may indicate areas of potential concern, which could affect the interim report certification, and should be carefully reviewed.

CRITERIA AND STANDARDS			Met	Not Met
1	Average Daily Attendance	Funded ADA for any of the current or two subsequent fiscal years has not changed by more than two percent since first interim.	X	
CRITERIA AND STANDARDS (continued)			Met	Not Met
2	Enrollment	Projected enrollment for any of the current or two subsequent fiscal years has not changed by more than two percent since first interim.	X	
3	ADA to Enrollment	Projected second period (P-2) ADA to enrollment ratio for the current and two subsequent fiscal years is consistent with historical ratios.	X	
4	Local Control Funding Formula (LCFF) Revenue	Projected LCFF revenue for any of the current or two subsequent fiscal years has not changed by more than two percent since first interim.		X
5	Salaries and Benefits	Projected ratio of total unrestricted salaries and benefits to total unrestricted general fund expenditures has not changed by more than the standard for the current and two subsequent fiscal years.	X	
6a	Other Revenues	Projected operating revenues (federal, other state, other local) for the current and two subsequent fiscal years have not changed by more than five percent since first interim.	X	
6b	Other Expenditures	Projected operating expenditures (books and supplies, services and other expenditures) for the current and two subsequent fiscal years have not changed by more than five percent since first interim.		X
7	Ongoing and Major Maintenance Account	If applicable, changes occurring since first interim meet the required contribution to the ongoing and major maintenance account (i.e., restricted maintenance account).	X	
8	Deficit Spending	Unrestricted deficit spending, if any, has not exceeded the standard in any of the current or two subsequent fiscal years.		X
9a	Fund Balance	Projected general fund balance will be positive at the end of the current and two subsequent fiscal years.	X	
9b	Cash Balance	Projected general fund cash balance will be positive at the end of the current fiscal year.	X	
10	Reserves	Available reserves (e.g., reserve for economic uncertainties, unassigned/unappropriated amounts) meet minimum requirements for the current and two subsequent fiscal years.	X	
SUPPLEMENTAL INFORMATION			No	Yes
S1	Contingent Liabilities	Have any known or contingent liabilities (e.g., financial or program audits, litigation, state compliance reviews) occurred since first interim that may impact the budget?	X	
S2	Using One-time Revenues to Fund Ongoing Expenditures	Are there ongoing general fund expenditures funded with one-time revenues that have changed since first interim by more than five percent?	X	

S3	Temporary Interfund Borrowings	Are there projected temporary borrowings between funds?	X	
S4	Contingent Revenues	Are any projected revenues for any of the current or two subsequent fiscal years contingent on reauthorization by the local government, special legislation, or other definitive act (e.g., parcel taxes, forest reserves)?	X	
S5	Contributions	Have contributions from unrestricted to restricted resources, or transfers to or from the general fund to cover operating deficits, changed since first interim by more than \$20,000 and more than 5% for any of the current or two subsequent fiscal years?		X
<b>SUPPLEMENTAL INFORMATION (continued)</b>			No	Yes
S6	Long-term Commitments	Does the district have long-term (multi-year) commitments or debt agreements?		X
		* If yes, have annual payments for the current or two subsequent fiscal years increased over prior year's (2021-22) annual payment?		X
		* If yes, will funding sources used to pay long-term commitments decrease or expire prior to the end of the commitment period, or are they one-time sources?	X	
S7a	Postemployment Benefits Other than Pensions	Does the district provide postemployment benefits other than pensions (OPEB)?		X
		* If yes, have there been changes since first interim in OPEB liabilities?	X	
S7b	Other Self-insurance Benefits	Does the district operate any self-insurance programs (e.g., workers' compensation)?		X
		* If yes, have there been changes since first interim in self-insurance liabilities?	X	
S8	Status of Labor Agreements	As of second interim projections, are salary and benefit negotiations still unsettled for:		
		* Certificated? (Section S8A, Line 1b)	X	
		* Classified? (Section S8B, Line 1b)	X	
		* Management/supervisor/confidential? (Section S8C, Line 1b)	n/a	
S8	Labor Agreement Budget Revisions	For negotiations settled since first interim, per Government Code Section 3547.5(c), are budget revisions still needed to meet the costs of the collective bargaining agreement(s) for:		
		* Certificated? (Section S8A, Line 3)	n/a	
		* Classified? (Section S8B, Line 3)	n/a	
S9	Status of Other Funds	Are any funds other than the general fund projected to have a negative fund balance at the end of the current fiscal year?	X	
<b>ADDITIONAL FISCAL INDICATORS</b>			No	Yes
A1	Negative Cash Flow	Do cash flow projections show that the district will end the current fiscal year with a negative cash balance in the general fund?	X	
A2	Independent Position Control	Is personnel position control independent from the payroll system?	X	
A3	Declining Enrollment	Is enrollment decreasing in both the prior and current fiscal years?		X
A4	New Charter Schools Impacting District Enrollment	Are any new charter schools operating in district boundaries that are impacting the district's enrollment, either in the prior or current fiscal year?	X	
A5	Salary Increases Exceed COLA	Has the district entered into a bargaining agreement where any of the current or subsequent fiscal years of the agreement would result in salary increases that are expected to exceed the projected state funded cost-of-living adjustment?	X	
A6	Uncapped Health Benefits	Does the district provide uncapped (100% employer paid) health benefits for current or retired employees?		X
A7	Independent Financial System	Is the district's financial system independent from the county office system?		X
A8	Fiscal Distress Reports	Does the district have any reports that indicate fiscal distress? If yes, provide copies to the COE, pursuant to EC 42127.6(a).	X	
A9	Change of CBO or Superintendent	Have there been personnel changes in the superintendent or chief business official (CBO) positions within the last 12 months?		X

Provide methodology and assumptions used to estimate ADA, enrollment, revenues, expenditures, reserves and fund balance, and multi year commitments (including cost-of-living adjustments).

Deviations from the standards must be explained and may affect the interim certification.

**CRITERIA AND STANDARDS**

**1. CRITERION: Average Daily Attendance**

STANDARD: Funded average daily attendance (ADA) for any of the current fiscal year or two subsequent fiscal years has not changed by more than two percent since first interim projections.

District's ADA Standard Percentage Range: -2.0% to +2.0%

**1A. Calculating the District's ADA Variances**

DATA ENTRY: First Interim data that exist will be extracted into the first column, otherwise, enter data for all fiscal years. Second Interim Projected Year Totals data that exist for the current year will be extracted; otherwise, enter data for all fiscal years. Enter district regular ADA and charter school ADA corresponding to financial data reported in the General Fund, only, for all fiscal years.

Estimated Funded ADA

Fiscal Year		First Interim	Second Interim	Percent Change	Status
		Projected Year Totals (Form 01CSI, Item 1A)	Projected Year Totals (Form AI, Lines A4 and C4)		
Current Year (2022-23)	District Regular	30,357.12	30,355.93		
	Charter School	0.00	0.00		
	<b>Total ADA</b>	<b>30,357.12</b>	<b>30,355.93</b>	<b>0.0%</b>	<b>Met</b>
1st Subsequent Year (2023-24)	District Regular	29,602.12	29,425.57		
	Charter School				
	<b>Total ADA</b>	<b>29,602.12</b>	<b>29,425.57</b>	<b>(.6%)</b>	<b>Met</b>
2nd Subsequent Year (2024-25)	District Regular	28,742.67	28,395.87		
	Charter School				
	<b>Total ADA</b>	<b>28,742.67</b>	<b>28,395.87</b>	<b>(1.2%)</b>	<b>Met</b>

**1B. Comparison of District ADA to the Standard**

DATA ENTRY: Enter an explanation if the standard is not met.

1a. STANDARD MET - Funded ADA has not changed since first interim projections by more than two percent in any of the current year or two subsequent fiscal years.

**Explanation:**  
(required if NOT met)

**2. CRITERION: Enrollment**

STANDARD: Projected enrollment for any of the current fiscal year or two subsequent fiscal years has not changed by more than two percent since first interim projections

District's Enrollment Standard Percentage Range: -2.0% to +2.0%

**2A. Calculating the District's Enrollment Variances**

DATA ENTRY: First Interim data that exist will be extracted; otherwise, enter data into the first column for all fiscal years. Enter data in the second column for all fiscal years. Enter district regular enrollment and charter school enrollment corresponding to financial data reported in the General Fund, only, for all fiscal years.

Fiscal Year	Enrollment		Percent Change	Status
	First Interim (Form 01CSI, Item 2A)	Second Interim CBEDS/Projected		
Current Year (2022-23)	District Regular	29,661.00	29,680.00	
	Charter School			
	<b>Total Enrollment</b>	<b>29,661.00</b>	<b>29,680.00</b>	<b>.1%</b>
1st Subsequent Year (2023-24)	District Regular	29,336.00	29,280.00	
	Charter School			
	<b>Total Enrollment</b>	<b>29,336.00</b>	<b>29,280.00</b>	<b>(.2%)</b>
2nd Subsequent Year (2024-25)	District Regular	29,011.00	28,880.00	
	Charter School			
	<b>Total Enrollment</b>	<b>29,011.00</b>	<b>28,880.00</b>	<b>(.5%)</b>

**2B. Comparison of District Enrollment to the Standard**

DATA ENTRY: Enter an explanation if the standard is not met.

1a. STANDARD MET - Enrollment projections have not changed since first interim projections by more than two percent for the current year and two subsequent fiscal years.

**Explanation:**  
(required if NOT met)

**3. CRITERION: ADA to Enrollment**

STANDARD: Projected second period (P-2) average daily attendance (ADA) to enrollment ratio for any of the current fiscal year or two subsequent fiscal years has not increased from the historical average ratio from the three prior fiscal years by more than one half of one percent (0.5%).

**3A. Calculating the District's ADA to Enrollment Standard**

DATA ENTRY: Unaudited Actuals data that exist will be extracted into the P-2 ADA column for the First Prior Year; otherwise, enter First Prior Year data. P-2 ADA for the second and third prior years are preloaded. First Interim data that exist will be extracted into the Enrollment column; otherwise, enter Enrollment data for all fiscal years. Data should reflect district regular and charter school ADA/enrollment corresponding to financial data reported in the General Fund, only, for all fiscal years.

Fiscal Year	P-2 ADA	Enrollment	Historical Ratio of ADA to Enrollment
	Unaudited Actuals (Form A, Lines A4 and C4)	CBEDS Actual (Form 01CSI, Item 3A)	
Third Prior Year (2019-20)	District Regular	30,951	31,911
	Charter School		0
	<b>Total ADA/Enrollment</b>	<b>30,951</b>	<b>31,911</b>
Second Prior Year (2020-21)	District Regular	30,194	30,726
	Charter School		0
	<b>Total ADA/Enrollment</b>	<b>30,194</b>	<b>30,726</b>
First Prior Year (2021-22)	District Regular	28,778	30,095
	Charter School		0
	<b>Total ADA/Enrollment</b>	<b>28,778</b>	<b>30,095</b>
Historical Average Ratio:			97.0%
District's ADA to Enrollment Standard (historical average ratio plus 0.5%):			<b>97.5%</b>

**3B. Calculating the District's Projected Ratio of ADA to Enrollment**

DATA ENTRY: Estimated P-2 ADA will be extracted into the first column for the Current Year; enter data in the first column for the subsequent fiscal years. Data should reflect district regular and charter school ADA/enrollment corresponding to financial data reported in the General Fund, only, for all fiscal years. All other data are extracted.

Fiscal Year	Estimated P-2 ADA	Enrollment	Ratio of ADA to Enrollment	Status
	(Form AI, Lines A4 and C4)	CBEDS/Projected (Criterion 2, Item 2A)		
Current Year (2022-23)	District Regular	28,156	29,680	
	Charter School	0		
	<b>Total ADA/Enrollment</b>	<b>28,156</b>	<b>29,680</b>	<b>94.9%</b>
1st Subsequent Year (2023-24)	District Regular	27,858	29,280	
	Charter School			
	<b>Total ADA/Enrollment</b>	<b>27,858</b>	<b>29,280</b>	<b>95.1%</b>
2nd Subsequent Year (2024-25)	District Regular	27,473	28,880	
	Charter School			
	<b>Total ADA/Enrollment</b>	<b>27,473</b>	<b>28,880</b>	<b>95.1%</b>

**3C. Comparison of District ADA to Enrollment Ratio to the Standard**

DATA ENTRY: Enter an explanation if the standard is not met.

1a. STANDARD MET - Projected P-2 ADA to enrollment ratio has not exceeded the standard for the current year and two subsequent fiscal years.

**Explanation:**  
(required if NOT met)



**4. CRITERION: LCFF Revenue**

STANDARD: Projected LCFF revenue for any of the current fiscal year or two subsequent fiscal years has not changed by more than two percent since first interim projections.

District's LCFF Revenue Standard Percentage Range: -2.0% to +2.0%

**4A. Calculating the District's Projected Change in LCFF Revenue**

DATA ENTRY: First Interim data that exist will be extracted; otherwise, enter data into the first column. In the Second Interim column, Current Year data are extracted; enter data for the two subsequent years.

Fiscal Year	LCFF Revenue		Percent Change	Status
	(Fund 01, Objects 8011, 8012, 8020-8089)			
	First Interim (Form 01CSI, Item 4A)	Second Interim Projected Year Totals		
Current Year (2022-23)	321,822,738.00	321,739,511.00	0.0%	Met
1st Subsequent Year (2023-24)	331,212,217.00	337,865,978.00	2.0%	Not Met
2nd Subsequent Year (2024-25)	334,668,628.00	337,978,413.00	1.0%	Met

**4B. Comparison of District LCFF Revenue to the Standard**

DATA ENTRY: Enter an explanation if the standard is not met.

- 1a. STANDARD NOT MET - Projected LCFF revenue has changed since first interim projections by more than two percent in any of the current year or two subsequent fiscal years. Provide reasons why the change(s) exceed the standard and a description of the methods and assumptions used in projecting LCFF revenue.

**Explanation:**  
(required if NOT met)

The Governor's 2023-24 Proposed Budget includes a projected COLA of 8.13%, which is significantly higher than the projected COLA of 6.56% used in First Interim. The increased COLA results in higher LCFF revenue projections for 2023-24.

**5. CRITERION: Salaries and Benefits**

STANDARD: Projected ratio of total unrestricted salaries and benefits to total unrestricted general fund expenditures for any of the current fiscal year or two subsequent fiscal years has not changed from the historical average ratio from the three prior fiscal years by more than the greater of three percent or the district's required reserves percentage.

**5A. Calculating the District's Historical Average Ratio of Unrestricted Salaries and Benefits to Total Unrestricted General Fund Expenditures**

DATA ENTRY: Unaudited Actuals data that exist for the First Prior Year will be extracted; otherwise, enter data for the First Prior Year. Unaudited Actuals data for the second and third prior years are preloaded.

Fiscal Year	Unaudited Actuals - Unrestricted (Resources 0000-1999)		Ratio of Unrestricted Salaries and Benefits to Total Unrestricted Expenditures
	Salaries and Benefits (Form 01, Objects 1000-3999)	Total Expenditures (Form 01, Objects 1000-7499)	
Third Prior Year (2019-20)	226,408,456.52	243,704,511.07	92.9%
Second Prior Year (2020-21)	229,978,800.45	245,983,145.53	93.5%
First Prior Year (2021-22)	249,388,429.18	265,253,953.67	94.0%
Historical Average Ratio:			93.5%

	Current Year (2022-23)	1st Subsequent Year (2023-24)	2nd Subsequent Year (2024-25)
District's Reserve Standard Percentage (Criterion 10B, Line 4)	3%	3%	3%
District's Salaries and Benefits Standard (historical average ratio, plus/minus the greater of 3% or the district's reserve standard percentage):	90.5% to 96.5%	90.5% to 96.5%	90.5% to 96.5%

**5B. Calculating the District's Projected Ratio of Unrestricted Salaries and Benefits to Total Unrestricted General Fund Expenditures**

DATA ENTRY: If Form MYPI exists, Projected Year Totals data for the two subsequent years will be extracted; if not, enter Projected Year Totals data. Projected Year Totals data for Current Year are extracted.

Fiscal Year	Projected Year Totals - Unrestricted (Resources 0000-1999)		Ratio of Unrestricted Salaries and Benefits to Total Unrestricted Expenditures	Status
	Salaries and Benefits (Form 011, Objects 1000-3999) (Form MYPI, Lines B1-B3)	Total Expenditures (Form 011, Objects 1000-7499) (Form MYPI, Lines B1-B8, B10)		
Current Year (2022-23)	265,847,397.00	293,532,164.00	90.6%	Met
1st Subsequent Year (2023-24)	259,600,321.31	285,830,824.89	90.8%	Met
2nd Subsequent Year (2024-25)	272,909,021.02	299,884,425.22	91.0%	Met

**5C. Comparison of District Salaries and Benefits Ratio to the Standard**

DATA ENTRY: Enter an explanation if the standard is not met.

1a. STANDARD MET - Ratio of total unrestricted salaries and benefits to total unrestricted expenditures has met the standard for the current year and two subsequent fiscal years.

**Explanation:**  
(required if NOT met)

**6. CRITERION: Other Revenues and Expenditures**

STANDARD: Projected operating revenues (including federal, other state and other local) or expenditures (including books and supplies, and services and other operating), for any of the current fiscal year or two subsequent fiscal years, have not changed by more than five percent since first interim projections. Changes that exceed five percent in any major object category must be explained.

District's Other Revenues and Expenditures Standard Percentage Range:	-5.0% to +5.0%
District's Other Revenues and Expenditures Explanation Percentage Range:	-5.0% to +5.0%

**6A. Calculating the District's Change by Major Object Category and Comparison to the Explanation Percentage Range**

DATA ENTRY: First Interim data that exist will be extracted; otherwise, enter data into the first column. Second Interim data for the Current Year are extracted. If Second Interim Form MYPI exists, data for the two subsequent years will be extracted; if not, enter data for the two subsequent years into the second column. Explanations must be entered for each category if the percent change for any year exceeds the district's explanation percentage range.

Object Range / Fiscal Year	First Interim	Second Interim	Percent Change	Change Is Outside Explanation Range
	Projected Year Totals (Form 01CSI, Item 6A)	Projected Year Totals (Fund 01) (Form MYPI)		

**Federal Revenue (Fund 01, Objects 8100-8299) (Form MYPI, Line A2)**

Current Year (2022-23)	17,017,790.14	17,028,814.14	.1%	No
1st Subsequent Year (2023-24)	6,862,118.14	6,665,659.14	-2.9%	No
2nd Subsequent Year (2024-25)	6,862,118.14	6,665,659.14	-2.9%	No

**Explanation:**  
(required if Yes)

**Other State Revenue (Fund 01, Objects 8300-8599) (Form MYPI, Line A3)**

Current Year (2022-23)	90,604,486.00	90,859,254.00	.3%	No
1st Subsequent Year (2023-24)	58,213,087.63	60,237,045.71	3.5%	No
2nd Subsequent Year (2024-25)	58,993,017.43	60,553,145.89	2.6%	No

**Explanation:**  
(required if Yes)

**Other Local Revenue (Fund 01, Objects 8600-8799) (Form MYPI, Line A4)**

Current Year (2022-23)	28,953,227.00	30,342,606.00	4.8%	No
1st Subsequent Year (2023-24)	28,954,289.50	30,305,754.74	4.7%	No
2nd Subsequent Year (2024-25)	28,960,977.00	30,295,210.52	4.6%	No

**Explanation:**  
(required if Yes)

**Books and Supplies (Fund 01, Objects 4000-4999) (Form MYPI, Line B4)**

Current Year (2022-23)	23,094,269.00	25,693,714.00	11.3%	Yes
1st Subsequent Year (2023-24)	13,991,340.87	16,379,285.71	17.1%	Yes
2nd Subsequent Year (2024-25)	11,468,840.46	13,965,863.97	21.8%	Yes

**Explanation:**  
(required if Yes)

2022-23: Curriculum adoption transferred from Objects 5000-5999, and budget adjustments for multi-year state grants (Effective Educators; A-G Completion). 2023-24 and 2024-25: Budget adjustments for multi-year state grants (Effective Educators; A-G Completion).

**Services and Other Operating Expenditures (Fund 01, Objects 5000-5999) (Form MYPI, Line B5)**

Current Year (2022-23)	48,056,471.14	50,122,168.00	4.3%	No
1st Subsequent Year (2023-24)	46,543,170.10	48,534,995.21	4.3%	No
2nd Subsequent Year (2024-25)	47,490,389.24	49,488,569.89	4.2%	No

**Explanation:**  
(required if Yes)

**6B. Calculating the District's Change in Total Operating Revenues and Expenditures**

DATA ENTRY: All data are extracted or calculated.

Object Range / Fiscal Year	First Interim Projected Year Totals	Second Interim Projected Year Totals	Percent Change	Status
<b>Total Federal, Other State, and Other Local Revenue (Section 6A)</b>				
Current Year (2022-23)	136,575,503.14	138,230,674.14	1.2%	Met
1st Subsequent Year (2023-24)	94,029,495.27	97,208,459.59	3.4%	Met
2nd Subsequent Year (2024-25)	94,816,112.57	97,514,015.55	2.8%	Met

<b>Total Books and Supplies, and Services and Other Operating Expenditures (Section 6A)</b>				
Current Year (2022-23)	71,150,740.14	75,815,882.00	6.6%	Not Met
1st Subsequent Year (2023-24)	60,534,510.97	64,914,280.92	7.2%	Not Met
2nd Subsequent Year (2024-25)	58,959,229.70	63,454,433.86	7.6%	Not Met

**6C. Comparison of District Total Operating Revenues and Expenditures to the Standard Percentage Range**

DATA ENTRY: Explanations are linked from Section 6A if the status in Section 6B is Not Met; no entry is allowed below.

1a. STANDARD MET - Projected total operating revenues have not changed since first interim projections by more than the standard for the current year and two subsequent fiscal years.

<p><b>Explanation:</b> Federal Revenue (linked from 6A if NOT met)</p>	
<p><b>Explanation:</b> Other State Revenue (linked from 6A if NOT met)</p>	
<p><b>Explanation:</b> Other Local Revenue (linked from 6A if NOT met)</p>	

1b. STANDARD NOT MET - One or more total operating expenditures have changed since first interim projections by more than the standard in one or more of the current year or two subsequent fiscal years. Reasons for the projected change, descriptions of the methods and assumptions used in the projections, and what changes, if any, will be made to bring the projected operating revenues within the standard must be entered in Section 6A above and will also display in the explanation box below.

<p><b>Explanation:</b> Books and Supplies (linked from 6A if NOT met)</p>	<p>2022-23: Curriculum adoption transferred from Objects 5000-5999, and budget adjustments for multi-year state grants (Effective Educators; A-G Completion). 2023-24 and 2024-25: Budget adjustments for multi-year state grants (Effective Educators; A-G Completion).</p>
<p><b>Explanation:</b> Services and Other Exps (linked from 6A if NOT met)</p>	

**7. CRITERION: Facilities Maintenance**

STANDARD: Identify changes that have occurred since first interim projections in the projected contributions for facilities maintenance funding as required pursuant to Education Code Section 17070.75, or in how the district is providing adequately to preserve the functionality of its facilities for their normal life in accordance with Education Code sections 52060(d)(1) and 17002(d)(1).

**Determining the District's Compliance with the Contribution Requirement for EC Section 17070.75 - Ongoing and Major Maintenance/Restricted Maintenance Account (OMMA/RMA)**

**NOTE:** EC Section 17070.75 requires the district to deposit into the account a minimum amount equal to or greater than three percent of the total general fund expenditures and other financing uses for that fiscal year. Statutes exclude the following resource codes from the total general fund expenditures calculation: 3210, 3212, 3213, 3214, 3215, 3216, 3218, 3219, 5316, 7027, and 7690.

**DATA ENTRY:** Enter the Required Minimum Contribution if First Interim data does not exist. First Interim data that exist will be extracted; otherwise, enter First Interim data into lines 1, if applicable, and 2. All other data are extracted.

	Required Minimum Contribution	Second Interim Contribution	Status
		Projected Year Totals (Fund 01, Resource 8150, Objects 8900-8999)	
1. OMMA/RMA Contribution	11,642,903.19	11,879,971.00	Met
2. First Interim Contribution (information only) (Form 01CSI, First Interim, Criterion 7, Line 1)		11,642,904.00	

If status is not met, enter an X in the box that best describes why the minimum required contribution was not made:

- Not applicable (district does not participate in the Leroy F. Greene School Facilities Act of 1998)
- Exempt (due to district's small size [EC Section 17070.75 (b)(2)(E)])
- Other (explanation must be provided)

**Explanation:**  
(required if NOT met  
and Other is marked)

**8. CRITERION: Deficit Spending**

STANDARD: Unrestricted deficit spending (total unrestricted expenditures and other financing uses is greater than total unrestricted revenues and other financing sources) as a percentage of total unrestricted expenditures and other financing uses, has not exceeded one-third of the district's available reserves<sup>1</sup> as a percentage of total expenditures and other financing uses<sup>2</sup> in any of the current fiscal year or two subsequent fiscal years.

<sup>1</sup>Available reserves are the unrestricted amounts in the Stabilization Arrangements, Reserve for Economic Uncertainties, and Unassigned/Unappropriated accounts in the General Fund and the Special Reserve Fund for Other Than Capital Outlay Projects. Available reserves will be reduced by any negative ending balances in restricted resources in the General Fund.

<sup>2</sup>A school district that is the Administrative Unit of a Special Education Local Plan Area (SELPA) may exclude from its expenditures the distribution of funds to its participating members.

**8A. Calculating the District's Deficit Spending Standard Percentage Levels**

DATA ENTRY: All data are extracted or calculated.

	Current Year (2022-23)	1st Subsequent Year (2023-24)	2nd Subsequent Year (2024-25)
District's Available Reserve Percentages (Criterion 10C, Line 9)	3.0%	3.1%	3.1%
<b>District's Deficit Spending Standard Percentage Levels (one-third of available reserve percentage):</b>	<b>1.0%</b>	<b>1.0%</b>	<b>1.0%</b>

**8B. Calculating the District's Deficit Spending Percentages**

DATA ENTRY: Current Year data are extracted. If Form MYPI exists, data for the two subsequent years will be extracted; if not, enter data for the two subsequent years into the first and second columns.

Fiscal Year	Projected Year Totals			
	Net Change in	Total Unrestricted	Deficit Spending Level	Status
	Unrestricted Fund Balance	Expenditures		
	(Form 011, Section E)	and Other Financing Uses (Form 011, Objects 1000-7999)	(If Net Change in Unrestricted Fund Balance is negative, else N/A)	
	(Form MYPI, Line C)	(Form MYPI, Line B11)		
Current Year (2022-23)	(7,890,022.00)	296,386,525.00	2.7%	Not Met
1st Subsequent Year (2023-24)	15,356,794.31	288,685,185.89	N/A	Met
2nd Subsequent Year (2024-25)	121,654.60	302,738,786.22	N/A	Met

**8C. Comparison of District Deficit Spending to the Standard**

DATA ENTRY: Enter an explanation if the standard is not met.

- 1a. STANDARD NOT MET - Unrestricted deficit spending has exceeded the standard percentage level in any of the current year or two subsequent fiscal years. Provide reasons for the deficit spending, a description of the methods and assumptions used in balancing the unrestricted budget, and what changes will be made to ensure that the budget deficits are eliminated or are balanced within the standard.

**Explanation:**  
(required if NOT met)

Deficit spending in 2022-23 is primarily due to one-time expenditures such as our Equity Liaisons (10.0 FTE), Instructional Materials, replacement of staff devices, and vehicle purchases. In addition, the Second Interim report projects an increase to the contribution from the unrestricted general fund for special education. This ongoing cost does not result in a deficit in the subsequent years.

**9. CRITERION: Fund and Cash Balances**

A. FUND BALANCE STANDARD: Projected general fund balance will be positive at the end of the current fiscal year and two subsequent fiscal years.

**9A-1. Determining If the District's General Fund Ending Balance is Positive**

DATA ENTRY: Current Year data are extracted. If Form MYPI exists, data for the two subsequent years will be extracted; if not, enter data for the two subsequent years.

Ending Fund Balance

General Fund

Projected Year Totals

Fiscal Year	(Form 011, Line F2 ) (Form MYPI, Line D2)	Status
Current Year (2022-23)	55,774,939.91	Met
1st Subsequent Year (2023-24)	51,521,823.61	Met
2nd Subsequent Year (2024-25)	45,226,611.14	Met

**9A-2. Comparison of the District's Ending Fund Balance to the Standard**

DATA ENTRY: Enter an explanation if the standard is not met.

1a. STANDARD MET - Projected general fund ending balance is positive for the current fiscal year and two subsequent fiscal years.

**Explanation:**  
(required if NOT met)

B. CASH BALANCE STANDARD: Projected general fund cash balance will be positive at the end of the current fiscal year.

**9B-1. Determining If the District's Ending Cash Balance is Positive**

DATA ENTRY: If Form CASH exists, data will be extracted; if not, data must be entered below.

Ending Cash Balance

General Fund

Fiscal Year	(Form CASH, Line F, June Column)	Status
Current Year (2022-23)	37,364,985.67	Met

**9B-2. Comparison of the District's Ending Cash Balance to the Standard**

DATA ENTRY: Enter an explanation if the standard is not met.

1a. STANDARD MET - Projected general fund cash balance will be positive at the end of the current fiscal year.

**Explanation:**  
(required if NOT met)

**10. CRITERION: Reserves**

STANDARD: Available reserves<sup>1</sup> for any of the current fiscal year or two subsequent fiscal years are not less than the following percentages or amounts<sup>2</sup> as applied to total expenditures and other financing uses<sup>3</sup>:

DATA ENTRY: Current Year data are extracted. If Form MYPI exists, 1st and 2nd Subsequent Year data will be extracted. If not, enter district regular ADA and charter school ADA corresponding to financial data reported in the General Fund, only, for the two subsequent years.

Percentage Level	District ADA	
5% or \$75,000 (greater of)	0	to 300
4% or \$75,000 (greater of)	301	to 1,000
3%	1,001	to 30,000
2%	30,001	to 400,000
1%	400,001	and over

<sup>1</sup> Available reserves are the unrestricted amounts in the Stabilization Arrangements, Reserve for Economic Uncertainties, and Unassigned/Unappropriated accounts in the General Fund and Special Reserve Fund for Other Than Capital Outlay Projects. Available reserves will be reduced by any negative ending balances in restricted resources in the General Fund.

<sup>2</sup> Dollar amounts to be adjusted annually by the prior year statutory cost-of-living adjustment (Education Code Section 42238), rounded to the nearest thousand.

<sup>3</sup> A school district that is the Administrative Unit (AU) of a Special Education Local Plan Area (SELPA) may exclude from its expenditures the distribution of funds to its participating members.

	Current Year (2022-23)	1st Subsequent Year (2023-24)	2nd Subsequent Year (2024-25)
District Estimated P-2 ADA (Current Year, Form AI, Lines A4 and C4, Subsequent Years, Form MYPI, Line F2, if available.)	28,156.47	27,858.48	27,472.71
<b>District's Reserve Standard Percentage Level:</b>	<b>3%</b>	<b>3%</b>	<b>3%</b>

**10A. Calculating the District's Special Education Pass-through Exclusions (only for districts that serve as the AU of a SELPA)**

DATA ENTRY: For SELPA AUs, if Form MYPI exists, all data will be extracted including the Yes/No button selection. If not, click the appropriate Yes or No button for item 1 and, if Yes, enter data for item 2a and for the two subsequent years in item 2b; Current Year data are extracted.

For districts that serve as the AU of a SELPA (Form MYPI, Lines F1a, F1b1, and F1b2):

1. Do you choose to exclude from the reserve calculation the pass-through funds distributed to SELPA members?
2. If you are the SELPA AU and are excluding special education pass-through funds:
  - a. Enter the name(s) of the SELPA(s): \_\_\_\_\_

- b. Special Education Pass-through Funds  
(Fund 10, resources 3300-3499, 6500-6540 and 6546,  
objects 7211-7213 and 7221-7223)

Current Year Projected Year Totals (2022-23)	1st Subsequent Year (2023-24)	2nd Subsequent Year (2024-25)
0.00		

**10B. Calculating the District's Reserve Standard**

DATA ENTRY: If Form MYPI exists, all data will be extracted or calculated. If not, enter data for line 1 for the two subsequent years; Current Year data are extracted.

	Current Year Projected Year Totals (2022-23)	1st Subsequent Year (2023-24)	2nd Subsequent Year (2024-25)
1. Expenditures and Other Financing Uses (Form 011, objects 1000-7999) (Form MYPI, Line B11)	451,982,225.00	439,376,553.89	441,836,641.02
2. Plus: Special Education Pass-through (Criterion 10A, Line 2b, if Criterion 10A, Line 1 is No)			
3. Total Expenditures and Other Financing Uses (Line B1 plus Line B2)	451,982,225.00	439,376,553.89	441,836,641.02
4. Reserve Standard Percentage Level	3%	3%	3%
5. Reserve Standard - by Percent (Line B3 times Line B4)	13,559,466.75	13,181,296.62	13,255,099.23



- 6. Reserve Standard - by Amount  
(\$75,000 for districts with less than 1,001 ADA, else 0)
- 7. District's Reserve Standard  
(Greater of Line B5 or Line B6)

		49 of 317
0.00	0.00	0.00
<b>13,559,466.75</b>	<b>13,181,296.62</b>	<b>13,255,099.23</b>

**10C. Calculating the District's Available Reserve Amount**

DATA ENTRY: All data are extracted from fund data and Form MYPI. If Form MYPI does not exist, enter data for the two subsequent years.

Reserve Amounts (Unrestricted resources 0000-1999 except Line 4)	Current Year	1st Subsequent Year	2nd Subsequent Year
	Projected Year Totals (2022-23)	(2023-24)	(2024-25)
1. General Fund - Stabilization Arrangements (Fund 01, Object 9750) (Form MYPI, Line E1a)	0.00	0.00	0.00
2. General Fund - Reserve for Economic Uncertainties (Fund 01, Object 9789) (Form MYPI, Line E1b)	0.00	0.00	0.00
3. General Fund - Unassigned/Unappropriated Amount (Fund 01, Object 9790) (Form MYPI, Line E1c)	0.00	0.00	0.00
4. General Fund - Negative Ending Balances in Restricted Resources (Fund 01, Object 979Z, if negative, for each of resources 2000-9999) (Form MYPI, Line E1d)	0.00	0.00	0.00
5. Special Reserve Fund - Stabilization Arrangements (Fund 17, Object 9750) (Form MYPI, Line E2a)	0.00	0.00	0.00
6. Special Reserve Fund - Reserve for Economic Uncertainties (Fund 17, Object 9789) (Form MYPI, Line E2b)	13,559,467.00	13,559,467.00	13,557,467.00
7. Special Reserve Fund - Unassigned/Unappropriated Amount (Fund 17, Object 9790) (Form MYPI, Line E2c)	0.00	0.00	0.00
8. District's Available Reserve Amount (Lines C1 thru C7)	13,559,467.00	13,559,467.00	13,557,467.00
9. District's Available Reserve Percentage (Information only) (Line 8 divided by Section 10B, Line 3)	3.00%	3.09%	3.07%
<b>District's Reserve Standard (Section 10B, Line 7):</b>	<b>13,559,466.75</b>	<b>13,181,296.62</b>	<b>13,255,099.23</b>
Status:	Met	Met	Met

**10D. Comparison of District Reserve Amount to the Standard**

DATA ENTRY: Enter an explanation if the standard is not met.

1a. STANDARD MET - Available reserves have met the standard for the current year and two subsequent fiscal years.

**Explanation:**  
(required if NOT met)

---

---

**SUPPLEMENTAL INFORMATION**

---

---

DATA ENTRY: Click the appropriate Yes or No button for items S1 through S4. Enter an explanation for each Yes answer.

**S1. Contingent Liabilities**

1a. Does your district have any known or contingent liabilities (e.g., financial or program audits, litigation, state compliance reviews) that have occurred since first interim projections that may impact the budget?

1b. If Yes, identify the liabilities and how they may impact the budget:

**S2. Use of One-time Revenues for Ongoing Expenditures**

1a. Does your district have ongoing general fund expenditures funded with one-time revenues that have changed since first interim projections by more than five percent?

1b. If Yes, identify the expenditures and explain how the one-time resources will be replaced to continue funding the ongoing expenditures in the following fiscal years:

**S3. Temporary Interfund Borrowings**

1a. Does your district have projected temporary borrowings between funds?  
(Refer to Education Code Section 42603)

1b. If Yes, identify the interfund borrowings:

**S4. Contingent Revenues**

1a. Does your district have projected revenues for the current fiscal year or either of the two subsequent fiscal years contingent on reauthorization by the local government, special legislation, or other definitive act (e.g., parcel taxes, forest reserves)?

1b. If Yes, identify any of these revenues that are dedicated for ongoing expenses and explain how the revenues will be replaced or expenditures reduced:

**S5. Contributions**

Identify projected contributions from unrestricted resources in the general fund to restricted resources in the general fund for the current fiscal year and two subsequent fiscal years. Provide an explanation if contributions have changed by more than \$20,000 and more than five percent since first interim projections.

Identify projected transfers to or from the general fund to cover operating deficits in either the general fund or any other fund for the current fiscal year and two subsequent fiscal years. Provide an explanation if transfers have changed by more than \$20,000 and more than five percent since first interim projections.

Identify capital project cost overruns that have occurred since first interim projections that may impact the general fund budget.

**District's Contributions and Transfers Standard:** -5.0% to +5.0% or -\$20,000 to +\$20,000

**S5A. Identification of the District's Projected Contributions, Transfers, and Capital Projects that may Impact the General Fund**

DATA ENTRY: First Interim data that exist will be extracted; otherwise, enter data into the first column. For Contributions, the Second Interim's Current Year data will be extracted. Enter Second Interim Contributions for the 1st and 2nd Subsequent Years. For Transfers In and Transfers Out, the Second Interim's Current Year data will be extracted. If Form MYPI exists, the data will be extracted into the Second Interim column for the 1st and 2nd Subsequent Years. If Form MYPI does not exist, enter data for 1st and 2nd Subsequent Years. Click on the appropriate button for Item 1d; all other data will be calculated.

Description / Fiscal Year	First Interim (Form 01CSI, Item S5A)	Second Interim Projected Year Totals	Percent Change	Amount of Change	Status
<b>1a. Contributions, Unrestricted General Fund</b> <b>(Fund 01, Resources 0000-1999, Object 8980)</b>					
Current Year (2022-23)	(48,746,410.00)	(53,713,141.00)	10.2%	4,966,731.00	Not Met
1st Subsequent Year (2023-24)	(49,538,665.00)	54,620,736.00	-210.3%	(104,159,401.00)	Not Met
2nd Subsequent Year (2024-25)	(50,315,194.00)	56,024,705.00	-211.3%	(106,339,899.00)	Not Met
<b>1b. Transfers In, General Fund *</b>					
Current Year (2022-23)	0.00	49,000.00	New	49,000.00	Not Met
1st Subsequent Year (2023-24)	0.00	49,000.00	New	49,000.00	Not Met
2nd Subsequent Year (2024-25)	0.00	49,000.00	New	49,000.00	Not Met
<b>1c. Transfers Out, General Fund *</b>					
Current Year (2022-23)	2,854,361.00	2,854,361.00	0.0%	0.00	Met
1st Subsequent Year (2023-24)	2,854,361.00	2,854,361.00	0.0%	0.00	Met
2nd Subsequent Year (2024-25)	2,854,361.00	2,854,361.00	0.0%	0.00	Met

**1d. Capital Project Cost Overruns**

Have capital project cost overruns occurred since first interim projections that may impact the general fund operational budget?

No

\* Include transfers used to cover operating deficits in either the general fund or any other fund.

**S5B. Status of the District's Projected Contributions, Transfers, and Capital Projects**

DATA ENTRY: Enter an explanation if Not Met for items 1a-1c or if Yes for Item 1d.

1a. NOT MET - The projected contributions from the unrestricted general fund to restricted general fund programs have changed since first interim projections by more than the standard for any of the current year or subsequent two fiscal years. Identify restricted programs and contribution amount for each program and whether contributions are ongoing or one-time in nature. Explain the district's plan, with timeframes, for reducing or eliminating the contribution.

**Explanation:**  
(required if NOT met)

Ongoing increase in special education expenditures due to increased costs and identification of students with special needs.

1b. NOT MET - The projected transfers in to the general fund have changed since first interim projections by more than the standard for any of the current year or subsequent two fiscal years. Identify the amounts transferred, by fund, and whether transfers are ongoing or one-time in nature. If ongoing, explain the district's plan, with timeframes, for reducing or eliminating the transfers.

**Explanation:**  
(required if NOT met)

One-time transfer from Fund 40 (Safety Committee) to Fund 01 to support our Emergency Operations Center.

1c. MET - Projected transfers out have not changed since first interim projections by more than the standard for the current year and two subsequent fiscal years.

**Explanation:**  
(required if NOT met)

1d. NO - There have been no capital project cost overruns occurring since first interim projections that may impact the general fund operational budget.

**Project Information:**  
(required if YES)

---

---

---

---

---

---

---

**S6. Long-term Commitments**

Identify all existing and new multi year commitments<sup>1</sup> and their annual required payment for the current fiscal year and two subsequent fiscal years. Explain how any increase in annual payments will be funded. Also, explain how any decrease to funding sources used to pay long-term commitments will be replaced.

<sup>1</sup> Include multi year commitments, multi year debt agreements, and new programs or contracts that result in long-term obligations.

**S6A. Identification of the District's Long-term Commitments**

DATA ENTRY: If First Interim data exist (Form 01CSI, Item S6A), long-term commitment data will be extracted and it will only be necessary to click the appropriate button for Item 1b. Extracted data may be overwritten to update long-term commitment data in Item 2, as applicable. If no First Interim data exist, click the appropriate buttons for items 1a and 1b, and enter all other data, as applicable.

1. a. Does your district have long-term (multi year) commitments?  
(If No, skip items 1b and 2 and sections S6B and S6C)

b. If Yes to Item 1a, have new long-term (multi year) commitments been incurred since first interim projections?

2. If Yes to Item 1a, list (or update) all new and existing multi year commitments and required annual debt service amounts. Do not include long-term commitments for postemployment benefits other than pensions (OPEB); OPEB is disclosed in Item S7A.

Type of Commitment	# of Years Remaining	SACS Fund and Object Codes Used For:		Principal Balance as of July 1, 2022-23
		Funding Sources (Revenues)	Debt Service (Expenditures)	
Capital Leases	15	Fund 40 reserves, federal subsidies, general fund	Fund 40, Objects 74xx	9,158,000
Certificates of Participation				
General Obligation Bonds	19	Fund 51 tax levies	Fund 51, Objects 7433 and 7434	388,025,000
Supp Early Retirement Program				
State School Building Loans				
Compensated Absences	1	General Fund unrestricted revenues	Fund 01 unrestricted	2,800,000

Other Long-term Commitments (do not include OPEB):

Lease Revenue Bonds	6	Fund 40 reserves, federal subsidies, general fund	Fund 40, Objects 74xx	8,450,000
<b>TOTAL:</b>				<b>408,433,000</b>

Type of Commitment (continued)	Prior Year	Current Year	1st Subsequent Year	2nd Subsequent Year
	(2021-22)	(2022-23)	(2023-24)	(2024-25)
	Annual Payment (P & I)	Annual Payment (P & I)	Annual Payment (P & I)	Annual Payment (P & I)
Capital Leases	1,149,871	1,153,671	1,157,175	1,160,363
Certificates of Participation				
General Obligation Bonds	40,467,226	57,609,307	41,166,743	42,125,358
Supp Early Retirement Program				
State School Building Loans				
Compensated Absences				

Other Long-term Commitments (continued):

Lease Revenue Bonds	2,290,463	2,205,663	2,117,472	2,031,683

Total Annual Payments:	43,907,560	60,968,641	44,441,390	55 of 317 45,317,404
Has total annual payment increased over prior year (2021-22)?		Yes	Yes	Yes

---

---

**S6B. Comparison of the District's Annual Payments to Prior Year Annual Payment**

---

---

DATA ENTRY: Enter an explanation if Yes.

- 1a. Yes - Annual payments for long-term commitments have increased in one or more of the current or two subsequent fiscal years. Explain how the increase in annual payments will be funded.

**Explanation:**  
(Required if Yes  
to increase in total  
annual payments)

Increases in General Obligation Bonds are funded by property taxes.

---

---

**S6C. Identification of Decreases to Funding Sources Used to Pay Long-term Commitments**

---

---

DATA ENTRY: Click the appropriate Yes or No button in Item 1; if Yes, an explanation is required in Item 2.

- 1. Will funding sources used to pay long-term commitments decrease or expire prior to the end of the commitment period, or are they one-time sources?

No

- 2. No - Funding sources will not decrease or expire prior to the end of the commitment period, and one-time funds are not being used for long-term commitment.

**Explanation:**  
(Required if Yes)



**S7. Unfunded Liabilities**

Identify any changes in estimates for unfunded liabilities since first interim projections, and indicate whether the changes are the result of a new actuarial valuation.

**S7A. Identification of the District's Estimated Unfunded Liability for Postemployment Benefits Other Than Pensions (OPEB)**

DATA ENTRY: Click the appropriate button(s) for items 1a-1c, as applicable. First Interim data that exist (Form 01CSI, Item S7A) will be extracted; otherwise, enter First Interim and Second Interim data in items 2-4.

1 a. Does your district provide postemployment benefits other than pensions (OPEB)? (If No, skip items 1b-4)

Yes
-----

b. If Yes to Item 1a, have there been changes since first interim in OPEB liabilities?

No
----

c. If Yes to Item 1a, have there been changes since first interim in OPEB contributions?

No
----

	First Interim (Form 01CSI, Item S7A)	Second Interim
2 OPEB Liabilities		
a. Total OPEB liability	92,975,075.00	92,972,075.00
b. OPEB plan(s) fiduciary net position (if applicable)	34,446,567.00	34,446,567.00
c. Total/Net OPEB liability (Line 2a minus Line 2b)	58,528,508.00	58,525,508.00

d. Is total OPEB liability based on the district's estimate or an actuarial valuation?

Actuarial	Actuarial
Jun 30, 2022	Jun 30, 2022

e. If based on an actuarial valuation, indicate the measurement date of the OPEB valuation.

	First Interim (Form 01CSI, Item S7A)	Second Interim
3 OPEB Contributions		
a. OPEB actuarially determined contribution (ADC) if available, per actuarial valuation or Alternative Measurement Method		
Current Year (2022-23)	4,232,513.00	4,232,513.00
1st Subsequent Year (2023-24)	4,232,513.00	4,232,513.00
2nd Subsequent Year (2024-25)	4,232,513.00	4,232,513.00

b. OPEB amount contributed (for this purpose, include premiums paid to a self-insurance fund) (Funds 01-70, objects 3701-3752)

Current Year (2022-23)	3,462,942.00	3,462,942.00
1st Subsequent Year (2023-24)	3,462,942.00	3,462,942.00
2nd Subsequent Year (2024-25)	3,462,942.00	3,462,942.00

c. Cost of OPEB benefits (equivalent of "pay-as-you-go" amount)

Current Year (2022-23)	3,713,932.00	3,713,932.00
1st Subsequent Year (2023-24)	3,867,410.00	3,867,410.00
2nd Subsequent Year (2024-25)	3,867,410.00	3,867,410.00

d. Number of retirees receiving OPEB benefits

Current Year (2022-23)	1,187	1,187
1st Subsequent Year (2023-24)	1,187	1,187
2nd Subsequent Year (2024-25)	1,187	1,187

4. Comments:



**S7B. Identification of the District's Unfunded Liability for Self-Insurance Programs**

DATA ENTRY: Click the appropriate button(s) for items 1a-1c, as applicable. First Interim data that exist (Form 01CSI, Item S7B) will be extracted; otherwise, enter First Interim and Second Interim data in items 2-4.

- 1 a. Does your district operate any self-insurance programs such as workers' compensation, employee health and welfare, or property and liability? (Do not include OPEB; which is covered in Section S7A) (If No, skip items 1b-4)
- b. If Yes to item 1a, have there been changes since first interim in self-insurance liabilities?
- c. If Yes to item 1a, have there been changes since first interim in self-insurance contributions?

2 Self-Insurance Liabilities	First Interim	
	(Form 01CSI, Item S7B)	Second Interim
a. Accrued liability for self-insurance programs	3,880,000.00	3,880,000.00
b. Unfunded liability for self-insurance programs	0.00	0.00

3 Self-Insurance Contributions	First Interim	
	(Form 01CSI, Item S7B)	Second Interim
a. Required contribution (funding) for self-insurance programs		
Current Year (2022-23)	3,880,000.00	3,880,000.00
1st Subsequent Year (2023-24)	3,880,000.00	3,880,000.00
2nd Subsequent Year (2024-25)	3,880,000.00	3,880,000.00

b. Amount contributed (funded) for self-insurance programs		
Current Year (2022-23)	3,880,000.00	3,880,000.00
1st Subsequent Year (2023-24)	3,880,000.00	3,880,000.00
2nd Subsequent Year (2024-25)	3,880,000.00	3,880,000.00

4 Comments:

**S8. Status of Labor Agreements**

Analyze the status of all employee labor agreements. Identify new labor agreements that have been ratified since first interim projections, as well as new commitments provided as part of previously ratified multiyear agreements; and include all contracts, including all administrator contracts (and including all compensation). For new agreements, indicate the date of the required board meeting. Compare the increase in new commitments to the projected increase in ongoing revenues, and explain how these commitments will be funded in future fiscal years.

**If salary and benefit negotiations are not finalized, upon settlement with certificated or classified staff:**

The school district must determine the cost of the settlement, including salaries, benefits, and any other agreements that change costs, and provide the county office of education (COE) with an analysis of the cost of the settlement and its impact on the operating budget.

The county superintendent shall review the analysis relative to the criteria and standards and may provide written comments to the president of the district governing board and superintendent.

**S8A. Cost Analysis of District's Labor Agreements - Certificated (Non-management) Employees**

DATA ENTRY: Click the appropriate Yes or No button for "Status of Certificated Labor Agreements as of the Previous Reporting Period." There are no extractions in this section.

**Status of Certificated Labor Agreements as of the Previous Reporting Period**

Were all certificated labor negotiations settled as of first interim projections?

Yes

If Yes, complete number of FTEs, then skip to section S8B.

If No, continue with section S8A.

**Certificated (Non-management) Salary and Benefit Negotiations**

	Prior Year (2nd Interim) (2021-22)	Current Year (2022-23)	1st Subsequent Year (2023-24)	2nd Subsequent Year (2024-25)
Number of certificated (non-management) full-time-equivalent (FTE) positions	1,670.2	1,658.2	1,633.2	1,617.2

1a. Have any salary and benefit negotiations been settled since first interim projections?

n/a

If Yes, and the corresponding public disclosure documents have been filed with the COE, complete questions 2 and 3.

If Yes, and the corresponding public disclosure documents have not been filed with the COE, complete questions 2-5.

If No, complete questions 6 and 7.

1b. Are any salary and benefit negotiations still unsettled?

No

If Yes, complete questions 6 and 7.

**Negotiations Settled Since First Interim**

2a. Per Government Code Section 3547.5(a), date of public disclosure board meeting:

Oct 18, 2022

2b. Per Government Code Section 3547.5(b), was the collective bargaining agreement certified by the district superintendent and chief business official?

Yes

If Yes, date of Superintendent and CBO certification:

Oct 04, 2022

3. Per Government Code Section 3547.5(c), was a budget revision adopted to meet the costs of the collective bargaining agreement?

n/a

If Yes, date of budget revision board adoption:

Nov 15, 2022

4. Period covered by the agreement:

Begin Date: Jul 01, 2022

End Date: Jun 30, 2023

5. Salary settlement:

	Current Year (2022-23)	1st Subsequent Year (2023-24)	2nd Subsequent Year (2024-25)
--	---------------------------	----------------------------------	----------------------------------

Is the cost of salary settlement included in the interim and multiyear projections (MYPs)?

Yes	Yes	Yes
-----	-----	-----

**One Year Agreement**

Total cost of salary settlement

--	--	--

% change in salary schedule from prior year  
or

**Multiyear Agreement**

Total cost of salary settlement

--	--	--

% change in salary schedule from prior year  
(may enter text, such as "Reopener")

Identify the source of funding that will be used to support multiyear salary commitments:

**Negotiations Not Settled**

6. Cost of a one percent increase in salary and statutory benefits

--

Current Year (2022-23)	1st Subsequent Year (2023-24)	2nd Subsequent Year (2024-25)
---------------------------	----------------------------------	----------------------------------

7. Amount included for any tentative salary schedule increases

--	--	--

**Certificated (Non-management) Health and Welfare (H&W) Benefits**

- Are costs of H&W benefit changes included in the interim and MYPs?
- Total cost of H&W benefits
- Percent of H&W cost paid by employer
- Percent projected change in H&W cost over prior year

Current Year (2022-23)	1st Subsequent Year (2023-24)	2nd Subsequent Year (2024-25)
---------------------------	----------------------------------	----------------------------------


**Certificated (Non-management) Prior Year Settlements Negotiated Since First Interim Projections**

Are any new costs negotiated since first interim projections for prior year settlements included in the interim?


If Yes, amount of new costs included in the interim and MYPs

If Yes, explain the nature of the new costs:

--

**Certificated (Non-management) Step and Column Adjustments**

- Are step & column adjustments included in the interim and MYPs?
- Cost of step & column adjustments
- Percent change in step & column over prior year

Current Year (2022-23)	1st Subsequent Year (2023-24)	2nd Subsequent Year (2024-25)
---------------------------	----------------------------------	----------------------------------


**Certificated (Non-management) Attrition (layoffs and retirements)**

- Are savings from attrition included in the interim and MYPs?
- Are additional H&W benefits for those laid-off or retired employees included in the interim and MYPs?

Current Year (2022-23)	1st Subsequent Year (2023-24)	2nd Subsequent Year (2024-25)
---------------------------	----------------------------------	----------------------------------


**Certificated (Non-management) - Other**

List other significant contract changes that have occurred since first interim projections and the cost impact of each change (i.e., class size, hours of employment, leave of absence, bonuses, etc.):

---



---



---



---



---



---



---

**S8B. Cost Analysis of District's Labor Agreements - Classified (Non-management) Employees**

DATA ENTRY: Click the appropriate Yes or No button for "Status of Classified Labor Agreements as of the Previous Reporting Period." There are no extractions in this section.

**Status of Classified Labor Agreements as of the Previous Reporting Period**

Were all classified labor negotiations settled as of first interim projections?

If Yes, complete number of FTEs, then skip to section S8C.

If No, continue with section S8B.

Yes

**Classified (Non-management) Salary and Benefit Negotiations**

	Prior Year (2nd Interim) (2021-22)	Current Year (2022-23)	1st Subsequent Year (2023-24)	2nd Subsequent Year (2024-25)
Number of classified (non-management) FTE positions	943.3	809.9	813.9	814.9

1a. Have any salary and benefit negotiations been settled since first interim projections?

n/a

If Yes, and the corresponding public disclosure documents have been filed with the COE, complete questions 2 and 3.

If Yes, and the corresponding public disclosure documents have not been filed with the COE, complete questions 2-5.

If No, complete questions 6 and 7.

1b. Are any salary and benefit negotiations still unsettled?

If Yes, complete questions 6 and 7.

No

Negotiations Settled Since First Interim Projections

2a. Per Government Code Section 3547.5(a), date of public disclosure board meeting:

[ ]

2b. Per Government Code Section 3547.5(b), was the collective bargaining agreement certified by the district superintendent and chief business official?

[ ]

If Yes, date of Superintendent and CBO certification:

[ ]

3. Per Government Code Section 3547.5(c), was a budget revision adopted to meet the costs of the collective bargaining agreement?

n/a

If Yes, date of budget revision board adoption:

[ ]

4. Period covered by the agreement:

Begin Date:

[ ]

End Date:

[ ]

5. Salary settlement:

Current Year  
(2022-23)

1st Subsequent Year  
(2023-24)

2nd Subsequent Year  
(2024-25)

Is the cost of salary settlement included in the interim and multiyear projections (MYPs)?

--	--	--

**One Year Agreement**

Total cost of salary settlement

--	--	--

% change in salary schedule from prior year

--	--	--

or

**Multiyear Agreement**

Total cost of salary settlement

--	--	--

% change in salary schedule from prior year  
(may enter text, such as "Reopener")

--	--	--

Identify the source of funding that will be used to support multiyear salary commitments:

[ ]

Negotiations Not Settled

6. Cost of a one percent increase in salary and statutory benefits

[ ]

Current Year  
(2022-23)

1st Subsequent Year  
(2023-24)

2nd Subsequent Year  
(2024-25)

7. Amount included for any tentative salary schedule increases

--	--	--

**Classified (Non-management) Health and Welfare (H&W) Benefits**

Current Year (2022-23)	1st Subsequent Year (2023-24)	2nd Subsequent Year (2024-25)
---------------------------	----------------------------------	----------------------------------

1. Are costs of H&W benefit changes included in the interim and MYPs?
2. Total cost of H&W benefits
3. Percent of H&W cost paid by employer
4. Percent projected change in H&W cost over prior year


**Classified (Non-management) Prior Year Settlements Negotiated Since First Interim**

Are any new costs negotiated since first interim projections for prior year settlements included in the interim?

If Yes, amount of new costs included in the interim and MYPs

If Yes, explain the nature of the new costs:


**Classified (Non-management) Step and Column Adjustments**

Current Year (2022-23)	1st Subsequent Year (2023-24)	2nd Subsequent Year (2024-25)
---------------------------	----------------------------------	----------------------------------

1. Are step & column adjustments included in the interim and MYPs?
2. Cost of step & column adjustments
3. Percent change in step & column over prior year


**Classified (Non-management) Attrition (layoffs and retirements)**

Current Year (2022-23)	1st Subsequent Year (2023-24)	2nd Subsequent Year (2024-25)
---------------------------	----------------------------------	----------------------------------

1. Are savings from attrition included in the interim and MYPs?
2. Are additional H&W benefits for those laid-off or retired employees included in the interim and MYPs?


**Classified (Non-management) - Other**

List other significant contract changes that have occurred since first interim and the cost impact of each (i.e., hours of employment, leave of absence, bonuses, etc.):

---

---

---

---

---

---

---

---

**S8C. Cost Analysis of District's Labor Agreements - Management/Supervisor/Confidential Employees**

DATA ENTRY: Click the appropriate Yes or No button for "Status of Management/Supervisor/Confidential Labor Agreements as of the Previous Reporting Period." There are no extractions in this section.

**Status of Management/Supervisor/Confidential Labor Agreements as of the Previous Reporting Period**

Were all managerial/confidential labor negotiations settled as of first interim projections?

N/A
-----

If Yes or n/a, complete number of FTEs, then skip to S9.  
If No, continue with section S8C.

**Management/Supervisor/Confidential Salary and Benefit Negotiations**

	Prior Year (2nd Interim) (2021-22)	Current Year (2022-23)	1st Subsequent Year (2023-24)	2nd Subsequent Year (2024-25)
Number of management, supervisor, and confidential FTE positions	109.3	119.3	121.3	121.3

1a. Have any salary and benefit negotiations been settled since first interim projections?

n/a
-----

If Yes, complete question 2.  
If No, complete questions 3 and 4.

1b. Are any salary and benefit negotiations still unsettled?

n/a
-----

If Yes, complete questions 3 and 4.

Negotiations Settled Since First Interim Projections

2. Salary settlement:

	Current Year (2022-23)	1st Subsequent Year (2023-24)	2nd Subsequent Year (2024-25)
--	---------------------------	----------------------------------	----------------------------------

Is the cost of salary settlement included in the interim and multiyear projections (MYPs)?

Total cost of salary settlement			
Change in salary schedule from prior year (may enter text, such as "Reopener")			

Negotiations Not Settled

3. Cost of a one percent increase in salary and statutory benefits

--

	Current Year (2022-23)	1st Subsequent Year (2023-24)	2nd Subsequent Year (2024-25)
--	---------------------------	----------------------------------	----------------------------------

4. Amount included for any tentative salary schedule increases

--	--	--	--

**Management/Supervisor/Confidential Health and Welfare (H&W) Benefits**

	Current Year (2022-23)	1st Subsequent Year (2023-24)	2nd Subsequent Year (2024-25)
--	---------------------------	----------------------------------	----------------------------------

- Are costs of H&W benefit changes included in the interim and MYPs?
- Total cost of H&W benefits
- Percent of H&W cost paid by employer
- Percent projected change in H&W cost over prior year


**Management/Supervisor/Confidential Step and Column Adjustments**

	Current Year (2022-23)	1st Subsequent Year (2023-24)	2nd Subsequent Year (2024-25)
--	---------------------------	----------------------------------	----------------------------------

- Are step & column adjustments included in the interim and MYPs?
- Cost of step & column adjustments
- Percent change in step and column over prior year


**Management/Supervisor/Confidential Other Benefits (mileage, bonuses, etc.)**

	Current Year (2022-23)	1st Subsequent Year (2023-24)	2nd Subsequent Year (2024-25)
--	---------------------------	----------------------------------	----------------------------------

- Are costs of other benefits included in the interim and MYPs?
- Total cost of other benefits
- Percent change in cost of other benefits over prior year




**S9. Status of Other Funds**

Analyze the status of other funds that may have negative fund balances at the end of the current fiscal year. If any other fund has a projected negative fund balance, prepare an interim report and multiyear projection for that fund. Explain plans for how and when the negative fund balance will be addressed.

---

---

**S9A. Identification of Other Funds with Negative Ending Fund Balances**

---

---

DATA ENTRY: Click the appropriate button in Item 1. If Yes, enter data in Item 2 and provide the reports referenced in Item 1.

1. Are any funds other than the general fund projected to have a negative fund balance at the end of the current fiscal year?

If Yes, prepare and submit to the reviewing agency a report of revenues, expenditures, and changes in fund balance (e.g., an interim fund report) and a multiyear projection report for each fund.

2. If Yes, identify each fund, by name and number, that is projected to have a negative ending fund balance for the current fiscal year. Provide reasons for the negative balance(s) and explain the plan for how and when the problem(s) will be corrected.

---

---

---

---

---

---

---

**ADDITIONAL FISCAL INDICATORS**

The following fiscal indicators are designed to provide additional data for reviewing agencies. A "Yes" answer to any single indicator does not necessarily suggest a cause for concern, but may alert the reviewing agency to the need for additional review. DATA ENTRY: Click the appropriate Yes or No button for items A2 through A9; Item A1 is automatically completed based on data from Criterion 9.

- A1. Do cash flow projections show that the district will end the current fiscal year with a negative cash balance in the general fund? (Data from Criterion 9B-1, Cash Balance, are used to determine Yes or No)
  
- A2. Is the system of personnel position control independent from the payroll system?
  
- A3. Is enrollment decreasing in both the prior and current fiscal years?
  
- A4. Are new charter schools operating in district boundaries that impact the district's enrollment, either in the prior or current fiscal year?
  
- A5. Has the district entered into a bargaining agreement where any of the current or subsequent fiscal years of the agreement would result in salary increases that are expected to exceed the projected state funded cost-of-living adjustment?
  
- A6. Does the district provide uncapped (100% employer paid) health benefits for current or retired employees?
  
- A7. Is the district's financial system independent of the county office system?
  
- A8. Does the district have any reports that indicate fiscal distress pursuant to Education Code Section 42127.6(a)? (If Yes, provide copies to the county office of education.)
  
- A9. Have there been personnel changes in the superintendent or chief business official positions within the last 12 months?

When providing comments for additional fiscal indicators, please include the item number applicable to each comment.

**Comments:**  
(optional)

2022-23 Second Interim  
General Fund  
Unrestricted (Resources 0000-1999)  
Revenues, Expenditures, and Changes in Fund Balance

Description	Resource Codes	Object Codes	Original Budget (A)	Board Approved Operating Budget (B)	Actuals To Date (C)	Projected Year Totals (D)	Difference (Col B & D) (E)	% Diff Column B & D (F)
<b>A. REVENUES</b>								
1) LCFF Sources		8010-8099	299,983,160.00	321,822,738.00	184,100,733.49	321,739,511.00	(83,227.00)	0.0%
2) Federal Revenue		8100-8299	0.00	0.00	0.00	0.00	0.00	0.0%
3) Other State Revenue		8300-8599	6,330,600.00	10,199,554.00	4,043,352.22	10,104,384.00	(95,170.00)	-0.9%
4) Other Local Revenue		8600-8799	10,279,207.00	10,303,373.00	5,112,803.41	10,316,749.00	13,376.00	0.1%
5) TOTAL, REVENUES			316,592,967.00	342,325,665.00	193,256,889.12	342,160,644.00		
<b>B. EXPENDITURES</b>								
1) Certificated Salaries		1000-1999	133,352,840.00	145,406,050.00	79,191,758.40	145,580,390.00	(174,340.00)	-0.1%
2) Classified Salaries		2000-2999	35,076,866.00	38,252,589.00	20,914,048.99	37,284,516.00	968,073.00	2.5%
3) Employee Benefits		3000-3999	78,040,616.00	81,877,262.00	42,785,500.18	82,982,491.00	(1,105,229.00)	-1.3%
4) Books and Supplies		4000-4999	5,254,126.00	8,200,812.00	3,200,842.34	8,159,139.00	41,673.00	0.5%
5) Services and Other Operating Expenditures		5000-5999	20,063,229.00	19,228,813.00	10,601,676.76	19,696,595.00	(467,782.00)	-2.4%
6) Capital Outlay		6000-6999	25,000.00	594,760.00	50,758.13	594,760.00	0.00	0.0%
7) Other Outgo (excluding Transfers of Indirect Costs)		7100-7299 7400-7499	0.00	0.00	0.00	0.00	0.00	0.0%
8) Other Outgo - Transfers of Indirect Costs		7300-7399	(583,599.00)	(765,727.00)	(39,272.02)	(765,727.00)	0.00	0.0%
9) TOTAL, EXPENDITURES			271,229,078.00	292,794,559.00	156,705,312.78	293,532,164.00		
<b>C. EXCESS (DEFICIENCY) OF REVENUES OVER EXPENDITURES BEFORE OTHER FINANCING SOURCES AND USES (A5 - B9)</b>								
			45,363,889.00	49,531,106.00	36,551,576.34	48,628,480.00		
<b>D. OTHER FINANCING SOURCES/USES</b>								
1) Interfund Transfers								
a) Transfers In		8900-8929	0.00	0.00	0.00	49,000.00	49,000.00	New
b) Transfers Out		7600-7629	2,854,361.00	2,854,361.00	0.00	2,854,361.00	0.00	0.0%
2) Other Sources/Uses								
a) Sources		8930-8979	0.00	0.00	0.00	0.00	0.00	0.0%
b) Uses		7630-7699	0.00	0.00	0.00	0.00	0.00	0.0%
3) Contributions		8980-8999	(48,571,734.00)	(52,349,960.00)	(15,849.12)	(53,713,141.00)	(1,363,181.00)	2.6%
4) TOTAL, OTHER FINANCING SOURCES/USES			(51,426,095.00)	(55,204,321.00)	(15,849.12)	(56,518,502.00)		
<b>E. NET INCREASE (DECREASE) IN FUND BALANCE (C + D4)</b>								
			(6,062,206.00)	(5,673,215.00)	36,535,727.22	(7,890,022.00)		
<b>F. FUND BALANCE, RESERVES</b>								
1) Beginning Fund Balance								
a) As of July 1 - Unaudited		9791	20,684,554.15	20,684,554.15		20,684,554.15	0.00	0.0%
b) Audit Adjustments		9793	0.00	0.00		0.00	0.00	0.0%
c) As of July 1 - Audited (F1a + F1b)			20,684,554.15	20,684,554.15		20,684,554.15		
d) Other Restatements		9795	0.00	0.00		0.00	0.00	0.0%
e) Adjusted Beginning Balance (F1c + F1d)			20,684,554.15	20,684,554.15		20,684,554.15		
2) Ending Balance, June 30 (E + F1e)			14,622,348.15	15,011,339.15		12,794,532.15		
<b>Components of Ending Fund Balance</b>								
a) Nonspendable								
Revolving Cash		9711	153,700.00	153,700.00		153,700.00		
Stores		9712	68,207.00	46,286.00		46,286.00		
Prepaid Items		9713	329,446.00	467,405.00		467,405.00		
All Others		9719	0.00	0.00		0.00		

Description	Resource Codes	Object Codes	Original Budget (A)	Board Approved Operating Budget (B)	Actuals To Date (C)	Projected Year Totals (D)	Difference (Col B & D) (E)	% Diff Column B & D (F)
b) Restricted		9740	0.00	0.00		0.00		
c) Committed								
Stabilization Arrangements		9750	0.00	0.00		0.00		
Other Commitments		9760	0.00	0.00		0.00		
d) Assigned								
Other Assignments		9780	14,070,994.15	14,343,948.15		12,127,141.15		
Deficit Spending	0000	9780	11,304,209.88					
Supplemental Services	0000	9780	1,338,126.00					
Instructional Materials	0000	9780	330,987.00					
Site / Department Designations	0000	9780	641,241.00					
Lottery carry over	1100	9780	456,430.27					
Deficit Spending	0000	9780		11,874,195.88				
Supplemental Services	0000	9780		1,506,760.00				
Instructional Materials	0000	9780		330,987.00				
Lottery carry over	1100	9780		632,005.27				
Deficit Spending	0000	9780				9,643,636.88		
Supplemental Services	0000	9780				1,634,682.00		
Instructional Materials	0000	9780				330,987.00		
Lottery carry over	1100	9780				517,835.27		
e) Unassigned/Unappropriated								
Reserve for Economic Uncertainties		9789	0.00	0.00		0.00		
Unassigned/Unappropriated Amount		9790	1.00	0.00		0.00		
<b>LCFF SOURCES</b>								
Principal Apportionment								
State Aid - Current Year		8011	91,233,688.00	93,975,550.00	64,426,008.90	93,895,499.00	(80,051.00)	-0.1%
Education Protection Account State Aid - Current Year		8012	6,047,141.00	6,074,362.00	3,097,109.00	6,071,186.00	(3,176.00)	-0.1%
State Aid - Prior Years		8019	0.00	0.00	0.00	0.00	0.00	0.0%
Tax Relief Subventions								
Homeowners' Exemptions		8021	978,093.00	954,181.00	0.00	954,181.00	0.00	0.0%
Timber Yield Tax		8022	0.00	0.00	0.00	0.00	0.00	0.0%
Other Subventions/In-Lieu Taxes		8029	6,589.00	5,977.00	6,522.99	5,977.00	0.00	0.0%
County & District Taxes								
Secured Roll Taxes		8041	176,213,957.00	190,597,407.00	100,967,961.75	190,597,407.00	0.00	0.0%
Unsecured Roll Taxes		8042	5,025,708.00	5,340,079.00	4,817,559.00	5,340,079.00	0.00	0.0%
Prior Years' Taxes		8043	0.00	0.00	0.00	0.00	0.00	0.0%
Supplemental Taxes		8044	3,295,507.00	5,299,386.00	(285,062.20)	5,299,386.00	0.00	0.0%
Education Revenue Augmentation Fund (ERAF)		8045	15,554,337.00	17,430,343.00	8,715,171.41	17,430,343.00	0.00	0.0%
Community Redevelopment Funds (SB 617/699/1992)		8047	1,628,140.00	2,145,453.00	2,355,462.64	2,145,453.00	0.00	0.0%
Penalties and Interest from Delinquent Taxes		8048	0.00	0.00	0.00	0.00	0.00	0.0%
Miscellaneous Funds (EC 41604)								
Royalties and Bonuses		8081	0.00	0.00	0.00	0.00	0.00	0.0%
Other In-Lieu Taxes		8082	0.00	0.00	0.00	0.00	0.00	0.0%
Less: Non-LCFF (50%) Adjustment		8089	0.00	0.00	0.00	0.00	0.00	0.0%
Subtotal, LCFF Sources			299,983,160.00	321,822,738.00	184,100,733.49	321,739,511.00	(83,227.00)	0.0%

Description	Resource Codes	Object Codes	Original Budget (A)	Board Approved Operating Budget (B)	Actuals To Date (C)	Projected Year Totals (D)	Difference (Col B & D) (E)	% Diff Column B & D (F)
<b>LCFF Transfers</b>								
Unrestricted LCFF								
Transfers - Current Year	0000	8091	0.00	0.00	0.00	0.00	0.00	0.0%
All Other LCFF Transfers - Current Year	All Other	8091	0.00	0.00	0.00	0.00	0.00	0.0%
Transfers to Charter Schools in Lieu of Property Taxes		8096	0.00	0.00	0.00	0.00	0.00	0.0%
Property Taxes Transfers		8097	0.00	0.00	0.00	0.00	0.00	0.0%
LCFF/Revenue Limit Transfers - Prior Years		8099	0.00	0.00	0.00	0.00	0.00	0.0%
<b>TOTAL, LCFF SOURCES</b>			<b>299,983,160.00</b>	<b>321,822,738.00</b>	<b>184,100,733.49</b>	<b>321,739,511.00</b>	<b>(83,227.00)</b>	<b>0.0%</b>
<b>FEDERAL REVENUE</b>								
Maintenance and Operations		8110	0.00	0.00	0.00	0.00	0.00	0.0%
Special Education Entitlement		8181	0.00	0.00	0.00	0.00		
Special Education Discretionary Grants		8182	0.00	0.00	0.00	0.00		
Child Nutrition Programs		8220	0.00	0.00	0.00	0.00		
Donated Food Commodities		8221	0.00	0.00	0.00	0.00		
Forest Reserve Funds		8260	0.00	0.00	0.00	0.00	0.00	0.0%
Flood Control Funds		8270	0.00	0.00	0.00	0.00	0.00	0.0%
Wildlife Reserve Funds		8280	0.00	0.00	0.00	0.00	0.00	0.0%
FEMA		8281	0.00	0.00	0.00	0.00	0.00	0.0%
Interagency Contracts Between LEAs		8285	0.00	0.00	0.00	0.00	0.00	0.0%
Pass-Through Revenues from Federal Sources		8287	0.00	0.00	0.00	0.00		
Title I, Part A, Basic	3010	8290						
Title I, Part D, Local Delinquent Programs	3025	8290						
Title II, Part A, Supporting Effective Instruction	4035	8290						
Title III, Part A, Immigrant Student Program	4201	8290						
Title III, Part A, English Learner Program	4203	8290						
Public Charter Schools Grant Program (PCSGP)	4610	8290						
Other NCLB / Every Student Succeeds Act	3040, 3060, 3061, 3110, 3150, 3155, 3180, 3182, 4037, 4123, 4124, 4126, 4127, 4128, 5630	8290						
Career and Technical Education	3500-3599	8290						
All Other Federal Revenue	All Other	8290	0.00	0.00	0.00	0.00	0.00	0.0%
<b>TOTAL, FEDERAL REVENUE</b>			<b>0.00</b>	<b>0.00</b>	<b>0.00</b>	<b>0.00</b>	<b>0.00</b>	<b>0.0%</b>
<b>OTHER STATE REVENUE</b>								
Other State Apportionments								
ROC/P Entitlement								
Prior Years	6360	8319						
Special Education Master Plan								
Current Year	6500	8311						
Prior Years	6500	8319						
All Other State Apportionments - Current Year	All Other	8311	0.00	0.00	0.00	0.00	0.00	0.0%

Description	Resource Codes	Object Codes	Original Budget (A)	Board Approved Operating Budget (B)	Actuals To Date (C)	Projected Year Totals (D)	Difference (Col B & D) (E)	% Diff Column B & D (F)
All Other State Apportionments - Prior Years	All Other	8319	0.00	0.00	0.00	0.00	0.00	0.0%
Child Nutrition Programs		8520	0.00	0.00	0.00	0.00		
Mandated Costs Reimbursements		8550	1,407,993.00	1,407,993.00	1,335,370.00	1,407,993.00	0.00	0.0%
Lottery - Unrestricted and Instructional Materials		8560	4,827,607.00	5,094,582.00	2,679,827.22	4,999,412.00	(95,170.00)	-1.9%
Tax Relief Subventions								
Restricted Levies - Other								
Homeowners' Exemptions		8575	0.00	0.00	0.00	0.00		
Other Subventions/In-Lieu Taxes		8576	0.00	0.00	0.00	0.00		
Pass-Through Revenues from State Sources		8587	0.00	0.00	0.00	0.00	0.00	0.0%
After School Education and Safety (ASES)	6010	8590						
Charter School Facility Grant	6030	8590						
Career Technical Education Incentive Grant Program	6387	8590						
Drug/Alcohol/Tobacco Funds	6650, 6690, 6695	8590						
California Clean Energy Jobs Act	6230	8590						
Specialized Secondary	7370	8590						
American Indian Early Childhood Education	7210	8590						
All Other State Revenue	All Other	8590	95,000.00	3,696,979.00	28,155.00	3,696,979.00	0.00	0.0%
<b>TOTAL, OTHER STATE REVENUE</b>			<b>6,330,600.00</b>	<b>10,199,554.00</b>	<b>4,043,352.22</b>	<b>10,104,384.00</b>	<b>(95,170.00)</b>	<b>-0.9%</b>
<b>OTHER LOCAL REVENUE</b>								
Other Local Revenue								
County and District Taxes								
Other Restricted Levies								
Secured Roll		8615	0.00	0.00	0.00	0.00		
Unsecured Roll		8616	0.00	0.00	0.00	0.00		
Prior Years' Taxes		8617	0.00	0.00	0.00	0.00		
Supplemental Taxes		8618	0.00	0.00	0.00	0.00		
Non-Ad Valorem Taxes								
Parcel Taxes		8621	6,845,000.00	6,845,000.00	3,728,828.96	6,845,000.00	0.00	0.0%
Other		8622	0.00	0.00	0.00	0.00	0.00	0.0%
Community Redevelopment Funds Not Subject to LCFF Deduction		8625	0.00	0.00	0.00	0.00		
Penalties and Interest from Delinquent Non-LCFF Taxes		8629	0.00	0.00	0.00	0.00		
Sales								
Sale of Equipment/Supplies		8631	0.00	0.00	31,651.25	0.00	0.00	0.0%
Sale of Publications		8632	0.00	0.00	0.00	0.00	0.00	0.0%
Food Service Sales		8634	0.00	0.00	0.00	0.00	0.00	0.0%
All Other Sales		8639	0.00	0.00	0.00	0.00	0.00	0.0%
Leases and Rentals		8650	1,622,300.00	1,622,300.00	692,981.47	1,622,300.00	0.00	0.0%
Interest		8660	100,000.00	100,000.00	(708,334.77)	100,000.00	0.00	0.0%
Net Increase (Decrease) in the Fair Value of Investments		8662	0.00	0.00	0.00	0.00	0.00	0.0%
Fees and Contracts								
Adult Education Fees		8671	0.00	0.00	0.00	0.00	0.00	0.0%
Non-Resident Students		8672	0.00	0.00	0.00	0.00	0.00	0.0%

Description	Resource Codes	Object Codes	Original Budget (A)	Board Approved Operating Budget (B)	Actuals To Date (C)	Projected Year Totals (D)	Difference (Col B & D) (E)	% Diff Column B & D (F)
Transportation Fees From Individuals		8675	0.00	0.00	0.00	0.00	0.00	0.0%
Interagency Services		8677	128,000.00	128,000.00	67,929.10	128,000.00	0.00	0.0%
Mitigation/Developer Fees		8681	0.00	0.00	0.00	0.00	0.00	0.0%
All Other Fees and Contracts		8689	640,306.00	661,094.00	159,333.78	661,094.00	0.00	0.0%
Other Local Revenue								
Plus: Misc Funds Non-LCFF (50%) Adjustment		8691	0.00	0.00	0.00	0.00	0.00	0.0%
Pass-Through Revenues From Local Sources		8697	0.00	0.00	0.00	0.00		
All Other Local Revenue		8699	943,601.00	946,979.00	1,140,413.62	960,355.00	13,376.00	1.4%
Tuition		8710	0.00	0.00	0.00	0.00	0.00	0.0%
All Other Transfers In		8781-8783	0.00	0.00	0.00	0.00	0.00	0.0%
Transfers Of Apportionments								
Special Education SELPA Transfers								
From Districts or Charter Schools	6500	8791						
From County Offices	6500	8792						
From JPAs	6500	8793						
ROC/P Transfers								
From Districts or Charter Schools	6360	8791						
From County Offices	6360	8792						
From JPAs	6360	8793						
Other Transfers of Apportionments								
From Districts or Charter Schools	All Other	8791	0.00	0.00	0.00	0.00	0.00	0.0%
From County Offices	All Other	8792	0.00	0.00	0.00	0.00	0.00	0.0%
From JPAs	All Other	8793	0.00	0.00	0.00	0.00	0.00	0.0%
All Other Transfers In from All Others		8799	0.00	0.00	0.00	0.00	0.00	0.0%
TOTAL, OTHER LOCAL REVENUE			10,279,207.00	10,303,373.00	5,112,803.41	10,316,749.00	13,376.00	0.1%
TOTAL, REVENUES			316,592,967.00	342,325,665.00	193,256,889.12	342,160,644.00	(165,021.00)	0.0%
<b>CERTIFICATED SALARIES</b>								
Certificated Teachers' Salaries		1100	110,092,310.00	121,231,680.00	64,920,432.78	120,264,581.00	967,099.00	0.8%
Certificated Pupil Support Salaries		1200	9,922,943.00	10,024,986.00	5,836,823.34	10,024,986.00	0.00	0.0%
Certificated Supervisors' and Administrators' Salaries		1300	12,446,216.00	12,359,193.00	7,220,566.08	13,500,632.00	(1,141,439.00)	-9.2%
Other Certificated Salaries		1900	891,371.00	1,790,191.00	1,213,936.20	1,790,191.00	0.00	0.0%
TOTAL, CERTIFICATED SALARIES			133,352,840.00	145,406,050.00	79,191,758.40	145,580,390.00	(174,340.00)	-0.1%
<b>CLASSIFIED SALARIES</b>								
Classified Instructional Salaries		2100	1,051,209.00	2,298,832.00	921,158.29	1,286,840.00	1,011,992.00	44.0%
Classified Support Salaries		2200	15,643,471.00	16,452,198.00	8,873,233.22	16,463,632.00	(11,434.00)	-0.1%
Classified Supervisors' and Administrators' Salaries		2300	2,809,224.00	2,809,224.00	1,723,177.25	3,197,133.00	(387,909.00)	-13.8%
Clerical, Technical and Office Salaries		2400	14,193,589.00	15,325,027.00	8,857,204.56	14,979,803.00	345,224.00	2.3%
Other Classified Salaries		2900	1,379,373.00	1,367,308.00	539,275.67	1,357,108.00	10,200.00	0.7%
TOTAL, CLASSIFIED SALARIES			35,076,866.00	38,252,589.00	20,914,048.99	37,284,516.00	968,073.00	2.5%
<b>EMPLOYEE BENEFITS</b>								
STRS		3101-3102	25,507,079.00	27,665,629.00	14,589,953.96	27,884,671.00	(219,042.00)	-0.8%
PERS		3201-3202	7,958,095.00	8,740,062.00	4,612,467.56	8,836,173.00	(96,111.00)	-1.1%
OASDI/Medicare/Alternative		3301-3302	4,627,413.00	5,031,312.00	2,787,368.22	5,079,395.00	(48,083.00)	-1.0%
Health and Welfare Benefits		3401-3402	29,758,393.00	29,878,321.00	16,767,147.83	30,576,682.00	(698,361.00)	-2.3%
Unemployment Insurance		3501-3502	861,469.00	929,155.00	509,908.28	937,045.00	(7,890.00)	-0.8%

Description	Resource Codes	Object Codes	Original Budget (A)	Board Approved Operating Budget (B)	Actuals To Date (C)	Projected Year Totals (D)	Difference (Col B & D) (E)	% Diff Column B & D (F)
Workers' Compensation		3601-3602	3,607,265.00	3,901,236.00	2,098,140.20	3,933,475.00	(32,239.00)	-0.8%
OPEB, Allocated		3701-3702	1,936,472.00	1,936,472.00	0.00	1,936,472.00	0.00	0.0%
OPEB, Active Employees		3751-3752	1,297,832.00	1,297,832.00	0.00	1,297,832.00	0.00	0.0%
Other Employee Benefits		3901-3902	2,486,598.00	2,497,243.00	1,420,514.13	2,500,746.00	(3,503.00)	-0.1%
<b>TOTAL, EMPLOYEE BENEFITS</b>			<b>78,040,616.00</b>	<b>81,877,262.00</b>	<b>42,785,500.18</b>	<b>82,982,491.00</b>	<b>(1,105,229.00)</b>	<b>-1.3%</b>
<b>BOOKS AND SUPPLIES</b>								
Approved Textbooks and Core Curricula Materials		4100	1,027,058.00	2,323,058.00	1,274,901.79	2,316,058.00	7,000.00	0.3%
Books and Other Reference Materials		4200	145,596.00	169,001.00	38,140.93	174,952.00	(5,951.00)	-3.5%
Materials and Supplies		4300	3,026,377.00	3,847,192.00	1,460,167.30	3,798,759.00	48,433.00	1.3%
Noncapitalized Equipment		4400	1,055,095.00	1,861,561.00	427,632.32	1,869,370.00	(7,809.00)	-0.4%
Food		4700	0.00	0.00	0.00	0.00	0.00	0.0%
<b>TOTAL, BOOKS AND SUPPLIES</b>			<b>5,254,126.00</b>	<b>8,200,812.00</b>	<b>3,200,842.34</b>	<b>8,159,139.00</b>	<b>41,673.00</b>	<b>0.5%</b>
<b>SERVICES AND OTHER OPERATING EXPENDITURES</b>								
Subagreements for Services		5100	0.00	0.00	0.00	0.00	0.00	0.0%
Travel and Conferences		5200	347,156.00	388,472.00	174,181.19	400,491.00	(12,019.00)	-3.1%
Dues and Memberships		5300	73,039.00	73,069.00	62,072.57	79,069.00	(6,000.00)	-8.2%
Insurance		5400-5450	2,858,514.00	3,011,052.00	2,717,182.00	3,011,052.00	0.00	0.0%
Operations and Housekeeping Services		5500	5,933,000.00	5,905,478.00	2,663,806.22	5,905,478.00	0.00	0.0%
Rentals, Leases, Repairs, and Noncapitalized Improvements		5600	1,451,049.00	1,359,858.00	448,259.75	1,368,330.00	(8,472.00)	-0.6%
Transfers of Direct Costs		5710	(473,674.00)	(482,694.00)	(94,467.34)	(478,504.00)	(4,190.00)	0.9%
Transfers of Direct Costs - Interfund		5750	(136,450.00)	(136,450.00)	(659.26)	(136,450.00)	0.00	0.0%
Professional/Consulting Services and Operating Expenditures		5800	8,956,730.00	8,160,723.00	4,302,810.26	8,597,024.00	(436,301.00)	-5.3%
Communications		5900	1,053,865.00	949,305.00	328,491.37	950,105.00	(800.00)	-0.1%
<b>TOTAL, SERVICES AND OTHER OPERATING EXPENDITURES</b>			<b>20,063,229.00</b>	<b>19,228,813.00</b>	<b>10,601,676.76</b>	<b>19,696,595.00</b>	<b>(467,782.00)</b>	<b>-2.4%</b>
<b>CAPITAL OUTLAY</b>								
Land		6100	0.00	0.00	0.00	0.00	0.00	0.0%
Land Improvements		6170	0.00	0.00	0.00	0.00	0.00	0.0%
Buildings and Improvements of Buildings		6200	0.00	0.00	0.00	0.00	0.00	0.0%
Books and Media for New School Libraries or Major Expansion of School Libraries		6300	0.00	0.00	0.00	0.00	0.00	0.0%
Equipment		6400	25,000.00	594,760.00	50,758.13	594,760.00	0.00	0.0%
Equipment Replacement		6500	0.00	0.00	0.00	0.00	0.00	0.0%
Lease Assets		6600	0.00	0.00	0.00	0.00	0.00	0.0%
<b>TOTAL, CAPITAL OUTLAY</b>			<b>25,000.00</b>	<b>594,760.00</b>	<b>50,758.13</b>	<b>594,760.00</b>	<b>0.00</b>	<b>0.0%</b>
<b>OTHER OUTGO (excluding Transfers of Indirect Costs)</b>								
Tuition								
Tuition for Instruction Under Interdistrict Attendance Agreements								
		7110	0.00	0.00	0.00	0.00	0.00	0.0%
		7130	0.00	0.00	0.00	0.00	0.00	0.0%
Tuition, Excess Costs, and/or Deficit Payments								
		7141	0.00	0.00	0.00	0.00	0.00	0.0%
		7142	0.00	0.00	0.00	0.00	0.00	0.0%
		7143	0.00	0.00	0.00	0.00	0.00	0.0%



Description	Resource Codes	Object Codes	Original Budget (A)	Board Approved Operating Budget (B)	Actuals To Date (C)	Projected Year Totals (D)	Difference (Col B & D) (E)	% Diff Column B & D (F)
<b>Transfers of Pass-Through Revenues</b>								
To Districts or Charter Schools		7211	0.00	0.00	0.00	0.00	0.00	0.0%
To County Offices		7212	0.00	0.00	0.00	0.00	0.00	0.0%
To JPAs		7213	0.00	0.00	0.00	0.00	0.00	0.0%
<b>Special Education SELPA Transfers of Apportionments</b>								
To Districts or Charter Schools	6500	7221						
To County Offices	6500	7222						
To JPAs	6500	7223						
<b>ROC/P Transfers of Apportionments</b>								
To Districts or Charter Schools	6360	7221						
To County Offices	6360	7222						
To JPAs	6360	7223						
Other Transfers of Apportionments	All Other	7221-7223	0.00	0.00	0.00	0.00	0.00	0.0%
All Other Transfers		7281-7283	0.00	0.00	0.00	0.00	0.00	0.0%
All Other Transfers Out to All Others		7299	0.00	0.00	0.00	0.00	0.00	0.0%
<b>Debt Service</b>								
Debt Service - Interest		7438	0.00	0.00	0.00	0.00	0.00	0.0%
Other Debt Service - Principal		7439	0.00	0.00	0.00	0.00	0.00	0.0%
TOTAL, OTHER OUTGO (excluding Transfers of Indirect Costs)			0.00	0.00	0.00	0.00	0.00	0.0%
<b>OTHER OUTGO - TRANSFERS OF INDIRECT COSTS</b>								
Transfers of Indirect Costs		7310	(583,599.00)	(765,727.00)	(39,272.02)	(765,727.00)	0.00	0.0%
Transfers of Indirect Costs - Interfund		7350	0.00	0.00	0.00	0.00	0.00	0.0%
TOTAL, OTHER OUTGO - TRANSFERS OF INDIRECT COSTS			(583,599.00)	(765,727.00)	(39,272.02)	(765,727.00)	0.00	0.0%
TOTAL, EXPENDITURES			271,229,078.00	292,794,559.00	156,705,312.78	293,532,164.00	(737,605.00)	-0.3%
<b>INTERFUND TRANSFERS</b>								
<b>INTERFUND TRANSFERS IN</b>								
From: Special Reserve Fund		8912	0.00	0.00	0.00	49,000.00	49,000.00	New
From: Bond Interest and Redemption Fund		8914	0.00	0.00	0.00	0.00	0.00	0.0%
Other Authorized Interfund Transfers In		8919	0.00	0.00	0.00	0.00	0.00	0.0%
(a) TOTAL, INTERFUND TRANSFERS IN			0.00	0.00	0.00	49,000.00	49,000.00	New
<b>INTERFUND TRANSFERS OUT</b>								
To: Child Development Fund		7611	0.00	0.00	0.00	0.00	0.00	0.0%
To: Special Reserve Fund		7612	2,854,361.00	2,854,361.00	0.00	2,854,361.00	0.00	0.0%
To: State School Building Fund/ County School Facilities Fund		7613	0.00	0.00	0.00	0.00	0.00	0.0%
To: Cafeteria Fund		7616	0.00	0.00	0.00	0.00	0.00	0.0%
Other Authorized Interfund Transfers Out		7619	0.00	0.00	0.00	0.00	0.00	0.0%
(b) TOTAL, INTERFUND TRANSFERS OUT			2,854,361.00	2,854,361.00	0.00	2,854,361.00	0.00	0.0%
<b>OTHER SOURCES/USES</b>								
<b>SOURCES</b>								
<b>State Apportionments</b>								
Emergency Apportionments		8931	0.00	0.00	0.00	0.00	0.00	0.0%
<b>Proceeds</b>								
Proceeds from Disposal of Capital Assets		8953	0.00	0.00	0.00	0.00	0.00	0.0%

Description	Resource Codes	Object Codes	Original Budget (A)	Board Approved Operating Budget (B)	Actuals To Date (C)	Projected Year Totals (D)	Difference (Col B & D) (E)	% Diff Column B & D (F)
Other Sources								
Transfers from Funds of Lapsed/Reorganized LEAs		8965	0.00	0.00	0.00	0.00	0.00	0.0%
Long-Term Debt Proceeds								
Proceeds from Certificates of Participation		8971	0.00	0.00	0.00	0.00	0.00	0.0%
Proceeds from Leases		8972	0.00	0.00	0.00	0.00	0.00	0.0%
Proceeds from Lease Revenue Bonds		8973	0.00	0.00	0.00	0.00	0.00	0.0%
All Other Financing Sources		8979	0.00	0.00	0.00	0.00	0.00	0.0%
(c) TOTAL, SOURCES			0.00	0.00	0.00	0.00	0.00	0.0%
<b>USES</b>								
Transfers of Funds from Lapsed/Reorganized LEAs		7651	0.00	0.00	0.00	0.00	0.00	0.0%
All Other Financing Uses		7699	0.00	0.00	0.00	0.00	0.00	0.0%
(d) TOTAL, USES			0.00	0.00	0.00	0.00	0.00	0.0%
<b>CONTRIBUTIONS</b>								
Contributions from Unrestricted Revenues		8980	(48,571,734.00)	(52,349,960.00)	(15,849.12)	(53,713,141.00)	(1,363,181.00)	2.6%
Contributions from Restricted Revenues		8990	0.00	0.00	0.00	0.00	0.00	0.0%
(e) TOTAL, CONTRIBUTIONS			(48,571,734.00)	(52,349,960.00)	(15,849.12)	(53,713,141.00)	(1,363,181.00)	2.6%
TOTAL, OTHER FINANCING SOURCES/USES (a - b + c - d + e)			(51,426,095.00)	(55,204,321.00)	(15,849.12)	(56,518,502.00)	(1,314,181.00)	2.4%

Description	Resource Codes	Object Codes	Original Budget (A)	Board Approved Operating Budget (B)	Actuals To Date (C)	Projected Year Totals (D)	Difference (Col B & D) (E)	% Diff Column B & D (F)
<b>A. REVENUES</b>								
1) LCFF Sources		8010-8099	0.00	0.00	0.00	0.00	0.00	0.0%
2) Federal Revenue		8100-8299	6,616,181.00	17,028,814.14	3,825,699.77	17,028,814.14	0.00	0.0%
3) Other State Revenue		8300-8599	51,072,527.00	80,792,377.00	40,727,998.82	80,754,870.00	(37,507.00)	0.0%
4) Other Local Revenue		8600-8799	17,000,770.00	19,511,446.78	9,589,064.73	20,025,857.00	514,410.22	2.6%
5) TOTAL, REVENUES			74,689,478.00	117,332,637.92	54,142,763.32	117,809,541.14		
<b>B. EXPENDITURES</b>								
1) Certificated Salaries		1000-1999	30,455,222.00	37,280,171.00	20,840,425.92	37,390,250.00	(110,079.00)	-0.3%
2) Classified Salaries		2000-2999	23,897,087.00	27,068,558.00	14,640,062.86	27,840,382.00	(771,824.00)	-2.9%
3) Employee Benefits		3000-3999	36,811,068.00	39,427,282.00	14,587,083.15	40,071,497.00	(644,215.00)	-1.6%
4) Books and Supplies		4000-4999	7,988,679.00	17,418,589.78	5,705,400.69	17,534,575.00	(115,985.22)	-0.7%
5) Services and Other Operating Expenditures		5000-5999	24,080,753.00	29,949,809.14	12,271,149.27	30,425,573.00	(475,763.86)	-1.6%
6) Capital Outlay		6000-6999	125,000.00	583,700.00	289,180.69	573,700.00	10,000.00	1.7%
7) Other Outgo (excluding Transfers of Indirect Costs)		7100-7299 7400-7499	993,996.00	993,996.00	0.00	993,996.00	0.00	0.0%
8) Other Outgo - Transfers of Indirect Costs		7300-7399	583,599.00	765,727.00	39,272.02	765,727.00	0.00	0.0%
9) TOTAL, EXPENDITURES			124,935,404.00	153,487,832.92	68,372,574.60	155,595,700.00		
<b>C. EXCESS (DEFICIENCY) OF REVENUES OVER EXPENDITURES BEFORE OTHER FINANCING SOURCES AND USES (A5 - B9)</b>			(50,245,926.00)	(36,155,195.00)	(14,229,811.28)	(37,786,158.86)		
<b>D. OTHER FINANCING SOURCES/USES</b>								
1) Interfund Transfers								
a) Transfers In		8900-8929	0.00	0.00	0.00	0.00	0.00	0.0%
b) Transfers Out		7600-7629	0.00	0.00	0.00	0.00	0.00	0.0%
2) Other Sources/Uses								
a) Sources		8930-8979	0.00	0.00	0.00	0.00	0.00	0.0%
b) Uses		7630-7699	0.00	0.00	0.00	0.00	0.00	0.0%
3) Contributions		8980-8999	48,571,734.00	52,349,960.00	15,849.12	53,713,140.86	1,363,180.86	2.6%
4) TOTAL, OTHER FINANCING SOURCES/USES			48,571,734.00	52,349,960.00	15,849.12	53,713,140.86		
<b>E. NET INCREASE (DECREASE) IN FUND BALANCE (C + D4)</b>			(1,674,192.00)	16,194,765.00	(14,213,962.16)	15,926,982.00		
<b>F. FUND BALANCE, RESERVES</b>								
1) Beginning Fund Balance								
a) As of July 1 - Unaudited		9791	27,053,425.76	27,053,425.76		27,053,425.76	0.00	0.0%
b) Audit Adjustments		9793	0.00	0.00		0.00	0.00	0.0%
c) As of July 1 - Audited (F1a + F1b)			27,053,425.76	27,053,425.76		27,053,425.76		
d) Other Restatements		9795	0.00	0.00		0.00	0.00	0.0%
e) Adjusted Beginning Balance (F1c + F1d)			27,053,425.76	27,053,425.76		27,053,425.76		
2) Ending Balance, June 30 (E + F1e)			25,379,233.76	43,248,190.76		42,980,407.76		
Components of Ending Fund Balance								
a) Nonspendable								
Revolving Cash		9711	0.00	0.00		0.00		
Stores		9712	0.00	0.00		0.00		
Prepaid Items		9713	0.00	0.00		0.00		
All Others		9719	0.00	0.00		0.00		

Description	Resource Codes	Object Codes	Original Budget (A)	Board Approved Operating Budget (B)	Actuals To Date (C)	Projected Year Totals (D)	Difference (Col B & D) (E)	% Diff Column B & D (F)
b) Restricted		9740	25,379,233.76	43,248,190.76		42,980,407.76		
c) Committed								
Stabilization Arrangements		9750	0.00	0.00		0.00		
Other Commitments		9760	0.00	0.00		0.00		
d) Assigned								
Other Assignments		9780	0.00	0.00		0.00		
e) Unassigned/Unappropriated								
Reserve for Economic Uncertainties		9789	0.00	0.00		0.00		
Unassigned/Unappropriated Amount		9790	0.00	0.00		0.00		
<b>LCFF SOURCES</b>								
Principal Apportionment								
State Aid - Current Year		8011	0.00	0.00	0.00	0.00		
Education Protection Account State Aid - Current Year		8012	0.00	0.00	0.00	0.00		
State Aid - Prior Years		8019	0.00	0.00	0.00	0.00		
Tax Relief Subventions								
Homeowners' Exemptions		8021	0.00	0.00	0.00	0.00		
Timber Yield Tax		8022	0.00	0.00	0.00	0.00		
Other Subventions/In-Lieu Taxes		8029	0.00	0.00	0.00	0.00		
County & District Taxes								
Secured Roll Taxes		8041	0.00	0.00	0.00	0.00		
Unsecured Roll Taxes		8042	0.00	0.00	0.00	0.00		
Prior Years' Taxes		8043	0.00	0.00	0.00	0.00		
Supplemental Taxes		8044	0.00	0.00	0.00	0.00		
Education Revenue Augmentation Fund (ERAF)		8045	0.00	0.00	0.00	0.00		
Community Redevelopment Funds (SB 617/699/1992)		8047	0.00	0.00	0.00	0.00		
Penalties and Interest from Delinquent Taxes		8048	0.00	0.00	0.00	0.00		
Miscellaneous Funds (EC 41604)								
Royalties and Bonuses		8081	0.00	0.00	0.00	0.00		
Other In-Lieu Taxes		8082	0.00	0.00	0.00	0.00		
Less: Non-LCFF (50%) Adjustment		8089	0.00	0.00	0.00	0.00		
Subtotal, LCFF Sources			0.00	0.00	0.00	0.00		
LCFF Transfers								
Unrestricted LCFF								
Transfers - Current Year	0000	8091						
All Other LCFF Transfers - Current Year	All Other	8091	0.00	0.00	0.00	0.00	0.00	0.0%
Transfers to Charter Schools in Lieu of Property Taxes		8096	0.00	0.00	0.00	0.00		
Property Taxes Transfers		8097	0.00	0.00	0.00	0.00	0.00	0.0%
LCFF/Revenue Limit Transfers - Prior Years		8099	0.00	0.00	0.00	0.00	0.00	0.0%
TOTAL, LCFF SOURCES			0.00	0.00	0.00	0.00	0.00	0.0%
<b>FEDERAL REVENUE</b>								
Maintenance and Operations		8110	0.00	0.00	0.00	0.00	0.00	0.0%
Special Education Entitlement		8181	4,797,429.00	5,804,081.14	776,703.00	5,804,081.14	0.00	0.0%
Special Education Discretionary Grants		8182	649,562.00	853,974.00	20,432.00	853,974.00	0.00	0.0%

Description	Resource Codes	Object Codes	Original Budget (A)	Board Approved Operating Budget (B)	Actuals To Date (C)	Projected Year Totals (D)	Difference (Col B & D) (E)	% Diff Column B & D (F)
Child Nutrition Programs		8220	0.00	0.00	0.00	0.00	0.00	0.0%
Donated Food Commodities		8221	0.00	0.00	0.00	0.00	0.00	0.0%
Forest Reserve Funds		8260	0.00	0.00	0.00	0.00		
Flood Control Funds		8270	0.00	0.00	0.00	0.00		
Wildlife Reserve Funds		8280	0.00	0.00	0.00	0.00		
FEMA		8281	0.00	0.00	0.00	0.00	0.00	0.0%
Interagency Contracts Between LEAs		8285	0.00	0.00	0.00	0.00	0.00	0.0%
Pass-Through Revenues from Federal Sources		8287	0.00	0.00	0.00	0.00	0.00	0.0%
Title I, Part A, Basic	3010	8290	503,857.00	524,409.00	309,811.75	524,409.00	0.00	0.0%
Title I, Part D, Local Delinquent Programs	3025	8290	0.00	0.00	0.00	0.00	0.00	0.0%
Title II, Part A, Supporting Effective Instruction	4035	8290	317,467.00	305,493.00	81,476.45	305,493.00	0.00	0.0%
Title III, Part A, Immigrant Student Program	4201	8290	0.00	0.00	0.00	0.00	0.00	0.0%
Title III, Part A, English Learner Program	4203	8290	172,341.00	348,788.00	167,268.64	348,788.00	0.00	0.0%
Public Charter Schools Grant Program (PCSGP)	4610	8290	0.00	0.00	0.00	0.00	0.00	0.0%
Other NCLB / Every Student Succeeds Act	3040, 3060, 3061, 3110, 3150, 3155, 3180, 3182, 4037, 4123, 4124, 4126, 4127, 4128, 5630	8290	0.00	333,309.00	104,564.32	333,309.00	0.00	0.0%
Career and Technical Education	3500-3599	8290	103,636.00	103,636.00	0.00	103,636.00	0.00	0.0%
All Other Federal Revenue	All Other	8290	71,889.00	8,755,124.00	2,365,443.61	8,755,124.00	0.00	0.0%
<b>TOTAL, FEDERAL REVENUE</b>			<b>6,616,181.00</b>	<b>17,028,814.14</b>	<b>3,825,699.77</b>	<b>17,028,814.14</b>	<b>0.00</b>	<b>0.0%</b>
<b>OTHER STATE REVENUE</b>								
Other State Apportionments								
ROC/P Entitlement								
Prior Years	6360	8319	0.00	0.00	0.00	0.00	0.00	0.0%
Special Education Master Plan								
Current Year	6500	8311	26,532,435.00	26,655,945.00	14,893,633.70	26,655,945.00	0.00	0.0%
Prior Years	6500	8319	0.00	0.00	0.00	0.00	0.00	0.0%
All Other State Apportionments - Current Year	All Other	8311	538,586.00	538,586.00	315,654.35	538,586.00	0.00	0.0%
All Other State Apportionments - Prior Years	All Other	8319	0.00	0.00	0.00	0.00	0.00	0.0%
Child Nutrition Programs		8520	0.00	0.00	0.00	0.00	0.00	0.0%
Mandated Costs Reimbursements		8550	0.00	0.00	0.00	0.00		
Lottery - Unrestricted and Instructional Materials		8560	1,925,119.00	2,345,931.00	364,433.11	2,308,424.00	(37,507.00)	-1.6%
Tax Relief Subventions								
Restricted Levies - Other								
Homeowners' Exemptions		8575	0.00	0.00	0.00	0.00	0.00	0.0%
Other Subventions/In-Lieu Taxes		8576	0.00	0.00	0.00	0.00	0.00	0.0%
Pass-Through Revenues from State Sources		8587	0.00	0.00	0.00	0.00	0.00	0.0%
After School Education and Safety (ASES)	6010	8590	0.00	0.00	0.00	0.00	0.00	0.0%
Charter School Facility Grant	6030	8590	0.00	0.00	0.00	0.00	0.00	0.0%

Description	Resource Codes	Object Codes	Original Budget (A)	Board Approved Operating Budget (B)	Actuals To Date (C)	Projected Year Totals (D)	Difference (Col B & D) (E)	% Diff Column B & D (F)
Career Technical Education Incentive Grant Program	6387	8590	0.00	0.00	0.00	0.00	0.00	0.0%
Drug/Alcohol/Tobacco Funds	6650, 6690, 6695	8590	0.00	49,378.00	8,040.58	49,378.00	0.00	0.0%
California Clean Energy Jobs Act	6230	8590	0.00	0.00	0.00	0.00	0.00	0.0%
Specialized Secondary	7370	8590	0.00	0.00	0.00	0.00	0.00	0.0%
American Indian Early Childhood Education	7210	8590	0.00	0.00	0.00	0.00	0.00	0.0%
All Other State Revenue	All Other	8590	22,076,387.00	51,202,537.00	25,146,237.08	51,202,537.00	0.00	0.0%
<b>TOTAL, OTHER STATE REVENUE</b>			<b>51,072,527.00</b>	<b>80,792,377.00</b>	<b>40,727,998.82</b>	<b>80,754,870.00</b>	<b>(37,507.00)</b>	<b>0.0%</b>
<b>OTHER LOCAL REVENUE</b>								
Other Local Revenue								
County and District Taxes								
Other Restricted Levies								
Secured Roll		8615	0.00	0.00	0.00	0.00	0.00	0.0%
Unsecured Roll		8616	0.00	0.00	0.00	0.00	0.00	0.0%
Prior Years' Taxes		8617	0.00	0.00	0.00	0.00	0.00	0.0%
Supplemental Taxes		8618	0.00	0.00	0.00	0.00	0.00	0.0%
Non-Ad Valorem Taxes								
Parcel Taxes		8621	0.00	0.00	0.00	0.00	0.00	0.0%
Other		8622	0.00	0.00	0.00	0.00	0.00	0.0%
Community Redevelopment Funds Not Subject to LCFF Deduction		8625	0.00	0.00	0.00	0.00	0.00	0.0%
Penalties and Interest from Delinquent Non-LCFF Taxes		8629	0.00	0.00	0.00	0.00	0.00	0.0%
Sales								
Sale of Equipment/Supplies		8631	0.00	0.00	0.00	0.00	0.00	0.0%
Sale of Publications		8632	0.00	0.00	0.00	0.00	0.00	0.0%
Food Service Sales		8634	0.00	0.00	0.00	0.00	0.00	0.0%
All Other Sales		8639	0.00	0.00	0.00	0.00	0.00	0.0%
Leases and Rentals		8650	0.00	0.00	0.00	0.00	0.00	0.0%
Interest		8660	0.00	0.00	0.00	0.00	0.00	0.0%
Net Increase (Decrease) in the Fair Value of Investments		8662	0.00	0.00	0.00	0.00	0.00	0.0%
Fees and Contracts								
Adult Education Fees		8671	0.00	0.00	0.00	0.00		
Non-Resident Students		8672	0.00	0.00	0.00	0.00		
Transportation Fees From Individuals		8675	0.00	0.00	0.00	0.00	0.00	0.0%
Interagency Services		8677	1,846,824.00	1,941,057.00	0.00	2,046,302.00	105,245.00	5.4%
Mitigation/Developer Fees		8681	0.00	0.00	0.00	0.00	0.00	0.0%
All Other Fees and Contracts		8689	367,100.00	367,100.00	0.00	367,100.00	0.00	0.0%
Other Local Revenue								
Plus: Misc Funds Non-LCFF (50%) Adjustment		8691	0.00	0.00	0.00	0.00		
Pass-Through Revenues From Local Sources		8697	0.00	0.00	0.00	0.00	0.00	0.0%
All Other Local Revenue		8699	14,786,846.00	17,203,289.78	9,589,064.73	17,612,455.00	409,165.22	2.4%
Tuition		8710	0.00	0.00	0.00	0.00	0.00	0.0%
All Other Transfers In		8781-8783	0.00	0.00	0.00	0.00	0.00	0.0%
Transfers Of Apportionments								
Special Education SELPA Transfers								

Description	Resource Codes	Object Codes	Original Budget (A)	Board Approved Operating Budget (B)	Actuals To Date (C)	Projected Year Totals (D)	Difference (Col B & D) (E)	% Diff Column B & D (F)
From Districts or Charter Schools	6500	8791	0.00	0.00	0.00	0.00	0.00	0.0%
From County Offices	6500	8792	0.00	0.00	0.00	0.00	0.00	0.0%
From JPAs	6500	8793	0.00	0.00	0.00	0.00	0.00	0.0%
ROC/P Transfers								
From Districts or Charter Schools	6360	8791	0.00	0.00	0.00	0.00	0.00	0.0%
From County Offices	6360	8792	0.00	0.00	0.00	0.00	0.00	0.0%
From JPAs	6360	8793	0.00	0.00	0.00	0.00	0.00	0.0%
Other Transfers of Apportionments								
From Districts or Charter Schools	All Other	8791	0.00	0.00	0.00	0.00	0.00	0.0%
From County Offices	All Other	8792	0.00	0.00	0.00	0.00	0.00	0.0%
From JPAs	All Other	8793	0.00	0.00	0.00	0.00	0.00	0.0%
All Other Transfers In from All Others		8799	0.00	0.00	0.00	0.00	0.00	0.0%
TOTAL, OTHER LOCAL REVENUE			17,000,770.00	19,511,446.78	9,589,064.73	20,025,857.00	514,410.22	2.6%
TOTAL, REVENUES			74,689,478.00	117,332,637.92	54,142,763.32	117,809,541.14	476,903.22	0.4%
<b>CERTIFICATED SALARIES</b>								
Certificated Teachers' Salaries		1100	21,852,260.00	27,592,451.00	15,010,579.86	27,560,327.00	32,124.00	0.1%
Certificated Pupil Support Salaries		1200	4,440,521.00	5,281,333.00	2,934,131.98	5,280,284.00	1,049.00	0.0%
Certificated Supervisors' and Administrators' Salaries		1300	1,551,201.00	1,633,733.00	1,110,532.34	1,767,311.00	(133,578.00)	-8.2%
Other Certificated Salaries		1900	2,611,240.00	2,772,654.00	1,785,181.74	2,782,328.00	(9,674.00)	-0.3%
TOTAL, CERTIFICATED SALARIES			30,455,222.00	37,280,171.00	20,840,425.92	37,390,250.00	(110,079.00)	-0.3%
<b>CLASSIFIED SALARIES</b>								
Classified Instructional Salaries		2100	11,609,396.00	12,941,970.00	7,545,322.14	13,525,036.00	(583,066.00)	-4.5%
Classified Support Salaries		2200	10,131,487.00	11,573,215.00	5,505,147.82	11,792,822.00	(219,607.00)	-1.9%
Classified Supervisors' and Administrators' Salaries		2300	565,816.00	566,236.00	352,542.17	611,872.00	(45,636.00)	-8.1%
Clerical, Technical and Office Salaries		2400	1,069,882.00	1,297,759.00	836,987.43	1,206,857.00	90,902.00	7.0%
Other Classified Salaries		2900	520,506.00	689,378.00	400,063.30	703,795.00	(14,417.00)	-2.1%
TOTAL, CLASSIFIED SALARIES			23,897,087.00	27,068,558.00	14,640,062.86	27,840,382.00	(771,824.00)	-2.9%
<b>EMPLOYEE BENEFITS</b>								
STRS		3101-3102	16,723,344.00	17,504,088.00	3,603,420.49	17,514,358.00	(10,270.00)	-0.1%
PERS		3201-3202	5,294,942.00	5,734,144.00	2,986,613.54	5,733,195.00	949.00	0.0%
OASDI/Medicare/Alternative		3301-3302	2,315,699.00	2,604,378.00	1,445,736.87	2,614,091.00	(9,713.00)	-0.4%
Health and Welfare Benefits		3401-3402	9,748,888.00	10,667,351.00	4,936,119.00	11,296,596.00	(629,245.00)	-5.9%
Unemployment Insurance		3501-3502	286,259.00	318,199.00	182,086.87	308,127.00	10,072.00	3.2%
Workers' Compensation		3601-3602	1,228,674.00	1,377,244.00	747,395.06	1,383,252.00	(6,008.00)	-0.4%
OPEB, Allocated		3701-3702	74,221.00	74,221.00	0.00	74,221.00	0.00	0.0%
OPEB, Active Employees		3751-3752	77,447.00	77,447.00	0.00	77,447.00	0.00	0.0%
Other Employee Benefits		3901-3902	1,061,594.00	1,070,210.00	685,711.32	1,070,210.00	0.00	0.0%
TOTAL, EMPLOYEE BENEFITS			36,811,068.00	39,427,282.00	14,587,083.15	40,071,497.00	(644,215.00)	-1.6%
<b>BOOKS AND SUPPLIES</b>								
Approved Textbooks and Core Curricula Materials		4100	608,099.00	2,546,166.00	1,938,578.68	2,546,166.00	0.00	0.0%
Books and Other Reference Materials		4200	846,704.00	1,168,632.78	222,425.22	1,204,479.00	(35,846.22)	-3.1%
Materials and Supplies		4300	5,829,824.00	12,603,485.00	2,957,479.73	12,732,485.00	(129,000.00)	-1.0%
Noncapitalized Equipment		4400	704,052.00	1,100,306.00	586,917.06	1,051,445.00	48,861.00	4.4%
Food		4700	0.00	0.00	0.00	0.00	0.00	0.0%
TOTAL, BOOKS AND SUPPLIES			7,988,679.00	17,418,589.78	5,705,400.69	17,534,575.00	(115,985.22)	-0.7%

Description	Resource Codes	Object Codes	Original Budget (A)	Board Approved Operating Budget (B)	Actuals To Date (C)	Projected Year Totals (D)	Difference (Col B & D) (E)	% Diff Column B & D (F)
<b>SERVICES AND OTHER OPERATING EXPENDITURES</b>								
Subagreements for Services		5100	11,388,685.00	11,067,738.00	4,262,100.42	11,067,738.00	0.00	0.0%
Travel and Conferences		5200	160,778.00	543,784.00	203,921.06	524,216.00	19,568.00	3.6%
Dues and Memberships		5300	9,406.00	13,086.00	4,028.92	13,211.00	(125.00)	-1.0%
Insurance		5400-5450	85,608.00	85,608.00	0.00	85,608.00	0.00	0.0%
Operations and Housekeeping Services		5500	383.00	383.00	0.00	383.00	0.00	0.0%
Rentals, Leases, Repairs, and Noncapitalized Improvements		5600	2,608,048.00	2,910,738.00	812,876.42	2,919,503.00	(8,765.00)	-0.3%
Transfers of Direct Costs		5710	473,674.00	482,694.00	94,467.34	478,504.00	4,190.00	0.9%
Transfers of Direct Costs - Interfund		5750	0.00	0.00	0.00	0.00	0.00	0.0%
Professional/Consulting Services and Operating Expenditures		5800	9,333,416.00	14,818,243.14	6,879,238.98	15,308,854.00	(490,610.86)	-3.3%
Communications		5900	20,755.00	27,535.00	14,516.13	27,556.00	(21.00)	-0.1%
<b>TOTAL, SERVICES AND OTHER OPERATING EXPENDITURES</b>			<b>24,080,753.00</b>	<b>29,949,809.14</b>	<b>12,271,149.27</b>	<b>30,425,573.00</b>	<b>(475,763.86)</b>	<b>-1.6%</b>
<b>CAPITAL OUTLAY</b>								
Land		6100	0.00	0.00	0.00	0.00	0.00	0.0%
Land Improvements		6170	0.00	198,425.00	198,225.00	198,425.00	0.00	0.0%
Buildings and Improvements of Buildings		6200	0.00	113,000.00	0.00	113,000.00	0.00	0.0%
Books and Media for New School Libraries or Major Expansion of School Libraries		6300	0.00	0.00	0.00	0.00	0.00	0.0%
Equipment		6400	125,000.00	272,275.00	90,955.69	262,275.00	10,000.00	3.7%
Equipment Replacement		6500	0.00	0.00	0.00	0.00	0.00	0.0%
Lease Assets		6600	0.00	0.00	0.00	0.00	0.00	0.0%
<b>TOTAL, CAPITAL OUTLAY</b>			<b>125,000.00</b>	<b>583,700.00</b>	<b>289,180.69</b>	<b>573,700.00</b>	<b>10,000.00</b>	<b>1.7%</b>
<b>OTHER OUTGO (excluding Transfers of Indirect Costs)</b>								
Tuition								
Tuition for Instruction Under Interdistrict								
Attendance Agreements		7110	0.00	0.00	0.00	0.00	0.00	0.0%
State Special Schools		7130	0.00	0.00	0.00	0.00	0.00	0.0%
Tuition, Excess Costs, and/or Deficit Payments								
Payments to Districts or Charter Schools		7141	0.00	0.00	0.00	0.00	0.00	0.0%
Payments to County Offices		7142	993,996.00	993,996.00	0.00	993,996.00	0.00	0.0%
Payments to JPAs		7143	0.00	0.00	0.00	0.00	0.00	0.0%
Transfers of Pass-Through Revenues								
To Districts or Charter Schools		7211	0.00	0.00	0.00	0.00	0.00	0.0%
To County Offices		7212	0.00	0.00	0.00	0.00	0.00	0.0%
To JPAs		7213	0.00	0.00	0.00	0.00	0.00	0.0%
Special Education SELPA Transfers of Apportionments								
To Districts or Charter Schools	6500	7221	0.00	0.00	0.00	0.00	0.00	0.0%
To County Offices	6500	7222	0.00	0.00	0.00	0.00	0.00	0.0%
To JPAs	6500	7223	0.00	0.00	0.00	0.00	0.00	0.0%
ROC/P Transfers of Apportionments								
To Districts or Charter Schools	6360	7221	0.00	0.00	0.00	0.00	0.00	0.0%
To County Offices	6360	7222	0.00	0.00	0.00	0.00	0.00	0.0%
To JPAs	6360	7223	0.00	0.00	0.00	0.00	0.00	0.0%



Description	Resource Codes	Object Codes	Original Budget (A)	Board Approved Operating Budget (B)	Actuals To Date (C)	Projected Year Totals (D)	Difference (Col B & D) (E)	% Diff Column B & D (F)
Other Transfers of Apportionments	All Other	7221-7223	0.00	0.00	0.00	0.00	0.00	0.0%
All Other Transfers		7281-7283	0.00	0.00	0.00	0.00	0.00	0.0%
All Other Transfers Out to All Others		7299	0.00	0.00	0.00	0.00	0.00	0.0%
Debt Service								
Debt Service - Interest		7438	0.00	0.00	0.00	0.00	0.00	0.0%
Other Debt Service - Principal		7439	0.00	0.00	0.00	0.00	0.00	0.0%
TOTAL, OTHER OUTGO (excluding Transfers of Indirect Costs)			993,996.00	993,996.00	0.00	993,996.00	0.00	0.0%
<b>OTHER OUTGO - TRANSFERS OF INDIRECT COSTS</b>								
Transfers of Indirect Costs		7310	583,599.00	765,727.00	39,272.02	765,727.00	0.00	0.0%
Transfers of Indirect Costs - Interfund		7350	0.00	0.00	0.00	0.00	0.00	0.0%
TOTAL, OTHER OUTGO - TRANSFERS OF INDIRECT COSTS			583,599.00	765,727.00	39,272.02	765,727.00	0.00	0.0%
TOTAL, EXPENDITURES			124,935,404.00	153,487,832.92	68,372,574.60	155,595,700.00	(2,107,867.08)	-1.4%
<b>INTERFUND TRANSFERS</b>								
<b>INTERFUND TRANSFERS IN</b>								
From: Special Reserve Fund		8912	0.00	0.00	0.00	0.00	0.00	0.0%
From: Bond Interest and Redemption Fund		8914	0.00	0.00	0.00	0.00		
Other Authorized Interfund Transfers In		8919	0.00	0.00	0.00	0.00	0.00	0.0%
(a) TOTAL, INTERFUND TRANSFERS IN			0.00	0.00	0.00	0.00	0.00	0.0%
<b>INTERFUND TRANSFERS OUT</b>								
To: Child Development Fund		7611	0.00	0.00	0.00	0.00	0.00	0.0%
To: Special Reserve Fund		7612	0.00	0.00	0.00	0.00	0.00	0.0%
To: State School Building Fund/ County School Facilities Fund		7613	0.00	0.00	0.00	0.00	0.00	0.0%
To: Cafeteria Fund		7616	0.00	0.00	0.00	0.00	0.00	0.0%
Other Authorized Interfund Transfers Out		7619	0.00	0.00	0.00	0.00	0.00	0.0%
(b) TOTAL, INTERFUND TRANSFERS OUT			0.00	0.00	0.00	0.00	0.00	0.0%
<b>OTHER SOURCES/USES</b>								
<b>SOURCES</b>								
State Apportionments								
Emergency Apportionments		8931	0.00	0.00	0.00	0.00		
Proceeds								
Proceeds from Disposal of Capital Assets		8953	0.00	0.00	0.00	0.00	0.00	0.0%
Other Sources								
Transfers from Funds of Lapsed/Reorganized LEAs		8965	0.00	0.00	0.00	0.00	0.00	0.0%
Long-Term Debt Proceeds								
Proceeds from Certificates of Participation		8971	0.00	0.00	0.00	0.00	0.00	0.0%
Proceeds from Leases		8972	0.00	0.00	0.00	0.00	0.00	0.0%
Proceeds from Lease Revenue Bonds		8973	0.00	0.00	0.00	0.00	0.00	0.0%
All Other Financing Sources		8979	0.00	0.00	0.00	0.00	0.00	0.0%
(c) TOTAL, SOURCES			0.00	0.00	0.00	0.00	0.00	0.0%
<b>USES</b>								
Transfers of Funds from Lapsed/Reorganized LEAs		7651	0.00	0.00	0.00	0.00	0.00	0.0%

Description	Resource Codes	Object Codes	Original Budget (A)	Board Approved Operating Budget (B)	Actuals To Date (C)	Projected Year Totals (D)	Difference (Col B & D) (E)	% Diff Column B & D (F)
All Other Financing Uses		7699	0.00	0.00	0.00	0.00	0.00	0.0%
(d) TOTAL, USES			0.00	0.00	0.00	0.00	0.00	0.0%
<b>CONTRIBUTIONS</b>								
Contributions from Unrestricted Revenues		8980	48,571,734.00	52,349,960.00	15,849.12	53,713,141.00	1,363,181.00	2.6%
Contributions from Restricted Revenues		8990	0.00	0.00	0.00	(.14)	(.14)	New
(e) TOTAL, CONTRIBUTIONS			48,571,734.00	52,349,960.00	15,849.12	53,713,140.86	1,363,180.86	2.6%
TOTAL, OTHER FINANCING SOURCES/USES (a - b + c - d + e)			48,571,734.00	52,349,960.00	15,849.12	53,713,140.86	(1,363,180.86)	-2.6%

2022-23 Second Interim  
General Fund  
Summary - Unrestricted/Restricted  
Revenues, Expenditures, and Changes in Fund Balance

Description	Resource Codes	Object Codes	Original Budget (A)	Board Approved Operating Budget (B)	Actuals To Date (C)	Projected Year Totals (D)	Difference (Col B & D) (E)	% Diff Column B & D (F)
<b>A. REVENUES</b>								
1) LCFF Sources		8010-8099	299,983,160.00	321,822,738.00	184,100,733.49	321,739,511.00	(83,227.00)	0.0%
2) Federal Revenue		8100-8299	6,616,181.00	17,028,814.14	3,825,699.77	17,028,814.14	0.00	0.0%
3) Other State Revenue		8300-8599	57,403,127.00	90,991,931.00	44,771,351.04	90,859,254.00	(132,677.00)	-0.1%
4) Other Local Revenue		8600-8799	27,279,977.00	29,814,819.78	14,701,868.14	30,342,606.00	527,786.22	1.8%
5) TOTAL, REVENUES			391,282,445.00	459,658,302.92	247,399,652.44	459,970,185.14		
<b>B. EXPENDITURES</b>								
1) Certificated Salaries		1000-1999	163,808,062.00	182,686,221.00	100,032,184.32	182,970,640.00	(284,419.00)	-0.2%
2) Classified Salaries		2000-2999	58,973,953.00	65,321,147.00	35,554,111.85	65,124,898.00	196,249.00	0.3%
3) Employee Benefits		3000-3999	114,851,684.00	121,304,544.00	57,372,583.33	123,053,988.00	(1,749,444.00)	-1.4%
4) Books and Supplies		4000-4999	13,242,805.00	25,619,401.78	8,906,243.03	25,693,714.00	(74,312.22)	-0.3%
5) Services and Other Operating Expenditures		5000-5999	44,143,982.00	49,178,622.14	22,872,826.03	50,122,168.00	(943,545.86)	-1.9%
6) Capital Outlay		6000-6999	150,000.00	1,178,460.00	339,938.82	1,168,460.00	10,000.00	0.8%
7) Other Outgo (excluding Transfers of Indirect Costs)		7100-7299 7400-7499	993,996.00	993,996.00	0.00	993,996.00	0.00	0.0%
8) Other Outgo - Transfers of Indirect Costs		7300-7399	0.00	0.00	0.00	0.00	0.00	0.0%
9) TOTAL, EXPENDITURES			396,164,482.00	446,282,391.92	225,077,887.38	449,127,864.00		
<b>C. EXCESS (DEFICIENCY) OF REVENUES OVER EXPENDITURES BEFORE OTHER FINANCING SOURCES AND USES (A5 - B9)</b>			(4,882,037.00)	13,375,911.00	22,321,765.06	10,842,321.14		
<b>D. OTHER FINANCING SOURCES/USES</b>								
1) Interfund Transfers								
a) Transfers In		8900-8929	0.00	0.00	0.00	49,000.00	49,000.00	New
b) Transfers Out		7600-7629	2,854,361.00	2,854,361.00	0.00	2,854,361.00	0.00	0.0%
2) Other Sources/Uses								
a) Sources		8930-8979	0.00	0.00	0.00	0.00	0.00	0.0%
b) Uses		7630-7699	0.00	0.00	0.00	0.00	0.00	0.0%
3) Contributions		8980-8999	0.00	0.00	0.00	(.14)	(.14)	New
4) TOTAL, OTHER FINANCING SOURCES/USES			(2,854,361.00)	(2,854,361.00)	0.00	(2,805,361.14)		
<b>E. NET INCREASE (DECREASE) IN FUND BALANCE (C + D4)</b>			(7,736,398.00)	10,521,550.00	22,321,765.06	8,036,960.00		
<b>F. FUND BALANCE, RESERVES</b>								
1) Beginning Fund Balance								
a) As of July 1 - Unaudited		9791	47,737,979.91	47,737,979.91		47,737,979.91	0.00	0.0%
b) Audit Adjustments		9793	0.00	0.00		0.00	0.00	0.0%
c) As of July 1 - Audited (F1a + F1b)			47,737,979.91	47,737,979.91		47,737,979.91		
d) Other Restatements		9795	0.00	0.00		0.00	0.00	0.0%
e) Adjusted Beginning Balance (F1c + F1d)			47,737,979.91	47,737,979.91		47,737,979.91		
2) Ending Balance, June 30 (E + F1e)			40,001,581.91	58,259,529.91		55,774,939.91		
Components of Ending Fund Balance								
a) Nonspendable								
Revolving Cash		9711	153,700.00	153,700.00		153,700.00		
Stores		9712	68,207.00	46,286.00		46,286.00		
Prepaid Items		9713	329,446.00	467,405.00		467,405.00		
All Others		9719	0.00	0.00		0.00		

Description	Resource Codes	Object Codes	Original Budget (A)	Board Approved Operating Budget (B)	Actuals To Date (C)	Projected Year Totals (D)	Difference (Col B & D) (E)	% Diff Column B & D (F)
b) Restricted		9740	25,379,233.76	43,248,190.76		42,980,407.76		
c) Committed								
Stabilization Arrangements		9750	0.00	0.00		0.00		
Other Commitments		9760	0.00	0.00		0.00		
d) Assigned								
Other Assignments		9780	14,070,994.15	14,343,948.15		12,127,141.15		
Deficit Spending	0000	9780	11,304,209.88					
Supplemental Services	0000	9780	1,338,126.00					
Instructional Materials	0000	9780	330,987.00					
Site / Department Designations	0000	9780	641,241.00					
Lottery carry over	1100	9780	456,430.27					
Deficit Spending	0000	9780		11,874,195.88				
Supplemental Services	0000	9780		1,506,760.00				
Instructional Materials	0000	9780		330,987.00				
Lottery carry over	1100	9780		632,005.27				
Deficit Spending	0000	9780				9,643,636.88		
Supplemental Services	0000	9780				1,634,682.00		
Instructional Materials	0000	9780				330,987.00		
Lottery carry over	1100	9780				517,835.27		
e) Unassigned/Unappropriated								
Reserve for Economic Uncertainties		9789	0.00	0.00		0.00		
Unassigned/Unappropriated Amount		9790	1.00	0.00		0.00		
<b>LCFF SOURCES</b>								
Principal Apportionment								
State Aid - Current Year		8011	91,233,688.00	93,975,550.00	64,426,008.90	93,895,499.00	(80,051.00)	-0.1%
Education Protection Account State Aid - Current Year		8012	6,047,141.00	6,074,362.00	3,097,109.00	6,071,186.00	(3,176.00)	-0.1%
State Aid - Prior Years		8019	0.00	0.00	0.00	0.00	0.00	0.0%
Tax Relief Subventions								
Homeowners' Exemptions		8021	978,093.00	954,181.00	0.00	954,181.00	0.00	0.0%
Timber Yield Tax		8022	0.00	0.00	0.00	0.00	0.00	0.0%
Other Subventions/In-Lieu Taxes		8029	6,589.00	5,977.00	6,522.99	5,977.00	0.00	0.0%
County & District Taxes								
Secured Roll Taxes		8041	176,213,957.00	190,597,407.00	100,967,961.75	190,597,407.00	0.00	0.0%
Unsecured Roll Taxes		8042	5,025,708.00	5,340,079.00	4,817,559.00	5,340,079.00	0.00	0.0%
Prior Years' Taxes		8043	0.00	0.00	0.00	0.00	0.00	0.0%
Supplemental Taxes		8044	3,295,507.00	5,299,386.00	(285,062.20)	5,299,386.00	0.00	0.0%
Education Revenue Augmentation Fund (ERAF)		8045	15,554,337.00	17,430,343.00	8,715,171.41	17,430,343.00	0.00	0.0%
Community Redevelopment Funds (SB 617/699/1992)		8047	1,628,140.00	2,145,453.00	2,355,462.64	2,145,453.00	0.00	0.0%
Penalties and Interest from Delinquent Taxes		8048	0.00	0.00	0.00	0.00	0.00	0.0%
Miscellaneous Funds (EC 41604)								
Royalties and Bonuses		8081	0.00	0.00	0.00	0.00	0.00	0.0%
Other In-Lieu Taxes		8082	0.00	0.00	0.00	0.00	0.00	0.0%
Less: Non-LCFF (50%) Adjustment		8089	0.00	0.00	0.00	0.00	0.00	0.0%
Subtotal, LCFF Sources			299,983,160.00	321,822,738.00	184,100,733.49	321,739,511.00	(83,227.00)	0.0%

2022-23 Second Interim  
General Fund  
Summary - Unrestricted/Restricted  
Revenues, Expenditures, and Changes in Fund Balance

Description	Resource Codes	Object Codes	Original Budget (A)	Board Approved Operating Budget (B)	Actuals To Date (C)	Projected Year Totals (D)	Difference (Col B & D) (E)	% Diff Column B & D (F)
<b>LCFF Transfers</b>								
Unrestricted LCFF								
Transfers - Current Year	0000	8091	0.00	0.00	0.00	0.00	0.00	0.0%
All Other LCFF Transfers - Current Year	All Other	8091	0.00	0.00	0.00	0.00	0.00	0.0%
Transfers to Charter Schools in Lieu of Property Taxes		8096	0.00	0.00	0.00	0.00	0.00	0.0%
Property Taxes Transfers		8097	0.00	0.00	0.00	0.00	0.00	0.0%
LCFF/Revenue Limit Transfers - Prior Years		8099	0.00	0.00	0.00	0.00	0.00	0.0%
<b>TOTAL, LCFF SOURCES</b>			<b>299,983,160.00</b>	<b>321,822,738.00</b>	<b>184,100,733.49</b>	<b>321,739,511.00</b>	<b>(83,227.00)</b>	<b>0.0%</b>
<b>FEDERAL REVENUE</b>								
Maintenance and Operations		8110	0.00	0.00	0.00	0.00	0.00	0.0%
Special Education Entitlement		8181	4,797,429.00	5,804,081.14	776,703.00	5,804,081.14	0.00	0.0%
Special Education Discretionary Grants		8182	649,562.00	853,974.00	20,432.00	853,974.00	0.00	0.0%
Child Nutrition Programs		8220	0.00	0.00	0.00	0.00	0.00	0.0%
Donated Food Commodities		8221	0.00	0.00	0.00	0.00	0.00	0.0%
Forest Reserve Funds		8260	0.00	0.00	0.00	0.00	0.00	0.0%
Flood Control Funds		8270	0.00	0.00	0.00	0.00	0.00	0.0%
Wildlife Reserve Funds		8280	0.00	0.00	0.00	0.00	0.00	0.0%
FEMA		8281	0.00	0.00	0.00	0.00	0.00	0.0%
Interagency Contracts Between LEAs		8285	0.00	0.00	0.00	0.00	0.00	0.0%
Pass-Through Revenues from Federal Sources		8287	0.00	0.00	0.00	0.00	0.00	0.0%
Title I, Part A, Basic	3010	8290	503,857.00	524,409.00	309,811.75	524,409.00	0.00	0.0%
Title I, Part D, Local Delinquent Programs	3025	8290	0.00	0.00	0.00	0.00	0.00	0.0%
Title II, Part A, Supporting Effective Instruction	4035	8290	317,467.00	305,493.00	81,476.45	305,493.00	0.00	0.0%
Title III, Part A, Immigrant Student Program	4201	8290	0.00	0.00	0.00	0.00	0.00	0.0%
Title III, Part A, English Learner Program	4203	8290	172,341.00	348,788.00	167,268.64	348,788.00	0.00	0.0%
Public Charter Schools Grant Program (PCSGP)	4610	8290	0.00	0.00	0.00	0.00	0.00	0.0%
Other NCLB / Every Student Succeeds Act	3040, 3060, 3061, 3110, 3150, 3155, 3180, 3182, 4037, 4123, 4124, 4126, 4127, 4128, 5630	8290	0.00	333,309.00	104,564.32	333,309.00	0.00	0.0%
Career and Technical Education	3500-3599	8290	103,636.00	103,636.00	0.00	103,636.00	0.00	0.0%
All Other Federal Revenue	All Other	8290	71,889.00	8,755,124.00	2,365,443.61	8,755,124.00	0.00	0.0%
<b>TOTAL, FEDERAL REVENUE</b>			<b>6,616,181.00</b>	<b>17,028,814.14</b>	<b>3,825,699.77</b>	<b>17,028,814.14</b>	<b>0.00</b>	<b>0.0%</b>
<b>OTHER STATE REVENUE</b>								
Other State Apportionments								
ROC/P Entitlement								
Prior Years	6360	8319	0.00	0.00	0.00	0.00	0.00	0.0%
Special Education Master Plan								
Current Year	6500	8311	26,532,435.00	26,655,945.00	14,893,633.70	26,655,945.00	0.00	0.0%
Prior Years	6500	8319	0.00	0.00	0.00	0.00	0.00	0.0%
All Other State Apportionments - Current Year	All Other	8311	538,586.00	538,586.00	315,654.35	538,586.00	0.00	0.0%

2022-23 Second Interim  
General Fund  
Summary - Unrestricted/Restricted  
Revenues, Expenditures, and Changes in Fund Balance

Description	Resource Codes	Object Codes	Original Budget (A)	Board Approved Operating Budget (B)	Actuals To Date (C)	Projected Year Totals (D)	Difference (Col B & D) (E)	% Diff Column B & D (F)
All Other State Apportionments - Prior Years	All Other	8319	0.00	0.00	0.00	0.00	0.00	0.0%
Child Nutrition Programs		8520	0.00	0.00	0.00	0.00	0.00	0.0%
Mandated Costs Reimbursements		8550	1,407,993.00	1,407,993.00	1,335,370.00	1,407,993.00	0.00	0.0%
Lottery - Unrestricted and Instructional Materials		8560	6,752,726.00	7,440,513.00	3,044,260.33	7,307,836.00	(132,677.00)	-1.8%
Tax Relief Subventions								
Restricted Levies - Other								
Homeowners' Exemptions		8575	0.00	0.00	0.00	0.00	0.00	0.0%
Other Subventions/In-Lieu Taxes		8576	0.00	0.00	0.00	0.00	0.00	0.0%
Pass-Through Revenues from State Sources		8587	0.00	0.00	0.00	0.00	0.00	0.0%
After School Education and Safety (ASES)	6010	8590	0.00	0.00	0.00	0.00	0.00	0.0%
Charter School Facility Grant	6030	8590	0.00	0.00	0.00	0.00	0.00	0.0%
Career Technical Education Incentive Grant Program	6387	8590	0.00	0.00	0.00	0.00	0.00	0.0%
Drug/Alcohol/Tobacco Funds	6650, 6690, 6695	8590	0.00	49,378.00	8,040.58	49,378.00	0.00	0.0%
California Clean Energy Jobs Act	6230	8590	0.00	0.00	0.00	0.00	0.00	0.0%
Specialized Secondary	7370	8590	0.00	0.00	0.00	0.00	0.00	0.0%
American Indian Early Childhood Education	7210	8590	0.00	0.00	0.00	0.00	0.00	0.0%
All Other State Revenue	All Other	8590	22,171,387.00	54,899,516.00	25,174,392.08	54,899,516.00	0.00	0.0%
<b>TOTAL, OTHER STATE REVENUE</b>			<b>57,403,127.00</b>	<b>90,991,931.00</b>	<b>44,771,351.04</b>	<b>90,859,254.00</b>	<b>(132,677.00)</b>	<b>-0.1%</b>
<b>OTHER LOCAL REVENUE</b>								
Other Local Revenue								
County and District Taxes								
Other Restricted Levies								
Secured Roll		8615	0.00	0.00	0.00	0.00	0.00	0.0%
Unsecured Roll		8616	0.00	0.00	0.00	0.00	0.00	0.0%
Prior Years' Taxes		8617	0.00	0.00	0.00	0.00	0.00	0.0%
Supplemental Taxes		8618	0.00	0.00	0.00	0.00	0.00	0.0%
Non-Ad Valorem Taxes								
Parcel Taxes		8621	6,845,000.00	6,845,000.00	3,728,828.96	6,845,000.00	0.00	0.0%
Other		8622	0.00	0.00	0.00	0.00	0.00	0.0%
Community Redevelopment Funds Not Subject to LCFF Deduction		8625	0.00	0.00	0.00	0.00	0.00	0.0%
Penalties and Interest from Delinquent Non-LCFF Taxes		8629	0.00	0.00	0.00	0.00	0.00	0.0%
Sales								
Sale of Equipment/Supplies		8631	0.00	0.00	31,651.25	0.00	0.00	0.0%
Sale of Publications		8632	0.00	0.00	0.00	0.00	0.00	0.0%
Food Service Sales		8634	0.00	0.00	0.00	0.00	0.00	0.0%
All Other Sales		8639	0.00	0.00	0.00	0.00	0.00	0.0%
Leases and Rentals		8650	1,622,300.00	1,622,300.00	692,981.47	1,622,300.00	0.00	0.0%
Interest		8660	100,000.00	100,000.00	(708,334.77)	100,000.00	0.00	0.0%
Net Increase (Decrease) in the Fair Value of Investments		8662	0.00	0.00	0.00	0.00	0.00	0.0%
Fees and Contracts								
Adult Education Fees		8671	0.00	0.00	0.00	0.00	0.00	0.0%
Non-Resident Students		8672	0.00	0.00	0.00	0.00	0.00	0.0%

2022-23 Second Interim  
General Fund  
Summary - Unrestricted/Restricted  
Revenues, Expenditures, and Changes in Fund Balance

Description	Resource Codes	Object Codes	Original Budget (A)	Board Approved Operating Budget (B)	Actuals To Date (C)	Projected Year Totals (D)	Difference (Col B & D) (E)	% Diff Column B & D (F)
Transportation Fees From Individuals		8675	0.00	0.00	0.00	0.00	0.00	0.0%
Interagency Services		8677	1,974,824.00	2,069,057.00	67,929.10	2,174,302.00	105,245.00	5.1%
Mitigation/Developer Fees		8681	0.00	0.00	0.00	0.00	0.00	0.0%
All Other Fees and Contracts		8689	1,007,406.00	1,028,194.00	159,333.78	1,028,194.00	0.00	0.0%
Other Local Revenue								
Plus: Misc Funds Non-LCFF (50%) Adjustment		8691	0.00	0.00	0.00	0.00	0.00	0.0%
Pass-Through Revenues From Local Sources		8697	0.00	0.00	0.00	0.00	0.00	0.0%
All Other Local Revenue		8699	15,730,447.00	18,150,268.78	10,729,478.35	18,572,810.00	422,541.22	2.3%
Tuition		8710	0.00	0.00	0.00	0.00	0.00	0.0%
All Other Transfers In		8781-8783	0.00	0.00	0.00	0.00	0.00	0.0%
Transfers Of Apportionments								
Special Education SELPA Transfers								
From Districts or Charter Schools	6500	8791	0.00	0.00	0.00	0.00	0.00	0.0%
From County Offices	6500	8792	0.00	0.00	0.00	0.00	0.00	0.0%
From JPAs	6500	8793	0.00	0.00	0.00	0.00	0.00	0.0%
ROC/P Transfers								
From Districts or Charter Schools	6360	8791	0.00	0.00	0.00	0.00	0.00	0.0%
From County Offices	6360	8792	0.00	0.00	0.00	0.00	0.00	0.0%
From JPAs	6360	8793	0.00	0.00	0.00	0.00	0.00	0.0%
Other Transfers of Apportionments								
From Districts or Charter Schools	All Other	8791	0.00	0.00	0.00	0.00	0.00	0.0%
From County Offices	All Other	8792	0.00	0.00	0.00	0.00	0.00	0.0%
From JPAs	All Other	8793	0.00	0.00	0.00	0.00	0.00	0.0%
All Other Transfers In from All Others		8799	0.00	0.00	0.00	0.00	0.00	0.0%
<b>TOTAL, OTHER LOCAL REVENUE</b>			<b>27,279,977.00</b>	<b>29,814,819.78</b>	<b>14,701,868.14</b>	<b>30,342,606.00</b>	<b>527,786.22</b>	<b>1.8%</b>
<b>TOTAL, REVENUES</b>			<b>391,282,445.00</b>	<b>459,658,302.92</b>	<b>247,399,652.44</b>	<b>459,970,185.14</b>	<b>311,882.22</b>	<b>0.1%</b>
<b>CERTIFICATED SALARIES</b>								
Certificated Teachers' Salaries		1100	131,944,570.00	148,824,131.00	79,931,012.64	147,824,908.00	999,223.00	0.7%
Certificated Pupil Support Salaries		1200	14,363,464.00	15,306,319.00	8,770,955.32	15,305,270.00	1,049.00	0.0%
Certificated Supervisors' and Administrators' Salaries		1300	13,997,417.00	13,992,926.00	8,331,098.42	15,267,943.00	(1,275,017.00)	-9.1%
Other Certificated Salaries		1900	3,502,611.00	4,562,845.00	2,999,117.94	4,572,519.00	(9,674.00)	-0.2%
<b>TOTAL, CERTIFICATED SALARIES</b>			<b>163,808,062.00</b>	<b>182,686,221.00</b>	<b>100,032,184.32</b>	<b>182,970,640.00</b>	<b>(284,419.00)</b>	<b>-0.2%</b>
<b>CLASSIFIED SALARIES</b>								
Classified Instructional Salaries		2100	12,660,605.00	15,240,802.00	8,466,480.43	14,811,876.00	428,926.00	2.8%
Classified Support Salaries		2200	25,774,958.00	28,025,413.00	14,378,381.04	28,256,454.00	(231,041.00)	-0.8%
Classified Supervisors' and Administrators' Salaries		2300	3,375,040.00	3,375,460.00	2,075,719.42	3,809,005.00	(433,545.00)	-12.8%
Clerical, Technical and Office Salaries		2400	15,263,471.00	16,622,786.00	9,694,191.99	16,186,660.00	436,126.00	2.6%
Other Classified Salaries		2900	1,899,879.00	2,056,686.00	939,338.97	2,060,903.00	(4,217.00)	-0.2%
<b>TOTAL, CLASSIFIED SALARIES</b>			<b>58,973,953.00</b>	<b>65,321,147.00</b>	<b>35,554,111.85</b>	<b>65,124,898.00</b>	<b>196,249.00</b>	<b>0.3%</b>
<b>EMPLOYEE BENEFITS</b>								
STRS		3101-3102	42,230,423.00	45,169,717.00	18,193,374.45	45,399,029.00	(229,312.00)	-0.5%
PERS		3201-3202	13,253,037.00	14,474,206.00	7,599,081.10	14,569,368.00	(95,162.00)	-0.7%
OASDI/Medicare/Alternative		3301-3302	6,943,112.00	7,635,690.00	4,233,105.09	7,693,486.00	(57,796.00)	-0.8%
Health and Welfare Benefits		3401-3402	39,507,281.00	40,545,672.00	21,703,266.83	41,873,278.00	(1,327,606.00)	-3.3%

2022-23 Second Interim  
General Fund  
Summary - Unrestricted/Restricted  
Revenues, Expenditures, and Changes in Fund Balance

Description	Resource Codes	Object Codes	Original Budget (A)	Board Approved Operating Budget (B)	Actuals To Date (C)	Projected Year Totals (D)	Difference (Col B & D) (E)	% Diff Column B & D (F)
Unemployment Insurance		3501-3502	1,147,728.00	1,247,354.00	691,995.15	1,245,172.00	2,182.00	0.2%
Workers' Compensation		3601-3602	4,835,939.00	5,278,480.00	2,845,535.26	5,316,727.00	(38,247.00)	-0.7%
OPEB, Allocated		3701-3702	2,010,693.00	2,010,693.00	0.00	2,010,693.00	0.00	0.0%
OPEB, Active Employees		3751-3752	1,375,279.00	1,375,279.00	0.00	1,375,279.00	0.00	0.0%
Other Employee Benefits		3901-3902	3,548,192.00	3,567,453.00	2,106,225.45	3,570,956.00	(3,503.00)	-0.1%
<b>TOTAL, EMPLOYEE BENEFITS</b>			<b>114,851,684.00</b>	<b>121,304,544.00</b>	<b>57,372,583.33</b>	<b>123,053,988.00</b>	<b>(1,749,444.00)</b>	<b>-1.4%</b>
<b>BOOKS AND SUPPLIES</b>								
Approved Textbooks and Core Curricula Materials		4100	1,635,157.00	4,869,224.00	3,213,480.47	4,862,224.00	7,000.00	0.1%
Books and Other Reference Materials		4200	992,300.00	1,337,633.78	260,566.15	1,379,431.00	(41,797.22)	-3.1%
Materials and Supplies		4300	8,856,201.00	16,450,677.00	4,417,647.03	16,531,244.00	(80,567.00)	-0.5%
Noncapitalized Equipment		4400	1,759,147.00	2,961,867.00	1,014,549.38	2,920,815.00	41,052.00	1.4%
Food		4700	0.00	0.00	0.00	0.00	0.00	0.0%
<b>TOTAL, BOOKS AND SUPPLIES</b>			<b>13,242,805.00</b>	<b>25,619,401.78</b>	<b>8,906,243.03</b>	<b>25,693,714.00</b>	<b>(74,312.22)</b>	<b>-0.3%</b>
<b>SERVICES AND OTHER OPERATING EXPENDITURES</b>								
Subagreements for Services		5100	11,388,685.00	11,067,738.00	4,262,100.42	11,067,738.00	0.00	0.0%
Travel and Conferences		5200	507,934.00	932,256.00	378,102.25	924,707.00	7,549.00	0.8%
Dues and Memberships		5300	82,445.00	86,155.00	66,101.49	92,280.00	(6,125.00)	-7.1%
Insurance		5400-5450	2,944,122.00	3,096,660.00	2,717,182.00	3,096,660.00	0.00	0.0%
Operations and Housekeeping Services		5500	5,933,383.00	5,905,861.00	2,663,806.22	5,905,861.00	0.00	0.0%
Rentals, Leases, Repairs, and Noncapitalized Improvements		5600	4,059,097.00	4,270,596.00	1,261,136.17	4,287,833.00	(17,237.00)	-0.4%
Transfers of Direct Costs		5710	0.00	0.00	0.00	0.00	0.00	0.0%
Transfers of Direct Costs - Interfund		5750	(136,450.00)	(136,450.00)	(659.26)	(136,450.00)	0.00	0.0%
Professional/Consulting Services and Operating Expenditures		5800	18,290,146.00	22,978,966.14	11,182,049.24	23,905,878.00	(926,911.86)	-4.0%
Communications		5900	1,074,620.00	976,840.00	343,007.50	977,661.00	(821.00)	-0.1%
<b>TOTAL, SERVICES AND OTHER OPERATING EXPENDITURES</b>			<b>44,143,982.00</b>	<b>49,178,622.14</b>	<b>22,872,826.03</b>	<b>50,122,168.00</b>	<b>(943,545.86)</b>	<b>-1.9%</b>
<b>CAPITAL OUTLAY</b>								
Land		6100	0.00	0.00	0.00	0.00	0.00	0.0%
Land Improvements		6170	0.00	198,425.00	198,225.00	198,425.00	0.00	0.0%
Buildings and Improvements of Buildings		6200	0.00	113,000.00	0.00	113,000.00	0.00	0.0%
Books and Media for New School Libraries or Major Expansion of School Libraries		6300	0.00	0.00	0.00	0.00	0.00	0.0%
Equipment		6400	150,000.00	867,035.00	141,713.82	857,035.00	10,000.00	1.2%
Equipment Replacement		6500	0.00	0.00	0.00	0.00	0.00	0.0%
Lease Assets		6600	0.00	0.00	0.00	0.00	0.00	0.0%
<b>TOTAL, CAPITAL OUTLAY</b>			<b>150,000.00</b>	<b>1,178,460.00</b>	<b>339,938.82</b>	<b>1,168,460.00</b>	<b>10,000.00</b>	<b>0.8%</b>
<b>OTHER OUTGO (excluding Transfers of Indirect Costs)</b>								
Tuition								
Tuition for Instruction Under Interdistrict								
Attendance Agreements		7110	0.00	0.00	0.00	0.00	0.00	0.0%
State Special Schools		7130	0.00	0.00	0.00	0.00	0.00	0.0%
Tuition, Excess Costs, and/or Deficit Payments								
Payments to Districts or Charter Schools		7141	0.00	0.00	0.00	0.00	0.00	0.0%
Payments to County Offices		7142	993,996.00	993,996.00	0.00	993,996.00	0.00	0.0%



2022-23 Second Interim  
General Fund  
Summary - Unrestricted/Restricted  
Revenues, Expenditures, and Changes in Fund Balance

Description	Resource Codes	Object Codes	Original Budget (A)	Board Approved Operating Budget (B)	Actuals To Date (C)	Projected Year Totals (D)	Difference (Col B & D) (E)	% Diff Column B & D (F)
Payments to JPAs		7143	0.00	0.00	0.00	0.00	0.00	0.0%
Transfers of Pass-Through Revenues								
To Districts or Charter Schools		7211	0.00	0.00	0.00	0.00	0.00	0.0%
To County Offices		7212	0.00	0.00	0.00	0.00	0.00	0.0%
To JPAs		7213	0.00	0.00	0.00	0.00	0.00	0.0%
Special Education SELPA Transfers of Apportionments								
To Districts or Charter Schools	6500	7221	0.00	0.00	0.00	0.00	0.00	0.0%
To County Offices	6500	7222	0.00	0.00	0.00	0.00	0.00	0.0%
To JPAs	6500	7223	0.00	0.00	0.00	0.00	0.00	0.0%
ROC/P Transfers of Apportionments								
To Districts or Charter Schools	6360	7221	0.00	0.00	0.00	0.00	0.00	0.0%
To County Offices	6360	7222	0.00	0.00	0.00	0.00	0.00	0.0%
To JPAs	6360	7223	0.00	0.00	0.00	0.00	0.00	0.0%
Other Transfers of Apportionments	All Other	7221-7223	0.00	0.00	0.00	0.00	0.00	0.0%
All Other Transfers		7281-7283	0.00	0.00	0.00	0.00	0.00	0.0%
All Other Transfers Out to All Others		7299	0.00	0.00	0.00	0.00	0.00	0.0%
Debt Service								
Debt Service - Interest		7438	0.00	0.00	0.00	0.00	0.00	0.0%
Other Debt Service - Principal		7439	0.00	0.00	0.00	0.00	0.00	0.0%
TOTAL, OTHER OUTGO (excluding Transfers of Indirect Costs)			993,996.00	993,996.00	0.00	993,996.00	0.00	0.0%
<b>OTHER OUTGO - TRANSFERS OF INDIRECT COSTS</b>								
Transfers of Indirect Costs		7310	0.00	0.00	0.00	0.00		
Transfers of Indirect Costs - Interfund		7350	0.00	0.00	0.00	0.00	0.00	0.0%
TOTAL, OTHER OUTGO - TRANSFERS OF INDIRECT COSTS			0.00	0.00	0.00	0.00	0.00	0.0%
<b>TOTAL, EXPENDITURES</b>			396,164,482.00	446,282,391.92	225,077,887.38	449,127,864.00	(2,845,472.08)	-0.6%
<b>INTERFUND TRANSFERS</b>								
<b>INTERFUND TRANSFERS IN</b>								
From: Special Reserve Fund		8912	0.00	0.00	0.00	49,000.00	49,000.00	New
From: Bond Interest and Redemption Fund		8914	0.00	0.00	0.00	0.00	0.00	0.0%
Other Authorized Interfund Transfers In		8919	0.00	0.00	0.00	0.00	0.00	0.0%
(a) TOTAL, INTERFUND TRANSFERS IN			0.00	0.00	0.00	49,000.00	49,000.00	New
<b>INTERFUND TRANSFERS OUT</b>								
To: Child Development Fund		7611	0.00	0.00	0.00	0.00	0.00	0.0%
To: Special Reserve Fund		7612	2,854,361.00	2,854,361.00	0.00	2,854,361.00	0.00	0.0%
To: State School Building Fund/ County School Facilities Fund		7613	0.00	0.00	0.00	0.00	0.00	0.0%
To: Cafeteria Fund		7616	0.00	0.00	0.00	0.00	0.00	0.0%
Other Authorized Interfund Transfers Out		7619	0.00	0.00	0.00	0.00	0.00	0.0%
(b) TOTAL, INTERFUND TRANSFERS OUT			2,854,361.00	2,854,361.00	0.00	2,854,361.00	0.00	0.0%
<b>OTHER SOURCES/USES</b>								
<b>SOURCES</b>								
State Apportionments								
Emergency Apportionments		8931	0.00	0.00	0.00	0.00	0.00	0.0%
Proceeds								

2022-23 Second Interim  
General Fund  
Summary - Unrestricted/Restricted  
Revenues, Expenditures, and Changes in Fund Balance

Description	Resource Codes	Object Codes	Original Budget (A)	Board Approved Operating Budget (B)	Actuals To Date (C)	Projected Year Totals (D)	Difference (Col B & D) (E)	% Diff Column B & D (F)
Proceeds from Disposal of Capital Assets		8953	0.00	0.00	0.00	0.00	0.00	0.0%
Other Sources								
Transfers from Funds of Lapsed/Reorganized LEAs		8965	0.00	0.00	0.00	0.00	0.00	0.0%
Long-Term Debt Proceeds								
Proceeds from Certificates of Participation		8971	0.00	0.00	0.00	0.00	0.00	0.0%
Proceeds from Leases		8972	0.00	0.00	0.00	0.00	0.00	0.0%
Proceeds from Lease Revenue Bonds		8973	0.00	0.00	0.00	0.00	0.00	0.0%
All Other Financing Sources		8979	0.00	0.00	0.00	0.00	0.00	0.0%
(c) TOTAL, SOURCES			0.00	0.00	0.00	0.00	0.00	0.0%
<b>USES</b>								
Transfers of Funds from Lapsed/Reorganized LEAs		7651	0.00	0.00	0.00	0.00	0.00	0.0%
All Other Financing Uses		7699	0.00	0.00	0.00	0.00	0.00	0.0%
(d) TOTAL, USES			0.00	0.00	0.00	0.00	0.00	0.0%
<b>CONTRIBUTIONS</b>								
Contributions from Unrestricted Revenues		8980	0.00	0.00	0.00	0.00		
Contributions from Restricted Revenues		8990	0.00	0.00	0.00	(.14)		
(e) TOTAL, CONTRIBUTIONS			0.00	0.00	0.00	(.14)	(.14)	New
TOTAL, OTHER FINANCING SOURCES/USES (a - b + c - d + e)			(2,854,361.00)	(2,854,361.00)	0.00	(2,805,361.14)	(48,999.86)	1.7%

Resource	Description	2022-23 Projected Totals
2600	Expanded Learning Opportunities Program	1,833,647.00
3214	Elementary and Secondary School Emergency Relief III (ESSER III) Fund: Learning Loss	17,753.00
3218	Expanded Learning Opportunities (ELO) Grant: ESSER III State Reserve Emergency Needs	928,282.00
3219	Expanded Learning Opportunities (ELO) Grant: ESSER III State Reserve Learning Loss	3,156,311.00
6266	Educator Effectiveness, FY 2021-22	4,120,654.23
6300	Lottery : Instructional Materials	88,487.42
6536	Special Ed: Dispute Prevention and Dispute Resolution	.07
6537	Special Ed: Learning Recovery Support	.21
6547	Special Education Early Intervention Preschool Grant	598.00
6762	Arts, Music, and Instructional Materials Discretionary Block Grant	16,488,935.00
7311	Classified School Employee Professional Development Block Grant	84,154.86
7415	Classified School Employee Summer Assistance Program	20.00
7422	In-Person Instruction (IPI) Grant	4,533,479.00
7425	Expanded Learning Opportunities (ELO) Grant	.23
7426	Expanded Learning Opportunities (ELO) Grant: Paraprofessional Staff	.35
7435	Learning Recovery Emergency Block Grant	6,427,252.00
8150	Ongoing & Major Maintenance Account (RMA: Education Code Section 17070.75)	3,820,636.52
9010	Other Restricted Local	1,480,196.87
<b>Total, Restricted Balance</b>		<b>42,980,407.76</b>

Description	Resource Codes	Object Codes	Original Budget (A)	Board Approved Operating Budget (B)	Actuals To Date (C)	Projected Year Totals (D)	Difference (Col B & D) (E)	% Diff Column B & D (F)
<b>A. REVENUES</b>								
1) LCFF Sources		8010-8099	0.00	0.00	0.00	0.00	0.00	0.0%
2) Federal Revenue		8100-8299	0.00	0.00	0.00	0.00	0.00	0.0%
3) Other State Revenue		8300-8599	0.00	0.00	0.00	0.00	0.00	0.0%
4) Other Local Revenue		8600-8799	0.00	0.00	0.00	0.00	0.00	0.0%
5) TOTAL, REVENUES			0.00	0.00	0.00	0.00		
<b>B. EXPENDITURES</b>								
1) Certificated Salaries		1000-1999	0.00	0.00	0.00	0.00	0.00	0.0%
2) Classified Salaries		2000-2999	0.00	0.00	0.00	0.00	0.00	0.0%
3) Employee Benefits		3000-3999	0.00	0.00	0.00	0.00	0.00	0.0%
4) Books and Supplies		4000-4999	0.00	0.00	0.00	0.00	0.00	0.0%
5) Services and Other Operating Expenditures		5000-5999	0.00	0.00	0.00	0.00	0.00	0.0%
6) Capital Outlay		6000-6999	0.00	0.00	0.00	0.00	0.00	0.0%
7) Other Outgo (excluding Transfers of Indirect Costs)		7100-7299, 7400-7499	0.00	0.00	0.00	0.00	0.00	0.0%
8) Other Outgo - Transfers of Indirect Costs		7300-7399	0.00	0.00	0.00	0.00	0.00	0.0%
9) TOTAL, EXPENDITURES			0.00	0.00	0.00	0.00		
<b>C. EXCESS (DEFICIENCY) OF REVENUES OVER EXPENDITURES BEFORE OTHER FINANCING SOURCES AND USES (A5 - B9)</b>			0.00	0.00	0.00	0.00		
<b>D. OTHER FINANCING SOURCES/USES</b>								
1) Interfund Transfers								
a) Transfers In		8900-8929	0.00	0.00	0.00	0.00	0.00	0.0%
b) Transfers Out		7600-7629	0.00	0.00	0.00	0.00	0.00	0.0%
2) Other Sources/Uses								
a) Sources		8930-8979	0.00	0.00	0.00	0.00	0.00	0.0%
b) Uses		7630-7699	0.00	0.00	0.00	0.00	0.00	0.0%
3) Contributions		8980-8999	0.00	0.00	0.00	0.00	0.00	0.0%
4) TOTAL, OTHER FINANCING SOURCES/USES			0.00	0.00	0.00	0.00		
<b>E. NET INCREASE (DECREASE) IN FUND BALANCE (C + D4)</b>			0.00	0.00	0.00	0.00		
<b>F. FUND BALANCE, RESERVES</b>								
1) Beginning Fund Balance								
a) As of July 1 - Unaudited		9791	3,072,780.27	3,072,780.27		3,072,780.27	0.00	0.0%

Description	Resource Codes	Object Codes	Original Budget (A)	Board Approved Operating Budget (B)	Actuals To Date (C)	Projected Year Totals (D)	Difference (Col B & D) (E)	% Diff Column B & D (F)
b) Audit Adjustments		9793	0.00	0.00		0.00	0.00	0.0%
c) As of July 1 - Audited (F1a + F1b)			3,072,780.27	3,072,780.27		3,072,780.27		
d) Other Restatements		9795	0.00	0.00		0.00	0.00	0.0%
e) Adjusted Beginning Balance (F1c + F1d)			3,072,780.27	3,072,780.27		3,072,780.27		
2) Ending Balance, June 30 (E + F1e)			3,072,780.27	3,072,780.27		3,072,780.27		
Components of Ending Fund Balance								
a) Nonspendable								
Revolving Cash		9711	0.00	0.00		0.00		
Stores		9712	0.00	0.00		0.00		
Prepaid Items		9713	0.00	0.00		0.00		
All Others		9719	0.00	0.00		0.00		
b) Restricted		9740	3,072,780.27	3,072,780.27		3,072,780.27		
c) Committed								
Stabilization Arrangements		9750	0.00	0.00		0.00		
Other Commitments		9760	0.00	0.00		0.00		
d) Assigned								
Other Assignments		9780	0.00	0.00		0.00		
e) Unassigned/Unappropriated								
Reserve for Economic Uncertainties		9789	0.00	0.00		0.00		
Unassigned/Unappropriated Amount		9790	0.00	0.00		0.00		
<b>REVENUES</b>								
Sale of Equipment and Supplies		8631	0.00	0.00	0.00	0.00	0.00	0.0%
All Other Sales		8639	0.00	0.00	0.00	0.00	0.00	0.0%
Interest		8660	0.00	0.00	0.00	0.00	0.00	0.0%
Net Increase (Decrease) in the Fair Value of Investments		8662	0.00	0.00	0.00	0.00	0.00	0.0%
All Other Fees and Contracts		8689	0.00	0.00	0.00	0.00	0.00	0.0%
All Other Local Revenue		8699	0.00	0.00	0.00	0.00	0.00	0.0%
TOTAL, REVENUES			0.00	0.00	0.00	0.00		
<b>CERTIFICATED SALARIES</b>								
Certificated Teachers' Salaries		1100	0.00	0.00	0.00	0.00	0.00	0.0%
Certificated Pupil Support Salaries		1200	0.00	0.00	0.00	0.00	0.00	0.0%
Certificated Supervisors' and Administrators' Salaries		1300	0.00	0.00	0.00	0.00	0.00	0.0%
Other Certificated Salaries		1900	0.00	0.00	0.00	0.00	0.00	0.0%
TOTAL, CERTIFICATED SALARIES			0.00	0.00	0.00	0.00	0.00	0.0%
<b>CLASSIFIED SALARIES</b>								
Classified Instructional Salaries		2100	0.00	0.00	0.00	0.00	0.00	0.0%
Classified Support Salaries		2200	0.00	0.00	0.00	0.00	0.00	0.0%
Classified Supervisors' and Administrators' Salaries		2300	0.00	0.00	0.00	0.00	0.00	0.0%
Clerical, Technical and Office Salaries		2400	0.00	0.00	0.00	0.00	0.00	0.0%
Other Classified Salaries		2900	0.00	0.00	0.00	0.00	0.00	0.0%
TOTAL, CLASSIFIED SALARIES			0.00	0.00	0.00	0.00	0.00	0.0%
<b>EMPLOYEE BENEFITS</b>								
STRS		3101-3102	0.00	0.00	0.00	0.00	0.00	0.0%
PERS		3201-3202	0.00	0.00	0.00	0.00	0.00	0.0%

Description	Resource Codes	Object Codes	Original Budget (A)	Board Approved Operating Budget (B)	Actuals To Date (C)	Projected Year Totals (D)	Difference (Col B & D) (E)	% Diff Column B & D (F)
OASDI/Medicare/Alternative		3301-3302	0.00	0.00	0.00	0.00	0.00	0.0%
Health and Welfare Benefits		3401-3402	0.00	0.00	0.00	0.00	0.00	0.0%
Unemployment Insurance		3501-3502	0.00	0.00	0.00	0.00	0.00	0.0%
Workers' Compensation		3601-3602	0.00	0.00	0.00	0.00	0.00	0.0%
OPEB, Allocated		3701-3702	0.00	0.00	0.00	0.00	0.00	0.0%
OPEB, Active Employees		3751-3752	0.00	0.00	0.00	0.00	0.00	0.0%
Other Employee Benefits		3901-3902	0.00	0.00	0.00	0.00	0.00	0.0%
<b>TOTAL, EMPLOYEE BENEFITS</b>			<b>0.00</b>	<b>0.00</b>	<b>0.00</b>	<b>0.00</b>	<b>0.00</b>	<b>0.0%</b>
<b>BOOKS AND SUPPLIES</b>								
Materials and Supplies		4300	0.00	0.00	0.00	0.00	0.00	0.0%
Noncapitalized Equipment		4400	0.00	0.00	0.00	0.00	0.00	0.0%
<b>TOTAL, BOOKS AND SUPPLIES</b>			<b>0.00</b>	<b>0.00</b>	<b>0.00</b>	<b>0.00</b>	<b>0.00</b>	<b>0.0%</b>
<b>SERVICES AND OTHER OPERATING EXPENDITURES</b>								
Subagreements for Services		5100	0.00	0.00	0.00	0.00	0.00	0.0%
Dues and Memberships		5300	0.00	0.00	0.00	0.00	0.00	0.0%
Insurance		5400-5450	0.00	0.00	0.00	0.00	0.00	0.0%
Rentals, Leases, Repairs, and Noncapitalized Improvements		5600	0.00	0.00	0.00	0.00	0.00	0.0%
Transfers of Direct Costs - Interfund		5750	0.00	0.00	0.00	0.00	0.00	0.0%
Professional/Consulting Services and Operating Expenditures		5800	0.00	0.00	0.00	0.00	0.00	0.0%
Communications		5900	0.00	0.00	0.00	0.00	0.00	0.0%
<b>TOTAL, SERVICES AND OTHER OPERATING EXPENDITURES</b>			<b>0.00</b>	<b>0.00</b>	<b>0.00</b>	<b>0.00</b>	<b>0.00</b>	<b>0.0%</b>
<b>CAPITAL OUTLAY</b>								
Equipment		6400	0.00	0.00	0.00	0.00	0.00	0.0%
Equipment Replacement		6500	0.00	0.00	0.00	0.00	0.00	0.0%
Lease Assets		6600	0.00	0.00	0.00	0.00	0.00	0.0%
<b>TOTAL, CAPITAL OUTLAY</b>			<b>0.00</b>	<b>0.00</b>	<b>0.00</b>	<b>0.00</b>	<b>0.00</b>	<b>0.0%</b>
<b>OTHER OUTGO - TRANSFERS OF INDIRECT COSTS</b>								
Transfers of Indirect Costs - Interfund		7350	0.00	0.00	0.00	0.00	0.00	0.0%
<b>TOTAL, OTHER OUTGO - TRANSFERS OF INDIRECT COSTS</b>			<b>0.00</b>	<b>0.00</b>	<b>0.00</b>	<b>0.00</b>	<b>0.00</b>	<b>0.0%</b>
<b>TOTAL, EXPENDITURES</b>			<b>0.00</b>	<b>0.00</b>	<b>0.00</b>	<b>0.00</b>		
<b>INTERFUND TRANSFERS</b>								
<b>INTERFUND TRANSFERS IN</b>								
Other Authorized Interfund Transfers In		8919	0.00	0.00	0.00	0.00	0.00	0.0%
(a) TOTAL, INTERFUND TRANSFERS IN			0.00	0.00	0.00	0.00	0.00	0.0%
<b>INTERFUND TRANSFERS OUT</b>								
Other Authorized Interfund Transfers Out		7619	0.00	0.00	0.00	0.00	0.00	0.0%
(b) TOTAL, INTERFUND TRANSFERS OUT			0.00	0.00	0.00	0.00	0.00	0.0%
<b>OTHER SOURCES/USES</b>								
<b>SOURCES</b>								

Description	Resource Codes	Object Codes	Original Budget (A)	Board Approved Operating Budget (B)	Actuals To Date (C)	Projected Year Totals (D)	Difference (Col B & D) (E)	% Diff Column B & D (F)
Proceeds from Disposal of Capital Assets		8953	0.00	0.00	0.00	0.00	0.00	0.0%
Transfers from Funds of Lapsed/Reorganized LEAs		8965	0.00	0.00	0.00	0.00	0.00	0.0%
Proceeds from Leases		8972	0.00	0.00	0.00	0.00	0.00	0.0%
(c) TOTAL, SOURCES			0.00	0.00	0.00	0.00	0.00	0.0%
<b>USES</b>								
Transfers of Funds from Lapsed/Reorganized LEAs		7651	0.00	0.00	0.00	0.00	0.00	0.0%
(d) TOTAL, USES			0.00	0.00	0.00	0.00	0.00	0.0%
<b>CONTRIBUTIONS</b>								
Contributions from Unrestricted Revenues		8980	0.00	0.00	0.00	0.00	0.00	0.0%
Contributions from Restricted Revenues		8990	0.00	0.00	0.00	0.00	0.00	0.0%
(e) TOTAL, CONTRIBUTIONS			0.00	0.00	0.00	0.00		
TOTAL, OTHER FINANCING SOURCES/USES								
(a - b + c - d + e)			0.00	0.00	0.00	0.00		

Resource	Description	2022-23 Projected Totals
8210	Student Activity Funds	3,072,780.27
Total, Restricted Balance		3,072,780.27



Description	Resource Codes	Object Codes	Original Budget (A)	Board Approved Operating Budget (B)	Actuals To Date (C)	Projected Year Totals (D)	Difference (Col B & D) (E)	% Diff Column B & D (F)
<b>A. REVENUES</b>								
1) LCFF Sources		8010-8099	0.00	0.00	0.00	0.00	0.00	0.0%
2) Federal Revenue		8100-8299	8,812,532.00	2,736,379.00	1,866,477.17	2,736,379.00	0.00	0.0%
3) Other State Revenue		8300-8599	658,406.00	9,870,821.00	4,507,723.02	9,870,821.00	0.00	0.0%
4) Other Local Revenue		8600-8799	56,700.00	0.00	18,567.11	0.00	0.00	0.0%
5) TOTAL, REVENUES			9,527,638.00	12,607,200.00	6,392,767.30	12,607,200.00		
<b>B. EXPENDITURES</b>								
1) Certificated Salaries		1000-1999	0.00	0.00	0.00	0.00	0.00	0.0%
2) Classified Salaries		2000-2999	3,062,310.00	3,500,000.00	1,807,505.50	3,500,000.00	0.00	0.0%
3) Employee Benefits		3000-3999	1,631,541.00	1,900,000.00	988,102.68	1,900,000.00	0.00	0.0%
4) Books and Supplies		4000-4999	4,754,411.00	5,868,589.00	2,579,806.27	5,868,589.00	0.00	0.0%
5) Services and Other Operating Expenditures		5000-5999	326,200.00	556,200.00	125,848.39	556,200.00	0.00	0.0%
6) Capital Outlay		6000-6999	100,000.00	900,000.00	260,991.44	900,000.00	0.00	0.0%
7) Other Outgo (excluding Transfers of Indirect Costs)		7100-7299,7400-7499	0.00	0.00	0.00	0.00	0.00	0.0%
8) Other Outgo - Transfers of Indirect Costs		7300-7399	0.00	0.00	0.00	0.00	0.00	0.0%
9) TOTAL, EXPENDITURES			9,874,462.00	12,724,789.00	5,762,254.28	12,724,789.00		
<b>C. EXCESS (DEFICIENCY) OF REVENUES OVER EXPENDITURES BEFORE OTHER FINANCING SOURCES AND USES (A5 - B9)</b>			(346,824.00)	(117,589.00)	630,513.02	(117,589.00)		
<b>D. OTHER FINANCING SOURCES/USES</b>								
1) Interfund Transfers								
a) Transfers In		8900-8929	0.00	0.00	0.00	0.00	0.00	0.0%
b) Transfers Out		7600-7629	0.00	0.00	0.00	0.00	0.00	0.0%
2) Other Sources/Uses								
a) Sources		8930-8979	0.00	0.00	0.00	0.00	0.00	0.0%
b) Uses		7630-7699	0.00	0.00	0.00	0.00	0.00	0.0%
3) Contributions		8980-8999	0.00	0.00	0.00	0.00	0.00	0.0%
4) TOTAL, OTHER FINANCING SOURCES/USES			0.00	0.00	0.00	0.00		
<b>E. NET INCREASE (DECREASE) IN FUND BALANCE (C + D4)</b>			(346,824.00)	(117,589.00)	630,513.02	(117,589.00)		
<b>F. FUND BALANCE, RESERVES</b>								
1) Beginning Fund Balance								
a) As of July 1 - Unaudited		9791	2,767,732.83	2,767,732.83		2,767,732.83	0.00	0.0%
b) Audit Adjustments		9793	0.00	0.00		0.00	0.00	0.0%
c) As of July 1 - Audited (F1a + F1b)			2,767,732.83	2,767,732.83		2,767,732.83		
d) Other Restatements		9795	0.00	0.00		0.00	0.00	0.0%
e) Adjusted Beginning Balance (F1c + F1d)			2,767,732.83	2,767,732.83		2,767,732.83		
2) Ending Balance, June 30 (E + F1e)			2,420,908.83	2,650,143.83		2,650,143.83		
Components of Ending Fund Balance								
a) Nonspendable								
Revolving Cash		9711	0.00	0.00		0.00		
Stores		9712	0.00	0.00		0.00		
Prepaid Items		9713	0.00	0.00		0.00		
All Others		9719	0.00	0.00		0.00		
b) Restricted		9740	2,420,908.83	2,650,143.83		2,650,143.83		
c) Committed								

Description	Resource Codes	Object Codes	Original Budget (A)	Board Approved Operating Budget (B)	Actuals To Date (C)	Projected Year Totals (D)	Difference (Col B & D) (E)	% Diff Column B & D (F)
Stabilization Arrangements		9750	0.00	0.00		0.00		
Other Commitments		9760	0.00	0.00		0.00		
d) Assigned								
Other Assignments		9780	0.00	0.00		0.00		
e) Unassigned/Unappropriated								
Reserve for Economic Uncertainties		9789	0.00	0.00		0.00		
Unassigned/Unappropriated Amount		9790	0.00	0.00		0.00		
<b>FEDERAL REVENUE</b>								
Child Nutrition Programs		8220	8,812,532.00	2,736,379.00	1,866,477.17	2,736,379.00	0.00	0.0%
Donated Food Commodities		8221	0.00	0.00	0.00	0.00	0.00	0.0%
All Other Federal Revenue		8290	0.00	0.00	0.00	0.00	0.00	0.0%
TOTAL, FEDERAL REVENUE			8,812,532.00	2,736,379.00	1,866,477.17	2,736,379.00	0.00	0.0%
<b>OTHER STATE REVENUE</b>								
Child Nutrition Programs		8520	658,406.00	9,870,821.00	4,507,723.02	9,870,821.00	0.00	0.0%
All Other State Revenue		8590	0.00	0.00	0.00	0.00	0.00	0.0%
TOTAL, OTHER STATE REVENUE			658,406.00	9,870,821.00	4,507,723.02	9,870,821.00	0.00	0.0%
<b>OTHER LOCAL REVENUE</b>								
<b>Sales</b>								
Sale of Equipment/Supplies		8631	0.00	0.00	0.00	0.00	0.00	0.0%
Food Service Sales		8634	56,700.00	0.00	0.00	0.00	0.00	0.0%
Leases and Rentals		8650	0.00	0.00	0.00	0.00	0.00	0.0%
Interest		8660	0.00	0.00	14,650.00	0.00	0.00	0.0%
Net Increase (Decrease) in the Fair Value of Investments		8662	0.00	0.00	0.00	0.00	0.00	0.0%
Fees and Contracts								
Interagency Services		8677	0.00	0.00	0.00	0.00	0.00	0.0%
Other Local Revenue								
All Other Local Revenue		8699	0.00	0.00	3,917.11	0.00	0.00	0.0%
TOTAL, OTHER LOCAL REVENUE			56,700.00	0.00	18,567.11	0.00	0.00	0.0%
TOTAL, REVENUES			9,527,638.00	12,607,200.00	6,392,767.30	12,607,200.00		
<b>CERTIFICATED SALARIES</b>								
Certificated Supervisors' and Administrators' Salaries		1300	0.00	0.00	0.00	0.00	0.00	0.0%
Other Certificated Salaries		1900	0.00	0.00	0.00	0.00	0.00	0.0%
TOTAL, CERTIFICATED SALARIES			0.00	0.00	0.00	0.00	0.00	0.0%
<b>CLASSIFIED SALARIES</b>								
Classified Support Salaries		2200	2,681,616.00	3,119,306.00	1,554,567.68	3,119,306.00	0.00	0.0%
Classified Supervisors' and Administrators' Salaries		2300	315,694.00	315,694.00	205,028.09	315,694.00	0.00	0.0%
Clerical, Technical and Office Salaries		2400	65,000.00	65,000.00	47,909.73	65,000.00	0.00	0.0%
Other Classified Salaries		2900	0.00	0.00	0.00	0.00	0.00	0.0%
TOTAL, CLASSIFIED SALARIES			3,062,310.00	3,500,000.00	1,807,505.50	3,500,000.00	0.00	0.0%
<b>EMPLOYEE BENEFITS</b>								
STRS		3101-3102	0.00	0.00	0.00	0.00	0.00	0.0%
PERS		3201-3202	546,404.00	814,863.00	376,805.73	814,863.00	0.00	0.0%
OASDI/Medicare/Alternative		3301-3302	230,426.00	230,426.00	141,809.53	230,426.00	0.00	0.0%
Health and Welfare Benefits		3401-3402	558,722.00	558,722.00	322,845.15	558,722.00	0.00	0.0%

Description	Resource Codes	Object Codes	Original Budget (A)	Board Approved Operating Budget (B)	Actuals To Date (C)	Projected Year Totals (D)	Difference (Col B & D) (E)	% Diff Column B & D (F)
Unemployment Insurance		3501-3502	24,738.00	24,738.00	9,397.61	24,738.00	0.00	0.0%
Workers' Compensation		3601-3602	69,713.00	69,713.00	38,809.99	69,713.00	0.00	0.0%
OPEB, Allocated		3701-3702	60,959.00	60,959.00	32,164.06	60,959.00	0.00	0.0%
OPEB, Active Employees		3751-3752	7,304.00	7,304.00	0.00	7,304.00	0.00	0.0%
Other Employee Benefits		3901-3902	133,275.00	133,275.00	66,270.61	133,275.00	0.00	0.0%
<b>TOTAL, EMPLOYEE BENEFITS</b>			<b>1,631,541.00</b>	<b>1,900,000.00</b>	<b>988,102.68</b>	<b>1,900,000.00</b>	<b>0.00</b>	<b>0.0%</b>
<b>BOOKS AND SUPPLIES</b>								
Books and Other Reference Materials		4200	0.00	0.00	0.00	0.00	0.00	0.0%
Materials and Supplies		4300	454,411.00	584,411.00	301,037.18	584,411.00	0.00	0.0%
Noncapitalized Equipment		4400	100,000.00	250,000.00	118,780.42	250,000.00	0.00	0.0%
Food		4700	4,200,000.00	5,034,178.00	2,159,988.67	5,034,178.00	0.00	0.0%
<b>TOTAL, BOOKS AND SUPPLIES</b>			<b>4,754,411.00</b>	<b>5,868,589.00</b>	<b>2,579,806.27</b>	<b>5,868,589.00</b>	<b>0.00</b>	<b>0.0%</b>
<b>SERVICES AND OTHER OPERATING EXPENDITURES</b>								
Subagreements for Services		5100	0.00	0.00	0.00	0.00	0.00	0.0%
Travel and Conferences		5200	11,000.00	11,000.00	1,683.99	11,000.00	0.00	0.0%
Dues and Memberships		5300	1,000.00	1,000.00	767.50	1,000.00	0.00	0.0%
Insurance		5400-5450	0.00	0.00	0.00	0.00	0.00	0.0%
Operations and Housekeeping Services		5500	0.00	0.00	0.00	0.00	0.00	0.0%
Rentals, Leases, Repairs, and Noncapitalized Improvements		5600	25,000.00	155,000.00	41,092.40	155,000.00	0.00	0.0%
Transfers of Direct Costs		5710	0.00	0.00	0.00	0.00	0.00	0.0%
Transfers of Direct Costs - Interfund		5750	21,700.00	21,700.00	659.26	21,700.00	0.00	0.0%
Professional/Consulting Services and Operating Expenditures		5800	267,500.00	367,500.00	81,645.24	367,500.00	0.00	0.0%
Communications		5900	0.00	0.00	0.00	0.00	0.00	0.0%
<b>TOTAL, SERVICES AND OTHER OPERATING EXPENDITURES</b>			<b>326,200.00</b>	<b>556,200.00</b>	<b>125,848.39</b>	<b>556,200.00</b>	<b>0.00</b>	<b>0.0%</b>
<b>CAPITAL OUTLAY</b>								
Buildings and Improvements of Buildings		6200	0.00	0.00	0.00	0.00	0.00	0.0%
Equipment		6400	100,000.00	900,000.00	260,991.44	900,000.00	0.00	0.0%
Equipment Replacement		6500	0.00	0.00	0.00	0.00	0.00	0.0%
Lease Assets		6600	0.00	0.00	0.00	0.00	0.00	0.0%
<b>TOTAL, CAPITAL OUTLAY</b>			<b>100,000.00</b>	<b>900,000.00</b>	<b>260,991.44</b>	<b>900,000.00</b>	<b>0.00</b>	<b>0.0%</b>
<b>OTHER OUTGO (excluding Transfers of Indirect Costs)</b>								
Debt Service								
Debt Service - Interest		7438	0.00	0.00	0.00	0.00	0.00	0.0%
Other Debt Service - Principal		7439	0.00	0.00	0.00	0.00	0.00	0.0%
<b>TOTAL, OTHER OUTGO (excluding Transfers of Indirect Costs)</b>			<b>0.00</b>	<b>0.00</b>	<b>0.00</b>	<b>0.00</b>	<b>0.00</b>	<b>0.0%</b>
<b>OTHER OUTGO - TRANSFERS OF INDIRECT COSTS</b>								
Transfers of Indirect Costs - Interfund		7350	0.00	0.00	0.00	0.00	0.00	0.0%
<b>TOTAL, OTHER OUTGO - TRANSFERS OF INDIRECT COSTS</b>			<b>0.00</b>	<b>0.00</b>	<b>0.00</b>	<b>0.00</b>	<b>0.00</b>	<b>0.0%</b>
<b>TOTAL, EXPENDITURES</b>			<b>9,874,462.00</b>	<b>12,724,789.00</b>	<b>5,762,254.28</b>	<b>12,724,789.00</b>		
<b>INTERFUND TRANSFERS</b>								
<b>INTERFUND TRANSFERS IN</b>								

Description	Resource Codes	Object Codes	Original Budget (A)	Board Approved Operating Budget (B)	Actuals To Date (C)	Projected Year Totals (D)	Difference (Col B & D) (E)	% Diff Column B & D (F)
From: General Fund		8916	0.00	0.00	0.00	0.00	0.00	0.0%
Other Authorized Interfund Transfers In		8919	0.00	0.00	0.00	0.00	0.00	0.0%
(a) TOTAL, INTERFUND TRANSFERS IN			0.00	0.00	0.00	0.00	0.00	0.0%
<b>INTERFUND TRANSFERS OUT</b>								
Other Authorized Interfund Transfers Out		7619	0.00	0.00	0.00	0.00	0.00	0.0%
(b) TOTAL, INTERFUND TRANSFERS OUT			0.00	0.00	0.00	0.00	0.00	0.0%
<b>OTHER SOURCES/USES</b>								
<b>SOURCES</b>								
Other Sources								
Transfers from Funds of Lapsed/Reorganized LEAs		8965	0.00	0.00	0.00	0.00	0.00	0.0%
Long-Term Debt Proceeds								
Proceeds from Leases		8972	0.00	0.00	0.00	0.00	0.00	0.0%
All Other Financing Sources		8979	0.00	0.00	0.00	0.00	0.00	0.0%
(c) TOTAL, SOURCES			0.00	0.00	0.00	0.00	0.00	0.0%
<b>USES</b>								
Transfers of Funds from Lapsed/Reorganized LEAs		7651	0.00	0.00	0.00	0.00	0.00	0.0%
All Other Financing Uses		7699	0.00	0.00	0.00	0.00	0.00	0.0%
(d) TOTAL, USES			0.00	0.00	0.00	0.00	0.00	0.0%
<b>CONTRIBUTIONS</b>								
Contributions from Unrestricted Revenues		8980	0.00	0.00	0.00	0.00	0.00	0.0%
Contributions from Restricted Revenues		8990	0.00	0.00	0.00	0.00	0.00	0.0%
(e) TOTAL, CONTRIBUTIONS			0.00	0.00	0.00	0.00	0.00	0.0%
<b>TOTAL, OTHER FINANCING SOURCES/USES</b>								
(a - b + c - d + e)			0.00	0.00	0.00	0.00		

Resource	Description	2022-23 Projected Totals
5310	Child Nutrition: School Programs (e.g., School Lunch, School Breakfast, Milk, Pregnant & Lactating Students)	2,648,810.41
5465	Child Nutrition: SNP COVID-19 Emergency Operational Costs Reimbursement (ECR)	1,333.42
Total, Restricted Balance		2,650,143.83

Description	Resource Codes	Object Codes	Original Budget (A)	Board Approved Operating Budget (B)	Actuals To Date (C)	Projected Year Totals (D)	Difference (Col B & D) (E)	% Diff Column B & D (F)
<b>A. REVENUES</b>								
1) LCFF Sources		8010-8099	0.00	0.00	0.00	0.00	0.00	0.0%
2) Federal Revenue		8100-8299	0.00	0.00	0.00	0.00	0.00	0.0%
3) Other State Revenue		8300-8599	0.00	0.00	0.00	0.00	0.00	0.0%
4) Other Local Revenue		8600-8799	100,000.00	100,000.00	94,671.89	100,000.00	0.00	0.0%
5) TOTAL, REVENUES			100,000.00	100,000.00	94,671.89	100,000.00		
<b>B. EXPENDITURES</b>								
1) Certificated Salaries		1000-1999	0.00	0.00	0.00	0.00	0.00	0.0%
2) Classified Salaries		2000-2999	0.00	0.00	0.00	0.00	0.00	0.0%
3) Employee Benefits		3000-3999	0.00	0.00	0.00	0.00	0.00	0.0%
4) Books and Supplies		4000-4999	0.00	0.00	0.00	0.00	0.00	0.0%
5) Services and Other Operating Expenditures		5000-5999	0.00	0.00	0.00	0.00	0.00	0.0%
6) Capital Outlay		6000-6999	0.00	0.00	0.00	0.00	0.00	0.0%
7) Other Outgo (excluding Transfers of Indirect Costs)		7100-7299,7400-7499	0.00	0.00	0.00	0.00	0.00	0.0%
8) Other Outgo - Transfers of Indirect Costs		7300-7399	0.00	0.00	0.00	0.00	0.00	0.0%
9) TOTAL, EXPENDITURES			0.00	0.00	0.00	0.00		
<b>C. EXCESS (DEFICIENCY) OF REVENUES OVER EXPENDITURES BEFORE OTHER FINANCING SOURCES AND USES (A5 - B9)</b>			100,000.00	100,000.00	94,671.89	100,000.00		
<b>D. OTHER FINANCING SOURCES/USES</b>								
1) Interfund Transfers								
a) Transfers In		8900-8929	0.00	0.00	0.00	0.00	0.00	0.0%
b) Transfers Out		7600-7629	0.00	0.00	0.00	0.00	0.00	0.0%
2) Other Sources/Uses								
a) Sources		8930-8979	0.00	0.00	0.00	0.00	0.00	0.0%
b) Uses		7630-7699	0.00	0.00	0.00	0.00	0.00	0.0%
3) Contributions		8980-8999	0.00	0.00	0.00	0.00	0.00	0.0%
4) TOTAL, OTHER FINANCING SOURCES/USES			0.00	0.00	0.00	0.00		
<b>E. NET INCREASE (DECREASE) IN FUND BALANCE (C + D4)</b>			100,000.00	100,000.00	94,671.89	100,000.00		
<b>F. FUND BALANCE, RESERVES</b>								
1) Beginning Fund Balance								
a) As of July 1 - Unaudited		9791	16,404,128.22	16,404,128.22		16,404,128.22	0.00	0.0%
b) Audit Adjustments		9793	0.00	0.00		0.00	0.00	0.0%
c) As of July 1 - Audited (F1a + F1b)			16,404,128.22	16,404,128.22		16,404,128.22		
d) Other Restatements		9795	0.00	0.00		0.00	0.00	0.0%
e) Adjusted Beginning Balance (F1c + F1d)			16,404,128.22	16,404,128.22		16,404,128.22		
2) Ending Balance, June 30 (E + F1e)			16,504,128.22	16,504,128.22		16,504,128.22		
Components of Ending Fund Balance								
a) Nonspendable								
Revolving Cash		9711	0.00	0.00		0.00		
Stores		9712	0.00	0.00		0.00		
Prepaid Items		9713	0.00	0.00		0.00		
All Others		9719	0.00	0.00		0.00		
b) Restricted		9740	0.00	0.00		0.00		
c) Committed								

Description	Resource Codes	Object Codes	Original Budget (A)	Board Approved Operating Budget (B)	Actuals To Date (C)	Projected Year Totals (D)	Difference (Col B & D) (E)	% Diff Column B & D (F)
Stabilization Arrangements		9750	0.00	0.00		0.00		
Other Commitments		9760	0.00	0.00		0.00		
d) Assigned								
Other Assignments		9780	4,533,562.22	3,211,160.22		2,944,661.22		
Declining Enrollment	0000	9780		3,211,160.22				
Declining Enrollment	0000	9780	4,533,562.22					
Declining Enrollment	0000	9780				2,944,661.22		
e) Unassigned/Unappropriated								
Reserve for Economic Uncertainties		9789	11,970,566.00	13,292,968.00		13,559,467.00		
Unassigned/Unappropriated Amount		9790	0.00	0.00		0.00		
<b>OTHER LOCAL REVENUE</b>								
Sales								
Sale of Equipment/Supplies		8631	0.00	0.00	0.00	0.00	0.00	0.0%
Interest		8660	100,000.00	100,000.00	94,671.89	100,000.00	0.00	0.0%
Net Increase (Decrease) in the Fair Value of Investments		8662	0.00	0.00	0.00	0.00	0.00	0.0%
TOTAL, OTHER LOCAL REVENUE			100,000.00	100,000.00	94,671.89	100,000.00	0.00	0.0%
TOTAL, REVENUES			100,000.00	100,000.00	94,671.89	100,000.00		
<b>INTERFUND TRANSFERS</b>								
<b>INTERFUND TRANSFERS IN</b>								
From: General Fund/CSSF		8912	0.00	0.00	0.00	0.00	0.00	0.0%
Other Authorized Interfund Transfers In		8919	0.00	0.00	0.00	0.00	0.00	0.0%
(a) TOTAL, INTERFUND TRANSFERS IN			0.00	0.00	0.00	0.00	0.00	0.0%
<b>INTERFUND TRANSFERS OUT</b>								
To: General Fund/CSSF		7612	0.00	0.00	0.00	0.00	0.00	0.0%
To: State School Building Fund/County School Facilities Fund		7613	0.00	0.00	0.00	0.00	0.00	0.0%
Other Authorized Interfund Transfers Out		7619	0.00	0.00	0.00	0.00	0.00	0.0%
(b) TOTAL, INTERFUND TRANSFERS OUT			0.00	0.00	0.00	0.00	0.00	0.0%
<b>OTHER SOURCES/USES</b>								
<b>SOURCES</b>								
Other Sources								
Transfers from Funds of Lapsed/Reorganized LEAs		8965	0.00	0.00	0.00	0.00	0.00	0.0%
(c) TOTAL, SOURCES			0.00	0.00	0.00	0.00	0.00	0.0%
<b>USES</b>								
Transfers of Funds from Lapsed/Reorganized LEAs		7651	0.00	0.00	0.00	0.00	0.00	0.0%
(d) TOTAL, USES			0.00	0.00	0.00	0.00	0.00	0.0%
<b>CONTRIBUTIONS</b>								
Contributions from Restricted Revenues		8990	0.00	0.00	0.00	0.00	0.00	0.0%
(e) TOTAL, CONTRIBUTIONS			0.00	0.00	0.00	0.00	0.00	0.0%
TOTAL, OTHER FINANCING SOURCES/USES (a - b + c - d + e)			0.00	0.00	0.00	0.00		

Resource	Description	2022-23 Projected Totals
Total, Restricted Balance		0.00



Description	Resource Codes	Object Codes	Original Budget (A)	Board Approved Operating Budget (B)	Actuals To Date (C)	Projected Year Totals (D)	Difference (Col B & D) (E)	% Diff Column B & D (F)
<b>A. REVENUES</b>								
1) LCFF Sources		8010-8099	0.00	0.00	0.00	0.00	0.00	0.0%
2) Federal Revenue		8100-8299	0.00	0.00	0.00	0.00	0.00	0.0%
3) Other State Revenue		8300-8599	0.00	0.00	0.00	0.00	0.00	0.0%
4) Other Local Revenue		8600-8799	1,136,200.00	1,136,200.00	322,808.41	1,209,730.00	73,530.00	6.5%
5) TOTAL, REVENUES			1,136,200.00	1,136,200.00	322,808.41	1,209,730.00		
<b>B. EXPENDITURES</b>								
1) Certificated Salaries		1000-1999	0.00	0.00	0.00	0.00	0.00	0.0%
2) Classified Salaries		2000-2999	868,593.00	919,886.00	557,677.54	931,274.00	(11,388.00)	-1.2%
3) Employee Benefits		3000-3999	478,011.00	507,698.00	288,211.08	509,398.00	(1,700.00)	-0.3%
4) Books and Supplies		4000-4999	824,514.00	2,399,498.00	744,394.74	2,408,605.00	(9,107.00)	-0.4%
5) Services and Other Operating Expenditures		5000-5999	2,265,337.00	2,429,269.00	767,231.21	3,624,775.00	(1,195,506.00)	-49.2%
6) Capital Outlay		6000-6999	23,262,405.00	24,053,703.00	6,945,974.73	24,323,625.00	(269,922.00)	-1.1%
7) Other Outgo (excluding Transfers of Indirect Costs)		7100-7299, 7400-7499	0.00	0.00	0.00	0.00	0.00	0.0%
8) Other Outgo - Transfers of Indirect Costs		7300-7399	0.00	0.00	0.00	0.00	0.00	0.0%
9) TOTAL, EXPENDITURES			27,698,860.00	30,310,054.00	9,303,489.30	31,797,677.00		
<b>C. EXCESS (DEFICIENCY) OF REVENUES OVER EXPENDITURES BEFORE OTHER FINANCING SOURCES AND USES (A5 - B9)</b>			(26,562,660.00)	(29,173,854.00)	(8,980,680.89)	(30,587,947.00)		
<b>D. OTHER FINANCING SOURCES/USES</b>								
1) Interfund Transfers								
a) Transfers In		8900-8929	0.00	3,602,868.00	3,602,868.00	12,167,988.00	8,565,120.00	237.7%
b) Transfers Out		7600-7629	0.00	0.00	0.00	0.00	0.00	0.0%
2) Other Sources/Uses								
a) Sources		8930-8979	0.00	0.00	0.00	0.00	0.00	0.0%
b) Uses		7630-7699	0.00	0.00	0.00	0.00	0.00	0.0%
3) Contributions		8980-8999	0.00	0.00	0.00	0.00	0.00	0.0%
4) TOTAL, OTHER FINANCING SOURCES/USES			0.00	3,602,868.00	3,602,868.00	12,167,988.00		
<b>E. NET INCREASE (DECREASE) IN FUND BALANCE (C + D4)</b>			(26,562,660.00)	(25,570,986.00)	(5,377,812.89)	(18,419,959.00)		
<b>F. FUND BALANCE, RESERVES</b>								
1) Beginning Fund Balance								
a) As of July 1 - Unaudited		9791	53,024,891.55	53,024,891.55		53,024,891.55	0.00	0.0%
b) Audit Adjustments		9793	0.00	0.00		0.00	0.00	0.0%
c) As of July 1 - Audited (F1a + F1b)			53,024,891.55	53,024,891.55		53,024,891.55		
d) Other Restatements		9795	0.00	0.00		0.00	0.00	0.0%
e) Adjusted Beginning Balance (F1c + F1d)			53,024,891.55	53,024,891.55		53,024,891.55		
2) Ending Balance, June 30 (E + F1e)			26,462,231.55	27,453,905.55		34,604,932.55		
Components of Ending Fund Balance								
a) Nonspendable								
Revolving Cash		9711	0.00	0.00		0.00		
Stores		9712	0.00	0.00		0.00		

Description	Resource Codes	Object Codes	Original Budget (A)	Board Approved Operating Budget (B)	Actuals To Date (C)	Projected Year Totals (D)	Difference (Col B & D) (E)	% Diff Column B & D (F)
Prepaid Items		9713	0.00	0.00		0.00		
All Others		9719	0.00	0.00		0.00		
b) Legally Restricted Balance		9740	26,462,231.55	27,453,905.55		34,604,932.55		
c) Committed								
Stabilization Arrangements		9750	0.00	0.00		0.00		
Other Commitments		9760	0.00	0.00		0.00		
d) Assigned								
Other Assignments		9780	0.00	0.00		0.00		
e) Unassigned/Unappropriated								
Reserve for Economic Uncertainties		9789	0.00	0.00		0.00		
Unassigned/Unappropriated Amount		9790	0.00	0.00		0.00		
<b>FEDERAL REVENUE</b>								
FEMA		8281	0.00	0.00	0.00	0.00	0.00	0.0%
All Other Federal Revenue		8290	0.00	0.00	0.00	0.00	0.00	0.0%
TOTAL, FEDERAL REVENUE			0.00	0.00	0.00	0.00	0.00	0.0%
<b>OTHER STATE REVENUE</b>								
Tax Relief Subventions								
Restricted Levies - Other								
Homeowners' Exemptions		8575	0.00	0.00	0.00	0.00	0.00	0.0%
Other Subventions/In-Lieu Taxes		8576	0.00	0.00	0.00	0.00	0.00	0.0%
All Other State Revenue		8590	0.00	0.00	0.00	0.00	0.00	0.0%
TOTAL, OTHER STATE REVENUE			0.00	0.00	0.00	0.00	0.00	0.0%
<b>OTHER LOCAL REVENUE</b>								
County and District Taxes								
Other Restricted Levies								
Secured Roll		8615	0.00	0.00	0.00	0.00	0.00	0.0%
Unsecured Roll		8616	0.00	0.00	0.00	0.00	0.00	0.0%
Prior Years' Taxes		8617	0.00	0.00	0.00	0.00	0.00	0.0%
Supplemental Taxes		8618	0.00	0.00	0.00	0.00	0.00	0.0%
Non-Ad Valorem Taxes								
Parcel Taxes		8621	0.00	0.00	0.00	0.00	0.00	0.0%
Other		8622	0.00	0.00	0.00	0.00	0.00	0.0%
Community Redevelopment Funds Not Subject to LCFF Deduction		8625	900,000.00	900,000.00	0.00	900,000.00	0.00	0.0%
Penalties and Interest from Delinquent Non-LCFF Taxes		8629	0.00	0.00	0.00	0.00	0.00	0.0%
Sales								
Sale of Equipment/Supplies		8631	0.00	0.00	0.00	0.00	0.00	0.0%
Leases and Rentals		8650	0.00	0.00	0.00	0.00	0.00	0.0%
Interest		8660	235,000.00	235,000.00	322,808.41	308,530.00	73,530.00	31.3%
Net Increase (Decrease) in the Fair Value of Investments		8662	0.00	0.00	0.00	0.00	0.00	0.0%
Other Local Revenue								
All Other Local Revenue		8699	1,200.00	1,200.00	0.00	1,200.00	0.00	0.0%
All Other Transfers In from All Others		8799	0.00	0.00	0.00	0.00	0.00	0.0%
TOTAL, OTHER LOCAL REVENUE			1,136,200.00	1,136,200.00	322,808.41	1,209,730.00	73,530.00	6.5%
<b>TOTAL, REVENUES</b>			<b>1,136,200.00</b>	<b>1,136,200.00</b>	<b>322,808.41</b>	<b>1,209,730.00</b>		

Description	Resource Codes	Object Codes	Original Budget (A)	Board Approved Operating Budget (B)	Actuals To Date (C)	Projected Year Totals (D)	Difference (Col B & D) (E)	% Diff Column B & D (F)
<b>CLASSIFIED SALARIES</b>								
Classified Support Salaries		2200	0.00	127.00	126.58	127.00	0.00	0.0%
Classified Supervisors' and Administrators' Salaries		2300	147,052.00	153,356.00	89,457.34	153,356.00	0.00	0.0%
Clerical, Technical and Office Salaries		2400	313,153.00	340,841.00	214,420.98	348,429.00	(7,588.00)	-2.2%
Other Classified Salaries		2900	408,388.00	425,562.00	253,672.64	429,362.00	(3,800.00)	-0.9%
TOTAL, CLASSIFIED SALARIES			868,593.00	919,886.00	557,677.54	931,274.00	(11,388.00)	-1.2%
<b>EMPLOYEE BENEFITS</b>								
STRS		3101-3102	0.00	0.00	0.00	0.00	0.00	0.0%
PERS		3201-3202	220,938.00	229,009.00	132,250.44	230,257.00	(1,248.00)	-0.5%
OASDI/Medicare/Alternative		3301-3302	58,889.00	69,516.00	38,581.65	69,676.00	(160.00)	-0.2%
Health and Welfare Benefits		3401-3402	165,742.00	176,686.00	103,081.22	176,686.00	0.00	0.0%
Unemployment Insurance		3501-3502	4,333.00	4,591.00	2,788.38	4,648.00	(57.00)	-1.2%
Workers' Compensation		3601-3602	19,402.00	19,189.00	11,509.39	19,424.00	(235.00)	-1.2%
OPEB, Allocated		3701-3702	7,775.00	7,775.00	0.00	7,775.00	0.00	0.0%
OPEB, Active Employees		3751-3752	932.00	932.00	0.00	932.00	0.00	0.0%
Other Employee Benefits		3901-3902	0.00	0.00	0.00	0.00	0.00	0.0%
TOTAL, EMPLOYEE BENEFITS			478,011.00	507,698.00	288,211.08	509,398.00	(1,700.00)	-0.3%
<b>BOOKS AND SUPPLIES</b>								
Books and Other Reference Materials		4200	0.00	0.00	0.00	0.00	0.00	0.0%
Materials and Supplies		4300	2,200.00	154,226.00	90,010.12	160,323.00	(6,097.00)	-4.0%
Noncapitalized Equipment		4400	822,314.00	2,245,272.00	654,384.62	2,248,282.00	(3,010.00)	-0.1%
TOTAL, BOOKS AND SUPPLIES			824,514.00	2,399,498.00	744,394.74	2,408,605.00	(9,107.00)	-0.4%
<b>SERVICES AND OTHER OPERATING EXPENDITURES</b>								
Subagreements for Services		5100	0.00	0.00	0.00	0.00	0.00	0.0%
Travel and Conferences		5200	8,000.00	8,000.00	832.91	8,000.00	0.00	0.0%
Insurance		5400-5450	0.00	0.00	0.00	0.00	0.00	0.0%
Operations and Housekeeping Services		5500	0.00	0.00	0.00	0.00	0.00	0.0%
Rentals, Leases, Repairs, and Noncapitalized Improvements		5600	807,339.00	679,511.00	160,143.28	761,274.00	(81,763.00)	-12.0%
Transfers of Direct Costs		5710	0.00	0.00	0.00	0.00	0.00	0.0%
Transfers of Direct Costs - Interfund		5750	0.00	0.00	0.00	0.00	0.00	0.0%
Professional/Consulting Services and Operating Expenditures		5800	1,449,698.00	1,741,374.00	606,193.68	2,855,117.00	(1,113,743.00)	-64.0%
Communications		5900	300.00	384.00	61.34	384.00	0.00	0.0%
TOTAL, SERVICES AND OTHER OPERATING EXPENDITURES			2,265,337.00	2,429,269.00	767,231.21	3,624,775.00	(1,195,506.00)	-49.2%
<b>CAPITAL OUTLAY</b>								
Land		6100	800,000.00	301,292.00	6,000.00	57,664.00	243,628.00	80.9%
Land Improvements		6170	6,991,296.00	8,103,397.00	2,993,992.02	8,257,850.00	(154,453.00)	-1.9%
Buildings and Improvements of Buildings		6200	15,471,109.00	15,321,883.00	3,918,299.00	15,680,980.00	(359,097.00)	-2.3%
Books and Media for New School Libraries or Major Expansion of School Libraries		6300	0.00	0.00	0.00	0.00	0.00	0.0%
Equipment		6400	0.00	327,131.00	27,683.71	327,131.00	0.00	0.0%
Equipment Replacement		6500	0.00	0.00	0.00	0.00	0.00	0.0%
Lease Assets		6600	0.00	0.00	0.00	0.00	0.00	0.0%
TOTAL, CAPITAL OUTLAY			23,262,405.00	24,053,703.00	6,945,974.73	24,323,625.00	(269,922.00)	-1.1%

Description	Resource Codes	Object Codes	Original Budget (A)	Board Approved Operating Budget (B)	Actuals To Date (C)	Projected Year Totals (D)	Difference (Col B & D) (E)	% Diff Column B & D (F)
<b>OTHER OUTGO (excluding Transfers of Indirect Costs)</b>								
Other Transfers Out								
All Other Transfers Out to All Others		7299	0.00	0.00	0.00	0.00	0.00	0.0%
Debt Service								
Repayment of State School Building Fund Aid - Proceeds from Bonds		7435	0.00	0.00	0.00	0.00	0.00	0.0%
Debt Service - Interest		7438	0.00	0.00	0.00	0.00	0.00	0.0%
Other Debt Service - Principal		7439	0.00	0.00	0.00	0.00	0.00	0.0%
TOTAL, OTHER OUTGO (excluding Transfers of Indirect Costs)			0.00	0.00	0.00	0.00	0.00	0.0%
TOTAL, EXPENDITURES			27,698,860.00	30,310,054.00	9,303,489.30	31,797,677.00		
<b>INTERFUND TRANSFERS</b>								
<b>INTERFUND TRANSFERS IN</b>								
Other Authorized Interfund Transfers In		8919	0.00	3,602,868.00	3,602,868.00	12,167,988.00	8,565,120.00	237.7%
(a) TOTAL, INTERFUND TRANSFERS IN			0.00	3,602,868.00	3,602,868.00	12,167,988.00	8,565,120.00	237.7%
<b>INTERFUND TRANSFERS OUT</b>								
To: State School Building Fund/County School Facilities Fund		7613	0.00	0.00	0.00	0.00	0.00	0.0%
Other Authorized Interfund Transfers Out		7619	0.00	0.00	0.00	0.00	0.00	0.0%
(b) TOTAL, INTERFUND TRANSFERS OUT			0.00	0.00	0.00	0.00	0.00	0.0%
<b>OTHER SOURCES/USES</b>								
<b>SOURCES</b>								
Proceeds								
Proceeds from Sale of Bonds		8951	0.00	0.00	0.00	0.00	0.00	0.0%
Proceeds from Sale/Lease-Purchase of Land/Buildings		8953	0.00	0.00	0.00	0.00	0.00	0.0%
Other Sources								
County School Building Aid		8961	0.00	0.00	0.00	0.00	0.00	0.0%
Transfers from Funds of Lapsed/Reorganized LEAs		8965	0.00	0.00	0.00	0.00	0.00	0.0%
Long-Term Debt Proceeds								
Proceeds from Certificates of Participation		8971	0.00	0.00	0.00	0.00	0.00	0.0%
Proceeds from Leases		8972	0.00	0.00	0.00	0.00	0.00	0.0%
Proceeds from Lease Revenue Bonds		8973	0.00	0.00	0.00	0.00	0.00	0.0%
All Other Financing Sources		8979	0.00	0.00	0.00	0.00	0.00	0.0%
(c) TOTAL, SOURCES			0.00	0.00	0.00	0.00	0.00	0.0%
<b>USES</b>								
Transfers of Funds from Lapsed/Reorganized LEAs		7651	0.00	0.00	0.00	0.00	0.00	0.0%
All Other Financing Uses		7699	0.00	0.00	0.00	0.00	0.00	0.0%
(d) TOTAL, USES			0.00	0.00	0.00	0.00	0.00	0.0%
<b>CONTRIBUTIONS</b>								
Contributions from Unrestricted Revenues		8980	0.00	0.00	0.00	0.00	0.00	0.0%
Contributions from Restricted Revenues		8990	0.00	0.00	0.00	0.00	0.00	0.0%

Description	Resource Codes	Object Codes	Original Budget (A)	Board Approved Operating Budget (B)	Actuals To Date (C)	Projected Year Totals (D)	Difference (Col B & D) (E)	% Diff Column B & D (F)
(e) TOTAL, CONTRIBUTIONS			0.00	0.00	0.00	0.00	0.00	0.0%
TOTAL, OTHER FINANCING SOURCES/USES								
(a - b + c - d + e)			0.00	3,602,868.00	3,602,868.00	12,167,988.00		

Resource	Description	2022-23 Projected Totals
9010	Other Restricted Local	34,604,932.55
Total, Restricted Balance		34,604,932.55

Description	Resource Codes	Object Codes	Original Budget (A)	Board Approved Operating Budget (B)	Actuals To Date (C)	Projected Year Totals (D)	Difference (Col B & D) (E)	% Diff Column B & D (F)
<b>A. REVENUES</b>								
1) LCFF Sources		8010-8099	0.00	0.00	0.00	0.00	0.00	0.0%
2) Federal Revenue		8100-8299	0.00	0.00	0.00	0.00	0.00	0.0%
3) Other State Revenue		8300-8599	0.00	0.00	0.00	0.00	0.00	0.0%
4) Other Local Revenue		8600-8799	3,825,000.00	3,825,000.00	1,833,733.23	3,825,000.00	0.00	0.0%
5) TOTAL, REVENUES			3,825,000.00	3,825,000.00	1,833,733.23	3,825,000.00		
<b>B. EXPENDITURES</b>								
1) Certificated Salaries		1000-1999	0.00	0.00	0.00	0.00	0.00	0.0%
2) Classified Salaries		2000-2999	0.00	0.00	0.00	0.00	0.00	0.0%
3) Employee Benefits		3000-3999	0.00	0.00	0.00	0.00	0.00	0.0%
4) Books and Supplies		4000-4999	475,000.00	475,000.00	0.00	475,000.00	0.00	0.0%
5) Services and Other Operating Expenditures		5000-5999	1,469,418.00	1,432,327.00	101,216.62	1,432,327.00	0.00	0.0%
6) Capital Outlay		6000-6999	0.00	37,091.00	37,091.68	37,091.00	0.00	0.0%
7) Other Outgo (excluding Transfers of Indirect Costs)		7100-7299,7400-7499	0.00	0.00	0.00	0.00	0.00	0.0%
8) Other Outgo - Transfers of Indirect Costs		7300-7399	0.00	0.00	0.00	0.00	0.00	0.0%
9) TOTAL, EXPENDITURES			1,944,418.00	1,944,418.00	138,308.30	1,944,418.00		
<b>C. EXCESS (DEFICIENCY) OF REVENUES OVER EXPENDITURES BEFORE OTHER FINANCING SOURCES AND USES (A5 - B9)</b>			1,880,582.00	1,880,582.00	1,695,424.93	1,880,582.00		
<b>D. OTHER FINANCING SOURCES/USES</b>								
1) Interfund Transfers								
a) Transfers In		8900-8929	0.00	0.00	0.00	0.00	0.00	0.0%
b) Transfers Out		7600-7629	0.00	0.00	0.00	0.00	0.00	0.0%
2) Other Sources/Uses								
a) Sources		8930-8979	0.00	0.00	0.00	0.00	0.00	0.0%
b) Uses		7630-7699	0.00	0.00	0.00	0.00	0.00	0.0%
3) Contributions		8980-8999	0.00	0.00	0.00	0.00	0.00	0.0%
4) TOTAL, OTHER FINANCING SOURCES/USES			0.00	0.00	0.00	0.00		
<b>E. NET INCREASE (DECREASE) IN FUND BALANCE (C + D4)</b>			1,880,582.00	1,880,582.00	1,695,424.93	1,880,582.00		
<b>F. FUND BALANCE, RESERVES</b>								
1) Beginning Fund Balance								
a) As of July 1 - Unaudited		9791	8,397,639.46	8,397,639.46		8,397,639.46	0.00	0.0%
b) Audit Adjustments		9793	0.00	0.00		0.00	0.00	0.0%
c) As of July 1 - Audited (F1a + F1b)			8,397,639.46	8,397,639.46		8,397,639.46		
d) Other Restatements		9795	0.00	0.00		0.00	0.00	0.0%
e) Adjusted Beginning Balance (F1c + F1d)			8,397,639.46	8,397,639.46		8,397,639.46		
2) Ending Balance, June 30 (E + F1e)			10,278,221.46	10,278,221.46		10,278,221.46		
Components of Ending Fund Balance								
a) Nonspendable								
Revolving Cash		9711	0.00	0.00		0.00		
Stores		9712	0.00	0.00		0.00		
Prepaid Items		9713	0.00	0.00		0.00		
All Others		9719	0.00	0.00		0.00		
b) Legally Restricted Balance		9740	10,278,221.46	10,278,221.46		10,278,221.46		
c) Committed								

Description	Resource Codes	Object Codes	Original Budget (A)	Board Approved Operating Budget (B)	Actuals To Date (C)	Projected Year Totals (D)	Difference (Col B & D) (E)	% Diff Column B & D (F)
Stabilization Arrangements		9750	0.00	0.00		0.00		
Other Commitments		9760	0.00	0.00		0.00		
d) Assigned								
Other Assignments		9780	0.00	0.00		0.00		
e) Unassigned/Unappropriated								
Reserve for Economic Uncertainties		9789	0.00	0.00		0.00		
Unassigned/Unappropriated Amount		9790	0.00	0.00		0.00		
<b>OTHER STATE REVENUE</b>								
Tax Relief Subventions								
Restricted Levies - Other								
Homeowners' Exemptions		8575	0.00	0.00	0.00	0.00	0.00	0.0%
Other Subventions/In-Lieu Taxes		8576	0.00	0.00	0.00	0.00	0.00	0.0%
All Other State Revenue		8590	0.00	0.00	0.00	0.00	0.00	0.0%
TOTAL, OTHER STATE REVENUE			0.00	0.00	0.00	0.00	0.00	0.0%
<b>OTHER LOCAL REVENUE</b>								
County and District Taxes								
Other Restricted Levies								
Secured Roll		8615	0.00	0.00	0.00	0.00	0.00	0.0%
Unsecured Roll		8616	0.00	0.00	0.00	0.00	0.00	0.0%
Prior Years' Taxes		8617	0.00	0.00	0.00	0.00	0.00	0.0%
Supplemental Taxes		8618	0.00	0.00	0.00	0.00	0.00	0.0%
Non-Ad Valorem Taxes								
Parcel Taxes		8621	0.00	0.00	0.00	0.00	0.00	0.0%
Other		8622	0.00	0.00	0.00	0.00	0.00	0.0%
Community Redevelopment Funds Not Subject to LCFF Deduction		8625	0.00	0.00	0.00	0.00	0.00	0.0%
Penalties and Interest from Delinquent Non-LCFF Taxes		8629	0.00	0.00	0.00	0.00	0.00	0.0%
Sales								
Sale of Equipment/Supplies		8631	0.00	0.00	0.00	0.00	0.00	0.0%
Interest		8660	50,000.00	50,000.00	49,895.87	50,000.00	0.00	0.0%
Net Increase (Decrease) in the Fair Value of Investments		8662	0.00	0.00	0.00	0.00	0.00	0.0%
Fees and Contracts								
Mitigation/Developer Fees		8681	3,775,000.00	3,775,000.00	1,783,837.36	3,775,000.00	0.00	0.0%
Other Local Revenue								
All Other Local Revenue		8699	0.00	0.00	0.00	0.00	0.00	0.0%
All Other Transfers In from All Others		8799	0.00	0.00	0.00	0.00	0.00	0.0%
TOTAL, OTHER LOCAL REVENUE			3,825,000.00	3,825,000.00	1,833,733.23	3,825,000.00	0.00	0.0%
TOTAL, REVENUES			3,825,000.00	3,825,000.00	1,833,733.23	3,825,000.00		
<b>CERTIFICATED SALARIES</b>								
Other Certificated Salaries		1900	0.00	0.00	0.00	0.00	0.00	0.0%
TOTAL, CERTIFICATED SALARIES			0.00	0.00	0.00	0.00	0.00	0.0%
<b>CLASSIFIED SALARIES</b>								
Classified Support Salaries		2200	0.00	0.00	0.00	0.00	0.00	0.0%
Classified Supervisors' and Administrators' Salaries		2300	0.00	0.00	0.00	0.00	0.00	0.0%



Description	Resource Codes	Object Codes	Original Budget (A)	Board Approved Operating Budget (B)	Actuals To Date (C)	Projected Year Totals (D)	Difference (Col B & D) (E)	% Diff Column B & D (F)
Clerical, Technical and Office Salaries		2400	0.00	0.00	0.00	0.00	0.00	0.0%
Other Classified Salaries		2900	0.00	0.00	0.00	0.00	0.00	0.0%
<b>TOTAL, CLASSIFIED SALARIES</b>			<b>0.00</b>	<b>0.00</b>	<b>0.00</b>	<b>0.00</b>	<b>0.00</b>	<b>0.0%</b>
<b>EMPLOYEE BENEFITS</b>								
STRS		3101-3102	0.00	0.00	0.00	0.00	0.00	0.0%
PERS		3201-3202	0.00	0.00	0.00	0.00	0.00	0.0%
OASDI/Medicare/Alternative		3301-3302	0.00	0.00	0.00	0.00	0.00	0.0%
Health and Welfare Benefits		3401-3402	0.00	0.00	0.00	0.00	0.00	0.0%
Unemployment Insurance		3501-3502	0.00	0.00	0.00	0.00	0.00	0.0%
Workers' Compensation		3601-3602	0.00	0.00	0.00	0.00	0.00	0.0%
OPEB, Allocated		3701-3702	0.00	0.00	0.00	0.00	0.00	0.0%
OPEB, Active Employees		3751-3752	0.00	0.00	0.00	0.00	0.00	0.0%
Other Employee Benefits		3901-3902	0.00	0.00	0.00	0.00	0.00	0.0%
<b>TOTAL, EMPLOYEE BENEFITS</b>			<b>0.00</b>	<b>0.00</b>	<b>0.00</b>	<b>0.00</b>	<b>0.00</b>	<b>0.0%</b>
<b>BOOKS AND SUPPLIES</b>								
Approved Textbooks and Core Curricula Materials		4100	0.00	0.00	0.00	0.00	0.00	0.0%
Books and Other Reference Materials		4200	0.00	0.00	0.00	0.00	0.00	0.0%
Materials and Supplies		4300	75,000.00	75,000.00	0.00	75,000.00	0.00	0.0%
Noncapitalized Equipment		4400	400,000.00	400,000.00	0.00	400,000.00	0.00	0.0%
<b>TOTAL, BOOKS AND SUPPLIES</b>			<b>475,000.00</b>	<b>475,000.00</b>	<b>0.00</b>	<b>475,000.00</b>	<b>0.00</b>	<b>0.0%</b>
<b>SERVICES AND OTHER OPERATING EXPENDITURES</b>								
Subagreements for Services		5100	0.00	0.00	0.00	0.00	0.00	0.0%
Travel and Conferences		5200	0.00	0.00	0.00	0.00	0.00	0.0%
Insurance		5400-5450	0.00	0.00	0.00	0.00	0.00	0.0%
Operations and Housekeeping Services		5500	0.00	0.00	0.00	0.00	0.00	0.0%
Rentals, Leases, Repairs, and Noncapitalized Improvements		5600	258,368.00	312,453.00	100,028.54	312,453.00	0.00	0.0%
Transfers of Direct Costs		5710	0.00	0.00	0.00	0.00	0.00	0.0%
Transfers of Direct Costs - Interfund		5750	114,750.00	114,750.00	0.00	114,750.00	0.00	0.0%
Professional/Consulting Services and Operating Expenditures		5800	1,096,000.00	1,004,824.00	1,188.08	1,004,824.00	0.00	0.0%
Communications		5900	300.00	300.00	0.00	300.00	0.00	0.0%
<b>TOTAL, SERVICES AND OTHER OPERATING EXPENDITURES</b>			<b>1,469,418.00</b>	<b>1,432,327.00</b>	<b>101,216.62</b>	<b>1,432,327.00</b>	<b>0.00</b>	<b>0.0%</b>
<b>CAPITAL OUTLAY</b>								
Land		6100	0.00	0.00	0.00	0.00	0.00	0.0%
Land Improvements		6170	0.00	11,098.00	11,098.42	11,098.00	0.00	0.0%
Buildings and Improvements of Buildings		6200	0.00	25,993.00	25,993.26	25,993.00	0.00	0.0%
Books and Media for New School Libraries or Major Expansion of School Libraries		6300	0.00	0.00	0.00	0.00	0.00	0.0%
Equipment		6400	0.00	0.00	0.00	0.00	0.00	0.0%
Equipment Replacement		6500	0.00	0.00	0.00	0.00	0.00	0.0%
Lease Assets		6600	0.00	0.00	0.00	0.00	0.00	0.0%
<b>TOTAL, CAPITAL OUTLAY</b>			<b>0.00</b>	<b>37,091.00</b>	<b>37,091.68</b>	<b>37,091.00</b>	<b>0.00</b>	<b>0.0%</b>
<b>OTHER OUTGO (excluding Transfers of Indirect Costs)</b>								
Other Transfers Out								

Description	Resource Codes	Object Codes	Original Budget (A)	Board Approved Operating Budget (B)	Actuals To Date (C)	Projected Year Totals (D)	Difference (Col B & D) (E)	% Diff Column B & D (F)
All Other Transfers Out to All Others		7299	0.00	0.00	0.00	0.00	0.00	0.0%
Debt Service								
Debt Service - Interest		7438	0.00	0.00	0.00	0.00	0.00	0.0%
Other Debt Service - Principal		7439	0.00	0.00	0.00	0.00	0.00	0.0%
TOTAL, OTHER OUTGO (excluding Transfers of Indirect Costs)			0.00	0.00	0.00	0.00	0.00	0.0%
<b>TOTAL, EXPENDITURES</b>			<b>1,944,418.00</b>	<b>1,944,418.00</b>	<b>138,308.30</b>	<b>1,944,418.00</b>		
<b>INTERFUND TRANSFERS</b>								
<b>INTERFUND TRANSFERS IN</b>								
Other Authorized Interfund Transfers In		8919	0.00	0.00	0.00	0.00	0.00	0.0%
(a) TOTAL, INTERFUND TRANSFERS IN			0.00	0.00	0.00	0.00	0.00	0.0%
<b>INTERFUND TRANSFERS OUT</b>								
To: State School Building Fund/County School Facilities Fund		7613	0.00	0.00	0.00	0.00	0.00	0.0%
Other Authorized Interfund Transfers Out		7619	0.00	0.00	0.00	0.00	0.00	0.0%
(b) TOTAL, INTERFUND TRANSFERS OUT			0.00	0.00	0.00	0.00	0.00	0.0%
<b>OTHER SOURCES/USES</b>								
<b>SOURCES</b>								
Proceeds								
Proceeds from Sale/Lease-Purchase of Land/Buildings		8953	0.00	0.00	0.00	0.00	0.00	0.0%
Other Sources								
Transfers from Funds of Lapsed/Reorganized LEAs		8965	0.00	0.00	0.00	0.00	0.00	0.0%
Long-Term Debt Proceeds								
Proceeds from Certificates of Participation		8971	0.00	0.00	0.00	0.00	0.00	0.0%
Proceeds from Leases		8972	0.00	0.00	0.00	0.00	0.00	0.0%
Proceeds from Lease Revenue Bonds		8973	0.00	0.00	0.00	0.00	0.00	0.0%
All Other Financing Sources		8979	0.00	0.00	0.00	0.00	0.00	0.0%
(c) TOTAL, SOURCES			0.00	0.00	0.00	0.00	0.00	0.0%
<b>USES</b>								
Transfers of Funds from Lapsed/Reorganized LEAs		7651	0.00	0.00	0.00	0.00	0.00	0.0%
All Other Financing Uses		7699	0.00	0.00	0.00	0.00	0.00	0.0%
(d) TOTAL, USES			0.00	0.00	0.00	0.00	0.00	0.0%
<b>CONTRIBUTIONS</b>								
Contributions from Unrestricted Revenues		8980	0.00	0.00	0.00	0.00	0.00	0.0%
Contributions from Restricted Revenues		8990	0.00	0.00	0.00	0.00	0.00	0.0%
(e) TOTAL, CONTRIBUTIONS			0.00	0.00	0.00	0.00	0.00	0.0%
<b>TOTAL, OTHER FINANCING SOURCES/USES</b>								
(a - b + c - d + e)			0.00	0.00	0.00	0.00		

Resource	Description	2022-23 Projected Totals
9010	Other Restricted Local	10,278,221.46
Total, Restricted Balance		10,278,221.46

Description	Resource Codes	Object Codes	Original Budget (A)	Board Approved Operating Budget (B)	Actuals To Date (C)	Projected Year Totals (D)	Difference (Col B & D) (E)	% Diff Column B & D (F)
<b>A. REVENUES</b>								
1) LCFF Sources		8010-8099	0.00	0.00	0.00	0.00	0.00	0.0%
2) Federal Revenue		8100-8299	0.00	0.00	0.00	0.00	0.00	0.0%
3) Other State Revenue		8300-8599	0.00	3,602,868.00	12,167,988.00	12,167,988.00	8,565,120.00	237.7%
4) Other Local Revenue		8600-8799	0.00	0.00	0.00	0.00	0.00	0.0%
5) TOTAL, REVENUES			0.00	3,602,868.00	12,167,988.00	12,167,988.00		
<b>B. EXPENDITURES</b>								
1) Certificated Salaries		1000-1999	0.00	0.00	0.00	0.00	0.00	0.0%
2) Classified Salaries		2000-2999	0.00	0.00	0.00	0.00	0.00	0.0%
3) Employee Benefits		3000-3999	0.00	0.00	0.00	0.00	0.00	0.0%
4) Books and Supplies		4000-4999	0.00	0.00	0.00	0.00	0.00	0.0%
5) Services and Other Operating Expenditures		5000-5999	0.00	0.00	0.00	0.00	0.00	0.0%
6) Capital Outlay		6000-6999	0.00	0.00	0.00	0.00	0.00	0.0%
7) Other Outgo (excluding Transfers of Indirect Costs)		7100-7299,7400-7499	0.00	0.00	0.00	0.00	0.00	0.0%
8) Other Outgo - Transfers of Indirect Costs		7300-7399	0.00	0.00	0.00	0.00	0.00	0.0%
9) TOTAL, EXPENDITURES			0.00	0.00	0.00	0.00		
<b>C. EXCESS (DEFICIENCY) OF REVENUES OVER EXPENDITURES BEFORE OTHER FINANCING SOURCES AND USES (A5 - B9)</b>								
			0.00	3,602,868.00	12,167,988.00	12,167,988.00		
<b>D. OTHER FINANCING SOURCES/USES</b>								
1) Interfund Transfers								
a) Transfers In		8900-8929	0.00	0.00	0.00	0.00	0.00	0.0%
b) Transfers Out		7600-7629	0.00	3,602,868.00	3,602,868.00	12,167,988.00	(8,565,120.00)	-237.7%
2) Other Sources/Uses								
a) Sources		8930-8979	0.00	0.00	0.00	0.00	0.00	0.0%
b) Uses		7630-7699	0.00	0.00	0.00	0.00	0.00	0.0%
3) Contributions		8980-8999	0.00	0.00	0.00	0.00	0.00	0.0%
4) TOTAL, OTHER FINANCING SOURCES/USES			0.00	(3,602,868.00)	(3,602,868.00)	(12,167,988.00)		
<b>E. NET INCREASE (DECREASE) IN FUND BALANCE (C + D4)</b>								
			0.00	0.00	8,565,120.00	0.00		
<b>F. FUND BALANCE, RESERVES</b>								
1) Beginning Fund Balance								
a) As of July 1 - Unaudited		9791	0.00	0.00		0.00	0.00	0.0%
b) Audit Adjustments		9793	0.00	0.00		0.00	0.00	0.0%
c) As of July 1 - Audited (F1a + F1b)			0.00	0.00		0.00		
d) Other Restatements		9795	0.00	0.00		0.00	0.00	0.0%
e) Adjusted Beginning Balance (F1c + F1d)			0.00	0.00		0.00		
2) Ending Balance, June 30 (E + F1e)			0.00	0.00		0.00		
Components of Ending Fund Balance								
a) Nonspendable								
Revolving Cash		9711	0.00	0.00		0.00		
Stores		9712	0.00	0.00		0.00		
Prepaid Items		9713	0.00	0.00		0.00		
All Others		9719	0.00	0.00		0.00		
b) Legally Restricted Balance		9740	0.00	0.00		0.00		

Description	Resource Codes	Object Codes	Original Budget (A)	Board Approved Operating Budget (B)	Actuals To Date (C)	Projected Year Totals (D)	Difference (Col B & D) (E)	% Diff Column B & D (F)
c) Committed								
Stabilization Arrangements		9750	0.00	0.00		0.00		
Other Commitments		9760	0.00	0.00		0.00		
d) Assigned								
Other Assignments		9780	0.00	0.00		0.00		
e) Unassigned/Unappropriated								
Reserve for Economic Uncertainties		9789	0.00	0.00		0.00		
Unassigned/Unappropriated Amount		9790	0.00	0.00		0.00		
<b>FEDERAL REVENUE</b>								
All Other Federal Revenue		8290	0.00	0.00	0.00	0.00	0.00	0.0%
TOTAL, FEDERAL REVENUE			0.00	0.00	0.00	0.00	0.00	0.0%
<b>OTHER STATE REVENUE</b>								
School Facilities Apportionments		8545	0.00	3,602,868.00	12,167,988.00	12,167,988.00	8,565,120.00	237.7%
Pass-Through Revenues from State Sources		8587	0.00	0.00	0.00	0.00	0.00	0.0%
All Other State Revenue		8590	0.00	0.00	0.00	0.00	0.00	0.0%
TOTAL, OTHER STATE REVENUE			0.00	3,602,868.00	12,167,988.00	12,167,988.00	8,565,120.00	237.7%
<b>OTHER LOCAL REVENUE</b>								
Sales								
Sale of Equipment/Supplies		8631	0.00	0.00	0.00	0.00	0.00	0.0%
Leases and Rentals		8650	0.00	0.00	0.00	0.00	0.00	0.0%
Interest		8660	0.00	0.00	0.00	0.00	0.00	0.0%
Net Increase (Decrease) in the Fair Value of Investments		8662	0.00	0.00	0.00	0.00	0.00	0.0%
Other Local Revenue								
All Other Local Revenue		8699	0.00	0.00	0.00	0.00	0.00	0.0%
All Other Transfers In from All Others		8799	0.00	0.00	0.00	0.00	0.00	0.0%
TOTAL, OTHER LOCAL REVENUE			0.00	0.00	0.00	0.00	0.00	0.0%
TOTAL, REVENUES			0.00	3,602,868.00	12,167,988.00	12,167,988.00		
<b>CLASSIFIED SALARIES</b>								
Classified Support Salaries		2200	0.00	0.00	0.00	0.00	0.00	0.0%
Classified Supervisors' and Administrators' Salaries		2300	0.00	0.00	0.00	0.00	0.00	0.0%
Clerical, Technical and Office Salaries		2400	0.00	0.00	0.00	0.00	0.00	0.0%
Other Classified Salaries		2900	0.00	0.00	0.00	0.00	0.00	0.0%
TOTAL, CLASSIFIED SALARIES			0.00	0.00	0.00	0.00	0.00	0.0%
<b>EMPLOYEE BENEFITS</b>								
STRS		3101-3102	0.00	0.00	0.00	0.00	0.00	0.0%
PERS		3201-3202	0.00	0.00	0.00	0.00	0.00	0.0%
OASDI/Medicare/Alternative		3301-3302	0.00	0.00	0.00	0.00	0.00	0.0%
Health and Welfare Benefits		3401-3402	0.00	0.00	0.00	0.00	0.00	0.0%
Unemployment Insurance		3501-3502	0.00	0.00	0.00	0.00	0.00	0.0%
Workers' Compensation		3601-3602	0.00	0.00	0.00	0.00	0.00	0.0%
OPEB, Allocated		3701-3702	0.00	0.00	0.00	0.00	0.00	0.0%
OPEB, Active Employees		3751-3752	0.00	0.00	0.00	0.00	0.00	0.0%
Other Employee Benefits		3901-3902	0.00	0.00	0.00	0.00	0.00	0.0%
TOTAL, EMPLOYEE BENEFITS			0.00	0.00	0.00	0.00	0.00	0.0%
<b>BOOKS AND SUPPLIES</b>								

Description	Resource Codes	Object Codes	Original Budget (A)	Board Approved Operating Budget (B)	Actuals To Date (C)	Projected Year Totals (D)	Difference (Col B & D) (E)	% Diff Column B & D (F)
Books and Other Reference Materials		4200	0.00	0.00	0.00	0.00	0.00	0.0%
Materials and Supplies		4300	0.00	0.00	0.00	0.00	0.00	0.0%
Noncapitalized Equipment		4400	0.00	0.00	0.00	0.00	0.00	0.0%
TOTAL, BOOKS AND SUPPLIES			0.00	0.00	0.00	0.00	0.00	0.0%
<b>SERVICES AND OTHER OPERATING EXPENDITURES</b>								
Subagreements for Services		5100	0.00	0.00	0.00	0.00	0.00	0.0%
Travel and Conferences		5200	0.00	0.00	0.00	0.00	0.00	0.0%
Insurance		5400-5450	0.00	0.00	0.00	0.00	0.00	0.0%
Operations and Housekeeping Services		5500	0.00	0.00	0.00	0.00	0.00	0.0%
Rentals, Leases, Repairs, and Noncapitalized Improvements		5600	0.00	0.00	0.00	0.00	0.00	0.0%
Transfers of Direct Costs		5710	0.00	0.00	0.00	0.00	0.00	0.0%
Transfers of Direct Costs - Interfund		5750	0.00	0.00	0.00	0.00	0.00	0.0%
Professional/Consulting Services and Operating Expenditures		5800	0.00	0.00	0.00	0.00	0.00	0.0%
Communications		5900	0.00	0.00	0.00	0.00	0.00	0.0%
TOTAL, SERVICES AND OTHER OPERATING EXPENDITURES			0.00	0.00	0.00	0.00	0.00	0.0%
<b>CAPITAL OUTLAY</b>								
Land		6100	0.00	0.00	0.00	0.00	0.00	0.0%
Land Improvements		6170	0.00	0.00	0.00	0.00	0.00	0.0%
Buildings and Improvements of Buildings		6200	0.00	0.00	0.00	0.00	0.00	0.0%
Books and Media for New School Libraries or Major Expansion of School Libraries		6300	0.00	0.00	0.00	0.00	0.00	0.0%
Equipment		6400	0.00	0.00	0.00	0.00	0.00	0.0%
Equipment Replacement		6500	0.00	0.00	0.00	0.00	0.00	0.0%
Lease Assets		6600	0.00	0.00	0.00	0.00	0.00	0.0%
TOTAL, CAPITAL OUTLAY			0.00	0.00	0.00	0.00	0.00	0.0%
<b>OTHER OUTGO (excluding Transfers of Indirect Costs)</b>								
Other Transfers Out								
Transfers of Pass-Through Revenues								
To Districts or Charter Schools		7211	0.00	0.00	0.00	0.00	0.00	0.0%
To County Offices		7212	0.00	0.00	0.00	0.00	0.00	0.0%
To JPAs		7213	0.00	0.00	0.00	0.00	0.00	0.0%
All Other Transfers Out to All Others		7299	0.00	0.00	0.00	0.00	0.00	0.0%
Debt Service								
Debt Service - Interest		7438	0.00	0.00	0.00	0.00	0.00	0.0%
Other Debt Service - Principal		7439	0.00	0.00	0.00	0.00	0.00	0.0%
TOTAL, OTHER OUTGO (excluding Transfers of Indirect Costs)			0.00	0.00	0.00	0.00	0.00	0.0%
TOTAL, EXPENDITURES			0.00	0.00	0.00	0.00		
<b>INTERFUND TRANSFERS</b>								
<b>INTERFUND TRANSFERS IN</b>								
To: State School Building Fund/County School Facilities Fund From: All Other Funds		8913	0.00	0.00	0.00	0.00	0.00	0.0%
Other Authorized Interfund Transfers In		8919	0.00	0.00	0.00	0.00	0.00	0.0%
(a) TOTAL, INTERFUND TRANSFERS IN			0.00	0.00	0.00	0.00	0.00	0.0%

Description	Resource Codes	Object Codes	Original Budget (A)	Board Approved Operating Budget (B)	Actuals To Date (C)	Projected Year Totals (D)	Difference (Col B & D) (E)	% Diff Column B & D (F)
<b>INTERFUND TRANSFERS OUT</b>								
To: State School Building Fund/County School Facilities Fund		7613	0.00	0.00	0.00	0.00	0.00	0.0%
Other Authorized Interfund Transfers Out		7619	0.00	3,602,868.00	3,602,868.00	12,167,988.00	(8,565,120.00)	-237.7%
(b) TOTAL, INTERFUND TRANSFERS OUT			0.00	3,602,868.00	3,602,868.00	12,167,988.00	(8,565,120.00)	-237.7%
<b>OTHER SOURCES/USES</b>								
<b>SOURCES</b>								
Proceeds								
Proceeds from Sale/Lease-Purchase of Land/Buildings		8953	0.00	0.00	0.00	0.00	0.00	0.0%
Other Sources								
Transfers from Funds of Lapsed/Reorganized LEAs		8965	0.00	0.00	0.00	0.00	0.00	0.0%
Long-Term Debt Proceeds								
Proceeds from Certificates of Participation		8971	0.00	0.00	0.00	0.00	0.00	0.0%
Proceeds from Leases		8972	0.00	0.00	0.00	0.00	0.00	0.0%
Proceeds from Lease Revenue Bonds		8973	0.00	0.00	0.00	0.00	0.00	0.0%
All Other Financing Sources		8979	0.00	0.00	0.00	0.00	0.00	0.0%
(c) TOTAL, SOURCES			0.00	0.00	0.00	0.00	0.00	0.0%
<b>USES</b>								
Transfers of Funds from Lapsed/Reorganized LEAs		7651	0.00	0.00	0.00	0.00	0.00	0.0%
(d) TOTAL, USES			0.00	0.00	0.00	0.00	0.00	0.0%
<b>CONTRIBUTIONS</b>								
Contributions from Unrestricted Revenues		8980	0.00	0.00	0.00	0.00	0.00	0.0%
Contributions from Restricted Revenues		8990	0.00	0.00	0.00	0.00	0.00	0.0%
(e) TOTAL, CONTRIBUTIONS			0.00	0.00	0.00	0.00	0.00	0.0%
<b>TOTAL, OTHER FINANCING SOURCES/USES</b>								
(a - b + c - d + e)			0.00	(3,602,868.00)	(3,602,868.00)	(12,167,988.00)		

Resource	Description	2022-23 Projected Totals
Total, Restricted Balance		0.00



Description	Resource Codes	Object Codes	Original Budget (A)	Board Approved Operating Budget (B)	Actuals To Date (C)	Projected Year Totals (D)	Difference (Col B & D) (E)	% Diff Column B & D (F)
<b>A. REVENUES</b>								
1) LCFF Sources		8010-8099	0.00	0.00	0.00	0.00	0.00	0.0%
2) Federal Revenue		8100-8299	0.00	0.00	0.00	0.00	0.00	0.0%
3) Other State Revenue		8300-8599	0.00	0.00	0.00	0.00	0.00	0.0%
4) Other Local Revenue		8600-8799	814,493.00	814,493.00	202,295.76	814,493.00	0.00	0.0%
5) TOTAL, REVENUES			814,493.00	814,493.00	202,295.76	814,493.00		
<b>B. EXPENDITURES</b>								
1) Certificated Salaries		1000-1999	0.00	0.00	0.00	0.00	0.00	0.0%
2) Classified Salaries		2000-2999	0.00	0.00	0.00	0.00	0.00	0.0%
3) Employee Benefits		3000-3999	0.00	0.00	0.00	0.00	0.00	0.0%
4) Books and Supplies		4000-4999	0.00	0.00	0.00	0.00	0.00	0.0%
5) Services and Other Operating Expenditures		5000-5999	4,100.00	4,100.00	2,550.00	4,100.00	0.00	0.0%
6) Capital Outlay		6000-6999	0.00	0.00	0.00	0.00	0.00	0.0%
7) Other Outgo (excluding Transfers of Indirect Costs)		7100-7299,7400-7499	3,359,334.00	3,359,334.00	1,219,537.30	3,359,334.00	0.00	0.0%
8) Other Outgo - Transfers of Indirect Costs		7300-7399	0.00	0.00	0.00	0.00	0.00	0.0%
9) TOTAL, EXPENDITURES			3,363,434.00	3,363,434.00	1,222,087.30	3,363,434.00		
<b>C. EXCESS (DEFICIENCY) OF REVENUES OVER EXPENDITURES BEFORE OTHER FINANCING SOURCES AND USES (A5 - B9)</b>			(2,548,941.00)	(2,548,941.00)	(1,019,791.54)	(2,548,941.00)		
<b>D. OTHER FINANCING SOURCES/USES</b>								
1) Interfund Transfers								
a) Transfers In		8900-8929	2,854,361.00	2,854,361.00	0.00	2,854,361.00	0.00	0.0%
b) Transfers Out		7600-7629	0.00	0.00	0.00	49,000.00	(49,000.00)	New
2) Other Sources/Uses								
a) Sources		8930-8979	0.00	0.00	0.00	0.00	0.00	0.0%
b) Uses		7630-7699	0.00	0.00	0.00	0.00	0.00	0.0%
3) Contributions		8980-8999	0.00	0.00	0.00	0.00	0.00	0.0%
4) TOTAL, OTHER FINANCING SOURCES/USES			2,854,361.00	2,854,361.00	0.00	2,805,361.00		
<b>E. NET INCREASE (DECREASE) IN FUND BALANCE (C + D4)</b>			305,420.00	305,420.00	(1,019,791.54)	256,420.00		
<b>F. FUND BALANCE, RESERVES</b>								
1) Beginning Fund Balance								
a) As of July 1 - Unaudited		9791	10,800,867.57	10,800,867.57		10,800,867.57	0.00	0.0%
b) Audit Adjustments		9793	0.00	0.00		0.00	0.00	0.0%
c) As of July 1 - Audited (F1a + F1b)			10,800,867.57	10,800,867.57		10,800,867.57		
d) Other Restatements		9795	0.00	0.00		0.00	0.00	0.0%
e) Adjusted Beginning Balance (F1c + F1d)			10,800,867.57	10,800,867.57		10,800,867.57		
2) Ending Balance, June 30 (E + F1e)			11,106,287.57	11,106,287.57		11,057,287.57		
Components of Ending Fund Balance								
a) Nonspendable								
Revolving Cash		9711	0.00	0.00		0.00		
Stores		9712	0.00	0.00		0.00		
Prepaid Items		9713	0.00	0.00		0.00		
All Others		9719	0.00	0.00		0.00		
b) Legally Restricted Balance		9740	5,136,727.04	5,136,727.04		5,136,727.04		

Description	Resource Codes	Object Codes	Original Budget (A)	Board Approved Operating Budget (B)	Actuals To Date (C)	Projected Year Totals (D)	Difference (Col B & D) (E)	% Diff Column B & D (F)
c) Committed								
Stabilization Arrangements		9750	0.00	0.00		0.00		
Other Commitments		9760	0.00	0.00		0.00		
d) Assigned								
Other Assignments		9780	5,969,560.53	5,969,560.53		5,920,560.53		
Facility Community Use	0000	9780		1,001,020.29				
Capital Investments	0000	9780		2,772,951.42				
Safety Committee	0000	9780		1,207,079.14				
Child Care Buildings	0000	9780		440,300.00				
DVMS Fields	0000	9780		463,381.26				
DVHS CSA	0000	9780		84,828.42				
Facility Community Use	0000	9780	1,001,020.29			1,001,020.29		
Capital Investments	0000	9780	2,772,951.42			2,772,951.42		
Safety Committee	0000	9780	1,207,079.14			1,158,079.14		
Child Care Buildings	0000	9780	440,300.00			440,300.00		
DVMS Fields	0000	9780	463,381.26			463,381.26		
DVHS CSA	0000	9780	84,828.42			84,828.42		
Facility Community Use	0000	9780				1,001,020.29		
Capital Investments	0000	9780				2,772,951.42		
Safety Committee	0000	9780				1,158,079.14		
Child Care Buildings	0000	9780				440,300.00		
DVMS Fields	0000	9780				463,381.26		
DVHS CSA	0000	9780				84,828.42		
e) Unassigned/Unappropriated								
Reserve for Economic Uncertainties		9789	0.00	0.00		0.00		
Unassigned/Unappropriated Amount		9790	0.00	0.00		0.00		
<b>FEDERAL REVENUE</b>								
FEMA		8281	0.00	0.00	0.00	0.00	0.00	0.0%
All Other Federal Revenue		8290	0.00	0.00	0.00	0.00	0.00	0.0%
TOTAL, FEDERAL REVENUE			0.00	0.00	0.00	0.00	0.00	0.0%
<b>OTHER STATE REVENUE</b>								
Pass-Through Revenues from State Sources		8587	0.00	0.00	0.00	0.00	0.00	0.0%
California Clean Energy Jobs Act	6230	8590	0.00	0.00	0.00	0.00	0.00	0.0%
All Other State Revenue	All Other	8590	0.00	0.00	0.00	0.00	0.00	0.0%
TOTAL, OTHER STATE REVENUE			0.00	0.00	0.00	0.00	0.00	0.0%
<b>OTHER LOCAL REVENUE</b>								
Other Local Revenue								
Community Redevelopment Funds Not Subject to LCFF Deduction		8625	0.00	0.00	0.00	0.00	0.00	0.0%
Sales								
Sale of Equipment/Supplies		8631	0.00	0.00	0.00	0.00	0.00	0.0%
Leases and Rentals		8650	0.00	0.00	0.00	0.00	0.00	0.0%
Interest		8660	108,000.00	108,000.00	54,943.20	108,000.00	0.00	0.0%
Net Increase (Decrease) in the Fair Value of Investments		8662	0.00	0.00	0.00	0.00	0.00	0.0%
Other Local Revenue								
All Other Local Revenue		8699	706,493.00	706,493.00	147,352.56	706,493.00	0.00	0.0%

Description	Resource Codes	Object Codes	Original Budget (A)	Board Approved Operating Budget (B)	Actuals To Date (C)	Projected Year Totals (D)	Difference (Col B & D) (E)	% Diff Column B & D (F)
All Other Transfers In from All Others		8799	0.00	0.00	0.00	0.00	0.00	0.0%
TOTAL, OTHER LOCAL REVENUE			814,493.00	814,493.00	202,295.76	814,493.00	0.00	0.0%
TOTAL, REVENUES			814,493.00	814,493.00	202,295.76	814,493.00		
<b>CLASSIFIED SALARIES</b>								
Classified Support Salaries		2200	0.00	0.00	0.00	0.00	0.00	0.0%
Classified Supervisors' and Administrators' Salaries		2300	0.00	0.00	0.00	0.00	0.00	0.0%
Clerical, Technical and Office Salaries		2400	0.00	0.00	0.00	0.00	0.00	0.0%
Other Classified Salaries		2900	0.00	0.00	0.00	0.00	0.00	0.0%
TOTAL, CLASSIFIED SALARIES			0.00	0.00	0.00	0.00	0.00	0.0%
<b>EMPLOYEE BENEFITS</b>								
STRS		3101-3102	0.00	0.00	0.00	0.00	0.00	0.0%
PERS		3201-3202	0.00	0.00	0.00	0.00	0.00	0.0%
OASDI/Medicare/Alternative		3301-3302	0.00	0.00	0.00	0.00	0.00	0.0%
Health and Welfare Benefits		3401-3402	0.00	0.00	0.00	0.00	0.00	0.0%
Unemployment Insurance		3501-3502	0.00	0.00	0.00	0.00	0.00	0.0%
Workers' Compensation		3601-3602	0.00	0.00	0.00	0.00	0.00	0.0%
OPEB, Allocated		3701-3702	0.00	0.00	0.00	0.00	0.00	0.0%
OPEB, Active Employees		3751-3752	0.00	0.00	0.00	0.00	0.00	0.0%
Other Employee Benefits		3901-3902	0.00	0.00	0.00	0.00	0.00	0.0%
TOTAL, EMPLOYEE BENEFITS			0.00	0.00	0.00	0.00	0.00	0.0%
<b>BOOKS AND SUPPLIES</b>								
Books and Other Reference Materials		4200	0.00	0.00	0.00	0.00	0.00	0.0%
Materials and Supplies		4300	0.00	0.00	0.00	0.00	0.00	0.0%
Noncapitalized Equipment		4400	0.00	0.00	0.00	0.00	0.00	0.0%
TOTAL, BOOKS AND SUPPLIES			0.00	0.00	0.00	0.00	0.00	0.0%
<b>SERVICES AND OTHER OPERATING EXPENDITURES</b>								
Subagreements for Services		5100	0.00	0.00	0.00	0.00	0.00	0.0%
Travel and Conferences		5200	0.00	0.00	0.00	0.00	0.00	0.0%
Insurance		5400-5450	0.00	0.00	0.00	0.00	0.00	0.0%
Operations and Housekeeping Services		5500	0.00	0.00	0.00	0.00	0.00	0.0%
Rentals, Leases, Repairs, and Noncapitalized Improvements		5600	0.00	0.00	0.00	0.00	0.00	0.0%
Transfers of Direct Costs		5710	0.00	0.00	0.00	0.00	0.00	0.0%
Transfers of Direct Costs - Interfund		5750	0.00	0.00	0.00	0.00	0.00	0.0%
Professional/Consulting Services and Operating Expenditures		5800	4,100.00	4,100.00	2,550.00	4,100.00	0.00	0.0%
Communications		5900	0.00	0.00	0.00	0.00	0.00	0.0%
TOTAL, SERVICES AND OTHER OPERATING EXPENDITURES			4,100.00	4,100.00	2,550.00	4,100.00	0.00	0.0%
<b>CAPITAL OUTLAY</b>								
Land		6100	0.00	0.00	0.00	0.00	0.00	0.0%
Land Improvements		6170	0.00	0.00	0.00	0.00	0.00	0.0%
Buildings and Improvements of Buildings		6200	0.00	0.00	0.00	0.00	0.00	0.0%
Books and Media for New School Libraries or Major Expansion of School Libraries		6300	0.00	0.00	0.00	0.00	0.00	0.0%
Equipment		6400	0.00	0.00	0.00	0.00	0.00	0.0%

Description	Resource Codes	Object Codes	Original Budget (A)	Board Approved Operating Budget (B)	Actuals To Date (C)	Projected Year Totals (D)	Difference (Col B & D) (E)	% Diff Column B & D (F)
Equipment Replacement		6500	0.00	0.00	0.00	0.00	0.00	0.0%
Lease Assets		6600	0.00	0.00	0.00	0.00	0.00	0.0%
TOTAL, CAPITAL OUTLAY			0.00	0.00	0.00	0.00	0.00	0.0%
<b>OTHER OUTGO (excluding Transfers of Indirect Costs)</b>								
Other Transfers Out								
Transfers of Pass-Through Revenues								
To Districts or Charter Schools		7211	0.00	0.00	0.00	0.00	0.00	0.0%
To County Offices		7212	0.00	0.00	0.00	0.00	0.00	0.0%
To JPAs		7213	0.00	0.00	0.00	0.00	0.00	0.0%
All Other Transfers Out to All Others		7299	0.00	0.00	0.00	0.00	0.00	0.0%
Debt Service								
Debt Service - Interest		7438	913,312.00	913,312.00	1,219,537.30	913,312.00	0.00	0.0%
Other Debt Service - Principal		7439	2,446,022.00	2,446,022.00	0.00	2,446,022.00	0.00	0.0%
TOTAL, OTHER OUTGO (excluding Transfers of Indirect Costs)			3,359,334.00	3,359,334.00	1,219,537.30	3,359,334.00	0.00	0.0%
TOTAL, EXPENDITURES			3,363,434.00	3,363,434.00	1,222,087.30	3,363,434.00		
<b>INTERFUND TRANSFERS</b>								
<b>INTERFUND TRANSFERS IN</b>								
From: General Fund/CSSF		8912	2,854,361.00	2,854,361.00	0.00	2,854,361.00	0.00	0.0%
Other Authorized Interfund Transfers In		8919	0.00	0.00	0.00	0.00	0.00	0.0%
(a) TOTAL, INTERFUND TRANSFERS IN			2,854,361.00	2,854,361.00	0.00	2,854,361.00	0.00	0.0%
<b>INTERFUND TRANSFERS OUT</b>								
To: General Fund/CSSF		7612	0.00	0.00	0.00	49,000.00	(49,000.00)	New
To: State School Building Fund/County School Facilities Fund		7613	0.00	0.00	0.00	0.00	0.00	0.0%
Other Authorized Interfund Transfers Out		7619	0.00	0.00	0.00	0.00	0.00	0.0%
(b) TOTAL, INTERFUND TRANSFERS OUT			0.00	0.00	0.00	49,000.00	(49,000.00)	New
<b>OTHER SOURCES/USES</b>								
<b>SOURCES</b>								
Proceeds								
Proceeds from Sale/Lease-Purchase of Land/Buildings		8953	0.00	0.00	0.00	0.00	0.00	0.0%
Other Sources								
Transfers from Funds of Lapsed/Reorganized LEAs		8965	0.00	0.00	0.00	0.00	0.00	0.0%
Long-Term Debt Proceeds								
Proceeds from Certificates of Participation		8971	0.00	0.00	0.00	0.00	0.00	0.0%
Proceeds from Leases		8972	0.00	0.00	0.00	0.00	0.00	0.0%
Proceeds from Lease Revenue Bonds		8973	0.00	0.00	0.00	0.00	0.00	0.0%
All Other Financing Sources		8979	0.00	0.00	0.00	0.00	0.00	0.0%
(c) TOTAL, SOURCES			0.00	0.00	0.00	0.00	0.00	0.0%
<b>USES</b>								
Transfers of Funds from Lapsed/Reorganized LEAs		7651	0.00	0.00	0.00	0.00	0.00	0.0%
All Other Financing Uses		7699	0.00	0.00	0.00	0.00	0.00	0.0%
(d) TOTAL, USES			0.00	0.00	0.00	0.00	0.00	0.0%
<b>CONTRIBUTIONS</b>								

Description	Resource Codes	Object Codes	Original Budget (A)	Board Approved Operating Budget (B)	Actuals To Date (C)	Projected Year Totals (D)	Difference (Col B & D) (E)	% Diff Column B & D (F)
Contributions from Unrestricted Revenues		8980	0.00	0.00	0.00	0.00	0.00	0.0%
Contributions from Restricted Revenues		8990	0.00	0.00	0.00	0.00	0.00	0.0%
(e) TOTAL, CONTRIBUTIONS			0.00	0.00	0.00	0.00	0.00	0.0%
TOTAL, OTHER FINANCING SOURCES/USES (a - b + c - d + e)			2,854,361.00	2,854,361.00	0.00	2,805,361.00		

Resource	Description	2022-23 Projected Totals
9010	Other Restricted Local	5,136,727.04
Total, Restricted Balance		5,136,727.04

Description	Resource Codes	Object Codes	Original Budget (A)	Board Approved Operating Budget (B)	Actuals To Date (C)	Projected Year Totals (D)	Difference (Col B & D) (E)	% Diff Column B & D (F)
<b>A. REVENUES</b>								
1) LCFF Sources		8010-8099	0.00	0.00	0.00	0.00	0.00	0.0%
2) Federal Revenue		8100-8299	0.00	0.00	0.00	0.00	0.00	0.0%
3) Other State Revenue		8300-8599	150,000.00	150,000.00	0.00	150,000.00	0.00	0.0%
4) Other Local Revenue		8600-8799	51,543,000.00	51,543,000.00	22,153,726.39	51,543,000.00	0.00	0.0%
5) TOTAL, REVENUES			51,693,000.00	51,693,000.00	22,153,726.39	51,693,000.00		
<b>B. EXPENDITURES</b>								
1) Certificated Salaries		1000-1999	0.00	0.00	0.00	0.00	0.00	0.0%
2) Classified Salaries		2000-2999	0.00	0.00	0.00	0.00	0.00	0.0%
3) Employee Benefits		3000-3999	0.00	0.00	0.00	0.00	0.00	0.0%
4) Books and Supplies		4000-4999	0.00	0.00	0.00	0.00	0.00	0.0%
5) Services and Other Operating Expenditures		5000-5999	0.00	0.00	0.00	0.00	0.00	0.0%
6) Capital Outlay		6000-6999	0.00	0.00	0.00	0.00	0.00	0.0%
7) Other Outgo (excluding Transfers of Indirect Costs)		7100-7299,7400-7499	49,550,145.00	49,550,145.00	37,065,516.04	49,550,145.00	0.00	0.0%
8) Other Outgo - Transfers of Indirect Costs		7300-7399	0.00	0.00	0.00	0.00	0.00	0.0%
9) TOTAL, EXPENDITURES			49,550,145.00	49,550,145.00	37,065,516.04	49,550,145.00		
<b>C. EXCESS (DEFICIENCY) OF REVENUES OVER EXPENDITURES BEFORE OTHER FINANCING SOURCES AND USES (A5 - B9)</b>								
			2,142,855.00	2,142,855.00	(14,911,789.65)	2,142,855.00		
<b>D. OTHER FINANCING SOURCES/USES</b>								
1) Interfund Transfers								
a) Transfers In		8900-8929	0.00	0.00	0.00	0.00	0.00	0.0%
b) Transfers Out		7600-7629	0.00	0.00	0.00	0.00	0.00	0.0%
2) Other Sources/Uses								
a) Sources		8930-8979	0.00	0.00	0.00	0.00	0.00	0.0%
b) Uses		7630-7699	0.00	0.00	0.00	0.00	0.00	0.0%
3) Contributions		8980-8999	0.00	0.00	0.00	0.00	0.00	0.0%
4) TOTAL, OTHER FINANCING SOURCES/USES			0.00	0.00	0.00	0.00		
<b>E. NET INCREASE (DECREASE) IN FUND BALANCE (C + D4)</b>								
			2,142,855.00	2,142,855.00	(14,911,789.65)	2,142,855.00		
<b>F. FUND BALANCE, RESERVES</b>								
1) Beginning Fund Balance								
a) As of July 1 - Unaudited		9791	55,443,682.97	55,443,682.97		55,443,682.97	0.00	0.0%
b) Audit Adjustments		9793	0.00	0.00		0.00	0.00	0.0%
c) As of July 1 - Audited (F1a + F1b)			55,443,682.97	55,443,682.97		55,443,682.97		
d) Other Restatements		9795	0.00	0.00		0.00	0.00	0.0%
e) Adjusted Beginning Balance (F1c + F1d)			55,443,682.97	55,443,682.97		55,443,682.97		
2) Ending Balance, June 30 (E + F1e)			57,586,537.97	57,586,537.97		57,586,537.97		
Components of Ending Fund Balance								
a) Nonspendable								
Revolving Cash		9711	0.00	0.00		0.00		
Stores		9712	0.00	0.00		0.00		
Prepaid Items		9713	0.00	0.00		0.00		
All Others		9719	0.00	0.00		0.00		
b) Legally Restricted Balance		9740	57,586,537.97	57,586,537.97		57,586,537.97		

Description	Resource Codes	Object Codes	Original Budget (A)	Board Approved Operating Budget (B)	Actuals To Date (C)	Projected Year Totals (D)	Difference (Col B & D) (E)	% Diff Column B & D (F)
c) Committed								
Stabilization Arrangements		9750	0.00	0.00		0.00		
Other Commitments		9760	0.00	0.00		0.00		
d) Assigned								
Other Assignments		9780	0.00	0.00		0.00		
e) Unassigned/Unappropriated								
Reserve for Economic Uncertainties		9789	0.00	0.00		0.00		
Unassigned/Unappropriated Amount		9790	0.00	0.00		0.00		
<b>FEDERAL REVENUE</b>								
All Other Federal Revenue		8290	0.00	0.00	0.00	0.00	0.00	0.0%
TOTAL, FEDERAL REVENUE			0.00	0.00	0.00	0.00	0.00	0.0%
<b>OTHER STATE REVENUE</b>								
Tax Relief Subventions								
Voted Indebtedness Levies								
Homeowners' Exemptions		8571	150,000.00	150,000.00	0.00	150,000.00	0.00	0.0%
Other Subventions/In-Lieu Taxes		8572	0.00	0.00	0.00	0.00	0.00	0.0%
TOTAL, OTHER STATE REVENUE			150,000.00	150,000.00	0.00	150,000.00	0.00	0.0%
<b>OTHER LOCAL REVENUE</b>								
County and District Taxes								
Voted Indebtedness Levies								
Secured Roll		8611	51,000,000.00	51,000,000.00	21,662,144.15	51,000,000.00	0.00	0.0%
Unsecured Roll		8612	420,000.00	420,000.00	362,356.41	420,000.00	0.00	0.0%
Prior Years' Taxes		8613	0.00	0.00	2,623.24	0.00	0.00	0.0%
Supplemental Taxes		8614	0.00	0.00	(61,199.32)	0.00	0.00	0.0%
Penalties and Interest from Delinquent Non-LCFF Taxes		8629	0.00	0.00	0.00	0.00	0.00	0.0%
Interest		8660	123,000.00	123,000.00	187,801.91	123,000.00	0.00	0.0%
Net Increase (Decrease) in the Fair Value of Investments		8662	0.00	0.00	0.00	0.00	0.00	0.0%
Other Local Revenue								
All Other Local Revenue		8699	0.00	0.00	0.00	0.00	0.00	0.0%
All Other Transfers In from All Others		8799	0.00	0.00	0.00	0.00	0.00	0.0%
TOTAL, OTHER LOCAL REVENUE			51,543,000.00	51,543,000.00	22,153,726.39	51,543,000.00	0.00	0.0%
TOTAL, REVENUES			51,693,000.00	51,693,000.00	22,153,726.39	51,693,000.00		
<b>OTHER OUTGO (excluding Transfers of Indirect Costs)</b>								
Debt Service								
Bond Redemptions		7433	33,165,000.00	33,165,000.00	33,165,000.00	33,165,000.00	0.00	0.0%
Bond Interest and Other Service Charges		7434	16,385,145.00	16,385,145.00	3,900,516.04	16,385,145.00	0.00	0.0%
Debt Service - Interest		7438	0.00	0.00	0.00	0.00	0.00	0.0%
Other Debt Service - Principal		7439	0.00	0.00	0.00	0.00	0.00	0.0%
TOTAL, OTHER OUTGO (excluding Transfers of Indirect Costs)			49,550,145.00	49,550,145.00	37,065,516.04	49,550,145.00	0.00	0.0%
TOTAL, EXPENDITURES			49,550,145.00	49,550,145.00	37,065,516.04	49,550,145.00		
<b>INTERFUND TRANSFERS</b>								
<b>INTERFUND TRANSFERS IN</b>								
Other Authorized Interfund Transfers In		8919	0.00	0.00	0.00	0.00	0.00	0.0%
(a) TOTAL, INTERFUND TRANSFERS IN			0.00	0.00	0.00	0.00	0.00	0.0%



Description	Resource Codes	Object Codes	Original Budget (A)	Board Approved Operating Budget (B)	Actuals To Date (C)	Projected Year Totals (D)	Difference (Col B & D) (E)	% Diff Column B & D (F)
<b>INTERFUND TRANSFERS OUT</b>								
To: General Fund		7614	0.00	0.00	0.00	0.00	0.00	0.0%
Other Authorized Interfund Transfers Out		7619	0.00	0.00	0.00	0.00	0.00	0.0%
(b) TOTAL, INTERFUND TRANSFERS OUT			0.00	0.00	0.00	0.00	0.00	0.0%
<b>OTHER SOURCES/USES</b>								
<b>SOURCES</b>								
Other Sources								
Transfers from Funds of Lapsed/Reorganized LEAs		8965	0.00	0.00	0.00	0.00	0.00	0.0%
All Other Financing Sources		8979	0.00	0.00	0.00	0.00	0.00	0.0%
(c) TOTAL, SOURCES			0.00	0.00	0.00	0.00	0.00	0.0%
<b>USES</b>								
Transfers of Funds from Lapsed/Reorganized LEAs		7651	0.00	0.00	0.00	0.00	0.00	0.0%
All Other Financing Uses		7699	0.00	0.00	0.00	0.00	0.00	0.0%
(d) TOTAL, USES			0.00	0.00	0.00	0.00	0.00	0.0%
<b>CONTRIBUTIONS</b>								
Contributions from Unrestricted Revenues		8980	0.00	0.00	0.00	0.00	0.00	0.0%
Contributions from Restricted Revenues		8990	0.00	0.00	0.00	0.00	0.00	0.0%
(e) TOTAL, CONTRIBUTIONS			0.00	0.00	0.00	0.00	0.00	0.0%
<b>TOTAL, OTHER FINANCING SOURCES/USES</b>								
(a - b + c - d + e)			0.00	0.00	0.00	0.00		

Resource	Description	2022-23 Projected Totals
9010	Other Restricted Local	57,586,537.97
Total, Restricted Balance		57,586,537.97

Description	Resource Codes	Object Codes	Original Budget (A)	Board Approved Operating Budget (B)	Actuals To Date (C)	Projected Year Totals (D)	Difference (Col B & D) (E)	% Diff Column B & D (F)
<b>A. REVENUES</b>								
1) LCFF Sources		8010-8099	0.00	0.00	0.00	0.00	0.00	0.0%
2) Federal Revenue		8100-8299	0.00	0.00	0.00	0.00	0.00	0.0%
3) Other State Revenue		8300-8599	0.00	0.00	0.00	0.00	0.00	0.0%
4) Other Local Revenue		8600-8799	4,205,000.00	4,205,000.00	2,097,478.55	4,205,000.00	0.00	0.0%
5) TOTAL, REVENUES			4,205,000.00	4,205,000.00	2,097,478.55	4,205,000.00		
<b>B. EXPENSES</b>								
1) Certificated Salaries		1000-1999	0.00	0.00	0.00	0.00	0.00	0.0%
2) Classified Salaries		2000-2999	0.00	0.00	0.00	0.00	0.00	0.0%
3) Employee Benefits		3000-3999	3,880,000.00	3,880,000.00	1,886,966.56	3,880,000.00	0.00	0.0%
4) Books and Supplies		4000-4999	5,000.00	5,000.00	0.00	5,000.00	0.00	0.0%
5) Services and Other Operating Expenses		5000-5999	285,000.00	285,000.00	132,404.28	285,000.00	0.00	0.0%
6) Depreciation and Amortization		6000-6999	0.00	0.00	0.00	0.00	0.00	0.0%
7) Other Outgo (excluding Transfers of Indirect Costs)		7100-7299, 7400-7499	0.00	0.00	0.00	0.00	0.00	0.0%
8) Other Outgo - Transfers of Indirect Costs		7300-7399	0.00	0.00	0.00	0.00	0.00	0.0%
9) TOTAL, EXPENSES			4,170,000.00	4,170,000.00	2,019,370.84	4,170,000.00		
<b>C. EXCESS (DEFICIENCY) OF REVENUES OVER EXPENSES BEFORE OTHER FINANCING SOURCES AND USES(A5 -B9)</b>			35,000.00	35,000.00	78,107.71	35,000.00		
<b>D. OTHER FINANCING SOURCES/USES</b>								
1) Interfund Transfers								
a) Transfers In		8900-8929	0.00	0.00	0.00	0.00	0.00	0.0%
b) Transfers Out		7600-7629	0.00	0.00	0.00	0.00	0.00	0.0%
2) Other Sources/Uses								
a) Sources		8930-8979	0.00	0.00	0.00	0.00	0.00	0.0%
b) Uses		7630-7699	0.00	0.00	0.00	0.00	0.00	0.0%
3) Contributions		8980-8999	0.00	0.00	0.00	0.00	0.00	0.0%
4) TOTAL, OTHER FINANCING SOURCES/USES			0.00	0.00	0.00	0.00		
<b>E. NET INCREASE (DECREASE) IN NET POSITION (C + D4)</b>			35,000.00	35,000.00	78,107.71	35,000.00		
<b>F. NET POSITION</b>								
1) Beginning Net Position								
a) As of July 1 - Unaudited		9791	3,881,470.74	3,881,470.74		3,881,470.74	0.00	0.0%
b) Audit Adjustments		9793	0.00	0.00		0.00	0.00	0.0%

Description	Resource Codes	Object Codes	Original Budget (A)	Board Approved Operating Budget (B)	Actuals To Date (C)	Projected Year Totals (D)	Difference (Col B & D) (E)	% Diff Column B & D (F)
c) As of July 1 - Audited (F1a + F1b)			3,881,470.74	3,881,470.74		3,881,470.74		
d) Other Restatements		9795	0.00	0.00		0.00	0.00	0.0%
e) Adjusted Beginning Net Position (F1c + F1d)			3,881,470.74	3,881,470.74		3,881,470.74		
2) Ending Net Position, June 30 (E + F1e)			3,916,470.74	3,916,470.74		3,916,470.74		
Components of Ending Net Position								
a) Net Investment in Capital Assets		9796	0.00	0.00		0.00		
b) Restricted Net Position		9797	3,916,470.74	3,916,470.74		3,916,470.74		
c) Unrestricted Net Position		9790	0.00	0.00		0.00		
<b>OTHER STATE REVENUE</b>								
STRS On-Behalf Pension Contributions	7690	8590	0.00	0.00	0.00	0.00	0.00	0.0%
All Other State Revenue	All Other	8590	0.00	0.00	0.00	0.00	0.00	0.0%
TOTAL, OTHER STATE REVENUE			0.00	0.00	0.00	0.00	0.00	0.0%
<b>OTHER LOCAL REVENUE</b>								
Sales								
Sale of Equipment/Supplies		8631	0.00	0.00	0.00	0.00	0.00	0.0%
Interest		8660	25,000.00	25,000.00	23,157.63	25,000.00	0.00	0.0%
Net Increase (Decrease) in the Fair Value of Investments		8662	0.00	0.00	0.00	0.00	0.00	0.0%
Fees and Contracts								
In-District Premiums/Contributions		8674	4,180,000.00	4,180,000.00	2,074,320.92	4,180,000.00	0.00	0.0%
All Other Fees and Contracts		8689	0.00	0.00	0.00	0.00	0.00	0.0%
Other Local Revenue								
All Other Local Revenue		8699	0.00	0.00	0.00	0.00	0.00	0.0%
All Other Transfers In from All Others		8799	0.00	0.00	0.00	0.00	0.00	0.0%
TOTAL, OTHER LOCAL REVENUE			4,205,000.00	4,205,000.00	2,097,478.55	4,205,000.00	0.00	0.0%
TOTAL, REVENUES			4,205,000.00	4,205,000.00	2,097,478.55	4,205,000.00		
<b>CERTIFICATED SALARIES</b>								
Certificated Pupil Support Salaries		1200	0.00	0.00	0.00	0.00	0.00	0.0%
Certificated Supervisors' and Administrators' Salaries		1300	0.00	0.00	0.00	0.00	0.00	0.0%
TOTAL, CERTIFICATED SALARIES			0.00	0.00	0.00	0.00	0.00	0.0%
<b>CLASSIFIED SALARIES</b>								
Classified Support Salaries		2200	0.00	0.00	0.00	0.00	0.00	0.0%
Classified Supervisors' and Administrators' Salaries		2300	0.00	0.00	0.00	0.00	0.00	0.0%
Clerical, Technical and Office Salaries		2400	0.00	0.00	0.00	0.00	0.00	0.0%
Other Classified Salaries		2900	0.00	0.00	0.00	0.00	0.00	0.0%
TOTAL, CLASSIFIED SALARIES			0.00	0.00	0.00	0.00	0.00	0.0%
<b>EMPLOYEE BENEFITS</b>								
STRS		3101-3102	0.00	0.00	0.00	0.00	0.00	0.0%
PERS		3201-3202	0.00	0.00	0.00	0.00	0.00	0.0%
OASDI/Medicare/Alternative		3301-3302	0.00	0.00	0.00	0.00	0.00	0.0%
Health and Welfare Benefits		3401-3402	3,880,000.00	3,880,000.00	1,886,966.56	3,880,000.00	0.00	0.0%
Unemployment Insurance		3501-3502	0.00	0.00	0.00	0.00	0.00	0.0%
Workers' Compensation		3601-3602	0.00	0.00	0.00	0.00	0.00	0.0%

Description	Resource Codes	Object Codes	Original Budget (A)	Board Approved Operating Budget (B)	Actuals To Date (C)	Projected Year Totals (D)	Difference (Col B & D) (E)	% Diff Column B & D (F)
OPEB, Allocated		3701-3702	0.00	0.00	0.00	0.00	0.00	0.0%
OPEB, Active Employees		3751-3752	0.00	0.00	0.00	0.00	0.00	0.0%
Other Employee Benefits		3901-3902	0.00	0.00	0.00	0.00	0.00	0.0%
<b>TOTAL, EMPLOYEE BENEFITS</b>			<b>3,880,000.00</b>	<b>3,880,000.00</b>	<b>1,886,966.56</b>	<b>3,880,000.00</b>	<b>0.00</b>	<b>0.0%</b>
<b>BOOKS AND SUPPLIES</b>								
Books and Other Reference Materials		4200	0.00	0.00	0.00	0.00	0.00	0.0%
Materials and Supplies		4300	5,000.00	5,000.00	0.00	5,000.00	0.00	0.0%
Noncapitalized Equipment		4400	0.00	0.00	0.00	0.00	0.00	0.0%
<b>TOTAL, BOOKS AND SUPPLIES</b>			<b>5,000.00</b>	<b>5,000.00</b>	<b>0.00</b>	<b>5,000.00</b>	<b>0.00</b>	<b>0.0%</b>
<b>SERVICES AND OTHER OPERATING EXPENSES</b>								
Subagreements for Services		5100	0.00	0.00	0.00	0.00	0.00	0.0%
Travel and Conferences		5200	0.00	0.00	0.00	0.00	0.00	0.0%
Dues and Memberships		5300	0.00	0.00	0.00	0.00	0.00	0.0%
Insurance		5400-5450	0.00	0.00	0.00	0.00	0.00	0.0%
Operations and Housekeeping Services		5500	0.00	0.00	0.00	0.00	0.00	0.0%
Rentals, Leases, Repairs, and Noncapitalized Improvements		5600	0.00	0.00	0.00	0.00	0.00	0.0%
Transfers of Direct Costs - Interfund		5750	0.00	0.00	0.00	0.00	0.00	0.0%
Professional/Consulting Services and Operating Expenditures		5800	285,000.00	285,000.00	132,404.28	285,000.00	0.00	0.0%
Communications		5900	0.00	0.00	0.00	0.00	0.00	0.0%
<b>TOTAL, SERVICES AND OTHER OPERATING EXPENSES</b>			<b>285,000.00</b>	<b>285,000.00</b>	<b>132,404.28</b>	<b>285,000.00</b>	<b>0.00</b>	<b>0.0%</b>
<b>DEPRECIATION AND AMORTIZATION</b>								
Depreciation Expense		6900	0.00	0.00	0.00	0.00	0.00	0.0%
Amortization Expense-Lease Assets		6910	0.00	0.00	0.00	0.00	0.00	0.0%
<b>TOTAL, DEPRECIATION AND AMORTIZATION</b>			<b>0.00</b>	<b>0.00</b>	<b>0.00</b>	<b>0.00</b>	<b>0.00</b>	<b>0.0%</b>
<b>TOTAL, EXPENSES</b>			<b>4,170,000.00</b>	<b>4,170,000.00</b>	<b>2,019,370.84</b>	<b>4,170,000.00</b>		
<b>INTERFUND TRANSFERS</b>								
<b>INTERFUND TRANSFERS IN</b>								
Other Authorized Interfund Transfers In		8919	0.00	0.00	0.00	0.00	0.00	0.0%
(a) TOTAL, INTERFUND TRANSFERS IN			0.00	0.00	0.00	0.00	0.00	0.0%
<b>INTERFUND TRANSFERS OUT</b>								
Other Authorized Interfund Transfers Out		7619	0.00	0.00	0.00	0.00	0.00	0.0%
(b) TOTAL, INTERFUND TRANSFERS OUT			0.00	0.00	0.00	0.00	0.00	0.0%
<b>OTHER SOURCES/USES</b>								
<b>SOURCES</b>								
Other Sources								
Transfers from Funds of Lapsed/Reorganized LEAs		8965	0.00	0.00	0.00	0.00	0.00	0.0%
(c) TOTAL, SOURCES			0.00	0.00	0.00	0.00	0.00	0.0%
<b>USES</b>								
Transfers of Funds from Lapsed/Reorganized LEAs		7651	0.00	0.00	0.00	0.00	0.00	0.0%
(d) TOTAL, USES			0.00	0.00	0.00	0.00	0.00	0.0%
<b>CONTRIBUTIONS</b>								
Contributions from Unrestricted Revenues		8980	0.00	0.00	0.00	0.00	0.00	0.0%

Description	Resource Codes	Object Codes	Original Budget (A)	Board Approved Operating Budget (B)	Actuals To Date (C)	Projected Year Totals (D)	Difference (Col B & D) (E)	% Diff Column B & D (F)
Contributions from Restricted Revenues		8990	0.00	0.00	0.00	0.00	0.00	0.0%
(e) TOTAL, CONTRIBUTIONS			0.00	0.00	0.00	0.00	0.00	0.0%
TOTAL, OTHER FINANCING SOURCES/USES								
(a - b + c - d + e)			0.00	0.00	0.00	0.00		

Resource	Description	2022-23 Projected Totals
9010	Other Restricted Local	3,916,470.74
Total, Restricted Net Position		3,916,470.74

Description	Resource Codes	Object Codes	Original Budget (A)	Board Approved Operating Budget (B)	Actuals To Date (C)	Projected Year Totals (D)	Difference (Col B & D) (E)	% Diff Column B & D (F)
<b>A. REVENUES</b>								
1) LCFF Sources		8010-8099	0.00	0.00	0.00	0.00	0.00	0.0%
2) Federal Revenue		8100-8299	0.00	0.00	0.00	0.00	0.00	0.0%
3) Other State Revenue		8300-8599	0.00	0.00	0.00	0.00	0.00	0.0%
4) Other Local Revenue		8600-8799	3,462,942.00	3,462,942.00	(1,892.00)	3,462,942.00	0.00	0.0%
5) TOTAL, REVENUES			3,462,942.00	3,462,942.00	(1,892.00)	3,462,942.00		
<b>B. EXPENSES</b>								
1) Certificated Salaries		1000-1999	0.00	0.00	0.00	0.00	0.00	0.0%
2) Classified Salaries		2000-2999	0.00	0.00	0.00	0.00	0.00	0.0%
3) Employee Benefits		3000-3999	0.00	0.00	0.00	0.00	0.00	0.0%
4) Books and Supplies		4000-4999	0.00	0.00	0.00	0.00	0.00	0.0%
5) Services and Other Operating Expenses		5000-5999	3,637,940.00	3,637,940.00	1,891,115.50	3,637,940.00	0.00	0.0%
6) Depreciation and Amortization		6000-6999	0.00	0.00	0.00	0.00	0.00	0.0%
7) Other Outgo (excluding Transfers of Indirect Costs)		7100-7299, 7400-7499	0.00	0.00	0.00	0.00	0.00	0.0%
8) Other Outgo - Transfers of Indirect Costs		7300-7399	0.00	0.00	0.00	0.00	0.00	0.0%
9) TOTAL, EXPENSES			3,637,940.00	3,637,940.00	1,891,115.50	3,637,940.00		
<b>C. EXCESS (DEFICIENCY) OF REVENUES OVER EXPENSES BEFORE OTHER FINANCING SOURCES AND USES(A5 -B9)</b>			(174,998.00)	(174,998.00)	(1,893,007.50)	(174,998.00)		
<b>D. OTHER FINANCING SOURCES/USES</b>								
1) Interfund Transfers								
a) Transfers In		8900-8929	0.00	0.00	0.00	0.00	0.00	0.0%
b) Transfers Out		7600-7629	0.00	0.00	0.00	0.00	0.00	0.0%
2) Other Sources/Uses								
a) Sources		8930-8979	0.00	0.00	0.00	0.00	0.00	0.0%
b) Uses		7630-7699	0.00	0.00	0.00	0.00	0.00	0.0%
3) Contributions		8980-8999	0.00	0.00	0.00	0.00	0.00	0.0%
4) TOTAL, OTHER FINANCING SOURCES/USES			0.00	0.00	0.00	0.00		
<b>E. NET INCREASE (DECREASE) IN NET POSITION (C + D4)</b>			(174,998.00)	(174,998.00)	(1,893,007.50)	(174,998.00)		
<b>F. NET POSITION</b>								
1) Beginning Net Position								
a) As of July 1 - Unaudited		9791	30,470,599.90	30,470,599.90		30,470,599.90	0.00	0.0%
b) Audit Adjustments		9793	0.00	0.00		0.00	0.00	0.0%



Description	Resource Codes	Object Codes	Original Budget (A)	Board Approved Operating Budget (B)	Actuals To Date (C)	Projected Year Totals (D)	Difference (Col B & D) (E)	% Diff Column B & D (F)
c) As of July 1 - Audited (F1a + F1b)			30,470,599.90	30,470,599.90		30,470,599.90		
d) Other Restatements		9795	0.00	0.00		0.00	0.00	0.0%
e) Adjusted Beginning Net Position (F1c + F1d)			30,470,599.90	30,470,599.90		30,470,599.90		
2) Ending Net Position, June 30 (E + F1e)			30,295,601.90	30,295,601.90		30,295,601.90		
Components of Ending Net Position								
a) Net Investment in Capital Assets		9796	0.00	0.00		0.00		
b) Restricted Net Position		9797	30,295,601.90	30,295,601.90		30,295,601.90		
c) Unrestricted Net Position		9790	0.00	0.00		0.00		
<b>OTHER LOCAL REVENUE</b>								
Interest		8660	0.00	0.00	(1,892.00)	0.00	0.00	0.0%
Net Increase (Decrease) in the Fair Value of Investments		8662	0.00	0.00	0.00	0.00	0.00	0.0%
Fees and Contracts								
In-District Premiums/Contributions		8674	3,462,942.00	3,462,942.00	0.00	3,462,942.00	0.00	0.0%
Other Local Revenue								
All Other Local Revenue		8699	0.00	0.00	0.00	0.00	0.00	0.0%
TOTAL, OTHER LOCAL REVENUE			3,462,942.00	3,462,942.00	(1,892.00)	3,462,942.00	0.00	0.0%
TOTAL, REVENUES			3,462,942.00	3,462,942.00	(1,892.00)	3,462,942.00		
<b>SERVICES AND OTHER OPERATING EXPENSES</b>								
Subagreements for Services		5100	0.00	0.00	0.00	0.00	0.00	0.0%
Professional/Consulting Services and Operating Expenditures		5800	3,637,940.00	3,637,940.00	1,891,115.50	3,637,940.00	0.00	0.0%
TOTAL, SERVICES AND OTHER OPERATING EXPENSES			3,637,940.00	3,637,940.00	1,891,115.50	3,637,940.00	0.00	0.0%
TOTAL, EXPENSES			3,637,940.00	3,637,940.00	1,891,115.50	3,637,940.00		
<b>INTERFUND TRANSFERS</b>								
<b>INTERFUND TRANSFERS IN</b>								
Other Authorized Interfund Transfers In		8919	0.00	0.00	0.00	0.00	0.00	0.0%
(a) TOTAL, INTERFUND TRANSFERS IN			0.00	0.00	0.00	0.00	0.00	0.0%
<b>OTHER SOURCES/USES</b>								
<b>SOURCES</b>								
Other Sources								
Transfers from Funds of Lapsed/Reorganized LEAs		8965	0.00	0.00	0.00	0.00	0.00	0.0%
All Other Financing Sources		8979	0.00	0.00	0.00	0.00	0.00	0.0%
(c) TOTAL, SOURCES			0.00	0.00	0.00	0.00	0.00	0.0%
<b>USES</b>								
Transfers of Funds from Lapsed/Reorganized LEAs		7651	0.00	0.00	0.00	0.00	0.00	0.0%
(d) TOTAL, USES			0.00	0.00	0.00	0.00	0.00	0.0%
<b>CONTRIBUTIONS</b>								
Contributions from Unrestricted Revenues		8980	0.00	0.00	0.00	0.00	0.00	0.0%
Contributions from Restricted Revenues		8990	0.00	0.00	0.00	0.00	0.00	0.0%
(e) TOTAL, CONTRIBUTIONS			0.00	0.00	0.00	0.00	0.00	0.0%
TOTAL, OTHER FINANCING SOURCES/USES								
(a + c - d + e)			0.00	0.00	0.00	0.00		

Resource	Description	2022-23 Projected Totals
9010	Other Restricted Local	30,295,601.90
Total, Restricted Net Position		30,295,601.90

Description	ESTIMATED FUNDED ADA Original Budget (A)	ESTIMATED FUNDED ADA Board Approved Operating Budget (B)	ESTIMATED P-2 REPORT ADA Projected Year Totals (C)	ESTIMATED FUNDED ADA Projected Year Totals (D)	DIFFERENCE (Col. D - B) (E)	PERCENTAGE DIFFERENCE (Col. E / B) (F)
<b>A. DISTRICT</b>						
<b>1. Total District Regular ADA</b> Includes Opportunity Classes, Home & Hospital, Special Day Class, Continuation Education, Special Education NPS/LCI and Extended Year, and Community Day School (includes Necessary Small School ADA)	30,221.02	30,357.12	28,156.47	30,355.93	(1.19)	0.0%
<b>2. Total Basic Aid Choice/Court Ordered Voluntary Pupil Transfer Regular ADA</b> Includes Opportunity Classes, Home & Hospital, Special Day Class, Continuation Education, Special Education NPS/LCI and Extended Year, and Community Day School (ADA not included in Line A1 above)	0.00	0.00	0.00	0.00	0.00	0.0%
<b>3. Total Basic Aid Open Enrollment Regular ADA</b> Includes Opportunity Classes, Home & Hospital, Special Day Class, Continuation Education, Special Education NPS/LCI and Extended Year, and Community Day School (ADA not included in Line A1 above)	0.00	0.00	0.00	0.00	0.00	0.0%
<b>4. Total, District Regular ADA</b> (Sum of Lines A1 through A3)	30,221.02	30,357.12	28,156.47	30,355.93	(1.19)	0.0%
<b>5. District Funded County Program ADA</b>						
a. County Community Schools	0.00	0.00	0.00	0.00	0.00	0.0%
b. Special Education-Special Day Class	13.84	13.84	6.80	6.80	(7.04)	-51.0%
c. Special Education-NPS/LCI	0.00	0.00	0.00	0.00	0.00	0.0%
d. Special Education Extended Year	.85	.85	.45	.45	(.40)	-47.0%
e. Other County Operated Programs: Opportunity Schools and Full Day Opportunity Classes, Specialized Secondary Schools	0.00	0.00	0.00	0.00	0.00	0.0%
f. County School Tuition Fund (Out of State Tuition) [EC 2000 and 46380]	0.00	0.00	0.00	0.00	0.00	0.0%
<b>g. Total, District Funded County Program ADA</b> (Sum of Lines A5a through A5f)	14.69	14.69	7.25	7.25	(7.44)	-51.0%
<b>6. TOTAL DISTRICT ADA</b> (Sum of Line A4 and Line A5g)	30,235.71	30,371.81	28,163.72	30,363.18	(8.63)	0.0%
<b>7. Adults in Correctional Facilities</b>	0.00	0.00	0.00	0.00	0.00	0.0%
<b>8. Charter School ADA</b> (Enter Charter School ADA using Tab C. Charter School ADA)						

Description	ESTIMATED FUNDED ADA Original Budget (A)	ESTIMATED FUNDED ADA Board Approved Operating Budget (B)	ESTIMATED P-2 REPORT ADA Projected Year Totals (C)	ESTIMATED FUNDED ADA Projected Year Totals (D)	DIFFERENCE (Col. D - B) (E)	PERCENTAGE DIFFERENCE (Col. E / B) (F)
<b>B. COUNTY OFFICE OF EDUCATION</b>						
<b>1. County Program Alternative Education Grant ADA</b>						
a. County Group Home and Institution Pupils	0.00	0.00	0.00	0.00	0.00	0.0%
b. Juvenile Halls, Homes, and Camps	0.00	0.00	0.00	0.00	0.00	0.0%
c. Probation Referred, On Probation or Parole, Expelled per EC 48915(a) or (c) [EC 2574(c)(4)(A)]	0.00	0.00	0.00	0.00	0.00	0.0%
<b>d. Total, County Program Alternative Education ADA (Sum of Lines B1a through B1c)</b>	0.00	0.00	0.00	0.00	0.00	0.0%
<b>2. District Funded County Program ADA</b>						
a. County Community Schools	0.00	0.00	0.00	0.00	0.00	0.0%
b. Special Education-Special Day Class	0.00	0.00	0.00	0.00	0.00	0.0%
c. Special Education-NPS/LCI	0.00	0.00	0.00	0.00	0.00	0.0%
d. Special Education Extended Year	0.00	0.00	0.00	0.00	0.00	0.0%
e. Other County Operated Programs: Opportunity Schools and Full Day Opportunity Classes, Specialized Secondary Schools	0.00	0.00	0.00	0.00	0.00	0.0%
f. County School Tuition Fund (Out of State Tuition) [EC 2000 and 46380]	0.00	0.00	0.00	0.00	0.00	0.0%
<b>g. Total, District Funded County Program ADA (Sum of Lines B2a through B2f)</b>	0.00	0.00	0.00	0.00	0.00	0.0%
<b>3. TOTAL COUNTY OFFICE ADA (Sum of Lines B1d and B2g)</b>	0.00	0.00	0.00	0.00	0.00	0.0%
<b>4. Adults in Correctional Facilities</b>	0.00	0.00	0.00	0.00	0.00	0.0%
<b>5. County Operations Grant ADA</b>	0.00	0.00	0.00	0.00	0.00	0.0%
<b>6. Charter School ADA</b> (Enter Charter School ADA using Tab C. Charter School ADA)						

Description	ESTIMATED FUNDED ADA Original Budget (A)	ESTIMATED FUNDED ADA Board Approved Operating Budget (B)	ESTIMATED P-2 REPORT ADA Projected Year Totals (C)	ESTIMATED FUNDED ADA Projected Year Totals (D)	DIFFERENCE (Col. D - B) (E)	PERCENTAGE DIFFERENCE (Col. E / B) (F)
<b>C. CHARTER SCHOOL ADA</b>						
Authorizing LEAs reporting charter school SACS financial data in their Fund 01, 09, or 62 use this worksheet to report ADA for those charter schools.						
Charter schools reporting SACS financial data separately from their authorizing LEAs in Fund 01 or Fund 62 use this worksheet to report their ADA.						
<b>FUND 01: Charter School ADA corresponding to SACS financial data reported in Fund 01.</b>						
<b>1. Total Charter School Regular ADA</b>	0.00	0.00	0.00	0.00	0.00	0.0%
<b>2. Charter School County Program Alternative Education ADA</b>						
a. County Group Home and Institution Pupils	0.00	0.00	0.00	0.00	0.00	0.0%
b. Juvenile Halls, Homes, and Camps	0.00	0.00	0.00	0.00	0.00	0.0%
c. Probation Referred, On Probation or Parole, Expelled per EC 48915(a) or (c) [EC 2574(c)(4)(A)]	0.00	0.00	0.00	0.00	0.00	0.0%
<b>d. Total, Charter School County Program Alternative Education ADA (Sum of Lines C2a through C2c)</b>	0.00	0.00	0.00	0.00	0.00	0.0%
<b>3. Charter School Funded County Program ADA</b>						
a. County Community Schools	0.00	0.00	0.00	0.00	0.00	0.0%
b. Special Education-Special Day Class	0.00	0.00	0.00	0.00	0.00	0.0%
c. Special Education-NPS/LCI	0.00	0.00	0.00	0.00	0.00	0.0%
d. Special Education Extended Year	0.00	0.00	0.00	0.00	0.00	0.0%
e. Other County Operated Programs: Opportunity Schools and Full Day Opportunity Classes, Specialized Secondary Schools	0.00	0.00	0.00	0.00	0.00	0.0%
<b>f. Total, Charter School Funded County Program ADA (Sum of Lines C3a through C3e)</b>	0.00	0.00	0.00	0.00	0.00	0.0%
<b>4. TOTAL CHARTER SCHOOL ADA (Sum of Lines C1, C2d, and C3f)</b>	0.00	0.00	0.00	0.00	0.00	0.0%
<b>FUND 09 or 62: Charter School ADA corresponding to SACS financial data reported in Fund 09 or Fund 62.</b>						
<b>5. Total Charter School Regular ADA</b>	0.00	0.00	0.00	0.00	0.00	0.0%
<b>6. Charter School County Program Alternative Education ADA</b>						
a. County Group Home and Institution Pupils	0.00	0.00	0.00	0.00	0.00	0.0%
b. Juvenile Halls, Homes, and Camps	0.00	0.00	0.00	0.00	0.00	0.0%
c. Probation Referred, On Probation or Parole, Expelled per EC 48915(a) or (c) [EC 2574(c)(4)(A)]	0.00	0.00	0.00	0.00	0.00	0.0%
<b>d. Total, Charter School County Program Alternative Education ADA (Sum of Lines C6a through C6c)</b>	0.00	0.00	0.00	0.00	0.00	0.0%
<b>7. Charter School Funded County Program ADA</b>						
a. County Community Schools	0.00	0.00	0.00	0.00	0.00	0.0%
b. Special Education-Special Day Class	0.00	0.00	0.00	0.00	0.00	0.0%
c. Special Education-NPS/LCI	0.00	0.00	0.00	0.00	0.00	0.0%
d. Special Education Extended Year	0.00	0.00	0.00	0.00	0.00	0.0%
e. Other County Operated Programs: Opportunity Schools and Full Day Opportunity Classes, Specialized Secondary Schools	0.00	0.00	0.00	0.00	0.00	0.0%
<b>f. Total, Charter School Funded County Program ADA</b>						

Description	ESTIMATED FUNDED ADA Original Budget (A)	ESTIMATED FUNDED ADA Board Approved Operating Budget (B)	ESTIMATED P-2 REPORT ADA Projected Year Totals (C)	ESTIMATED FUNDED ADA Projected Year Totals (D)	DIFFERENCE (Col. D - B) (E)	PERCENTAGE DIFFERENCE (Col. E / B) (F)
<b>Program ADA</b> (Sum of Lines C7a through C7e)	0.00	0.00	0.00	0.00	0.00	0.0%
<b>8. TOTAL CHARTER SCHOOL ADA</b> (Sum of Lines C5, C6d, and C7f)	0.00	0.00	0.00	0.00	0.00	0.0%
<b>9. TOTAL CHARTER SCHOOL ADA</b> Reported in Fund 01, 09, or 62 (Sum of Lines C4 and C8)	0.00	0.00	0.00	0.00	0.00	0.0%

San Ramon Valley Unified  
Contra Costa County

Second Interim  
2022-23 Budget  
Cashflow Worksheet - Budget Year (1)

Description	Object	Beginning Balances (Ref. Only)	July	August	September	October	November	
ACTUALS THROUGH THE MONTH OF (Enter Month Name):	JANUARY							
A. BEGINNING CASH			39,817,504.95	42,796,798.62	11,419,705.90	2,880,942.42	(10,396,523.46)	(2)
B. RECEIPTS								
LCFF/Revenue Limit Sources								
Principal Apportionment	8010-8019		5,856,909.90	5,856,909.90	12,090,992.82	10,542,437.82	10,542,437.82	1
Property Taxes	8020-8079		0.00	0.00	6,523.00	4,912,855.00	0.00	11
Miscellaneous Funds	8080-8099		0.00	0.00	0.00	0.00	0.00	
Federal Revenue	8100-8299		48,507.20	399,549.98	1,586,998.98	433,509.07	0.00	
Other State Revenue	8300-8599		1,669,020.40	1,674,067.40	3,004,236.72	4,706,772.27	7,553,232.72	1
Other Local Revenue	8600-8799		106,248.00	1,043,834.00	1,934,465.00	2,080,078.96	3,435,241.00	
Interfund Transfers In	8910-8929		0.00	0.00	0.00	0.00	0.00	
All Other Financing Sources	8930-8979		0.00	0.00	0.00	0.00	0.00	
TOTAL RECEIPTS			7,680,685.50	8,974,361.28	18,623,216.52	22,675,653.12	21,530,911.54	14
C. DISBURSEMENTS								
Certificated Salaries	1000-1999		2,009,646.00	14,279,355.00	15,149,822.00	15,145,085.00	17,581,351.00	
Classified Salaries	2000-2999		3,683,275.00	4,902,703.00	4,953,930.00	4,954,306.00	4,945,974.00	
Employee Benefits	3000-3999		4,698,676.00	8,307,770.00	8,493,443.00	7,975,494.00	8,798,723.00	
Books and Supplies	4000-4999		1,415,144.00	2,501,751.00	1,173,842.00	733,136.00	1,923,545.00	
Services	5000-5999		914,520.00	6,985,287.00	2,721,362.00	2,809,359.00	3,861,467.00	
Capital Outlay	6000-6599		0.00	216,771.00	38,586.00	46,758.00	37,824.00	
Other Outgo	7000-7499		0.00	0.00	0.00	0.00	0.00	
Interfund Transfers Out	7600-7629		0.00	0.00	0.00	0.00	0.00	
All Other Financing Uses	7630-7699		0.00	0.00	0.00	0.00	0.00	
TOTAL DISBURSEMENTS			12,721,261.00	37,193,637.00	32,530,985.00	31,664,138.00	37,148,884.00	2
D. BALANCE SHEET ITEMS								
<u>Assets and Deferred Outflows</u>								
Cash Not In Treasury	9111-9199	2,535,906.90	1,773,891.00	44,029.00	37,955.00	(5,000.00)	0.00	
Accounts Receivable	9200-9299	21,816,423.34	10,439,272.00	1,002,535.00	4,945,454.00	3,333,509.00	500,569.00	
Due From Other Funds	9310	705,549.84	705,549.84	0.00	0.00	0.00	0.00	
Stores	9320	46,286.13	108,775.00	(4,273.00)	(12,185.00)	6,946.00	4,248.00	
Prepaid Expenditures	9330	1,850,938.77	1,553,994.00	(60,662.00)	0.00	0.00	0.00	

Description	Object	Beginning Balances (Ref. Only)	July	August	September	October	November	
Other Current Assets	9340	0.00	0.00	0.00	0.00	0.00	0.00	
Lease Receivable	9380							
Deferred Outflows of Resources	9490	0.00	0.00	0.00	0.00	0.00	0.00	
<b>SUBTOTAL</b>		<b>26,955,104.98</b>	<b>14,581,481.84</b>	<b>981,629.00</b>	<b>4,971,224.00</b>	<b>3,335,455.00</b>	<b>504,817.00</b>	
<u>Liabilities and Deferred Inflows</u>								
Accounts Payable	9500-9599	9,404,641.08	5,249,307.00	3,941,181.00	(703,699.00)	(189,064.00)	(130,356.00)	
Due To Other Funds	9610	1,312,305.67	1,312,305.67	0.00	0.00	0.00	0.00	
Current Loans	9640	0.00	0.00	0.00	0.00	0.00	0.00	
Unearned Revenues	9650	8,317,683.27	0.00	198,265.00	305,918.00	7,813,500.00	0.00	
Deferred Inflows of Resources	9690	0.00	0.00	0.00	0.00	0.00	0.00	
<b>SUBTOTAL</b>		<b>19,034,630.02</b>	<b>6,561,612.67</b>	<b>4,139,446.00</b>	<b>(397,781.00)</b>	<b>7,624,436.00</b>	<b>(130,356.00)</b>	
<u>Nonoperating</u>								
Suspense Clearing	9910	0.00	0.00	0.00	0.00	0.00	0.00	
<b>TOTAL BALANCE SHEET ITEMS</b>		<b>7,920,474.96</b>	<b>8,019,869.17</b>	<b>(3,157,817.00)</b>	<b>5,369,005.00</b>	<b>(4,288,981.00)</b>	<b>635,173.00</b>	
<b>E. NET INCREASE/DECREASE (B - C + D)</b>			<b>2,979,293.67</b>	<b>(31,377,092.72)</b>	<b>(8,538,763.48)</b>	<b>(13,277,465.88)</b>	<b>(14,982,799.46)</b>	<b>12</b>
<b>F. ENDING CASH (A + E)</b>			<b>42,796,798.62</b>	<b>11,419,705.90</b>	<b>2,880,942.42</b>	<b>(10,396,523.46)</b>	<b>(25,379,322.92)</b>	<b>9</b>
<b>G. ENDING CASH, PLUS CASH ACCRUALS AND ADJUSTMENTS</b>								



Description	Object	March	April	May	June	Accruals	A
ACTUALS THROUGH THE MONTH OF (Enter Month Name): JANUARY							
A. BEGINNING CASH		31,637,609.27	3,950,796.54	68,900,801.02	43,909,119.72		
B. RECEIPTS							
LCFF/Revenue Limit Sources							
Principal Apportionment	8010-8019	7,380,936.52	5,893,898.02	5,893,898.02	7,380,936.52	0.00	
Property Taxes	8020-8079	0.00	95,362,315.18	0.00	9,832,894.82	0.00	
Miscellaneous Funds	8080-8099	0.00	0.00	0.00	0.00	0.00	
Federal Revenue	8100-8299	202,955.00	41,454.40	0.00	6,056,549.24	5,916,006.51	
Other State Revenue	8300-8599	4,714,313.71	2,887,354.84	6,100,980.84	17,806,102.01	9,155,842.89	10
Other Local Revenue	8600-8799	2,349,760.60	2,349,760.60	5,430,010.60	2,385,681.64	1,724,518.60	
Interfund Transfers In	8910-8929	0.00	0.00	0.00	0.00	0.00	
All Other Financing Sources	8930-8979	0.00	0.00	0.00	0.00	0.00	
TOTAL RECEIPTS		14,647,965.83	106,534,783.04	17,424,889.46	43,462,164.23	16,796,368.00	10
C. DISBURSEMENTS							
Certificated Salaries	1000-1999	17,382,210.80	17,382,210.80	17,382,210.80	10,978,238.40	2,946,077.20	
Classified Salaries	2000-2999	5,861,240.82	5,861,240.82	5,861,240.82	3,907,493.88	1,983,478.66	
Employee Benefits	3000-3999	10,459,588.98	10,459,588.98	10,459,588.98	22,149,717.84	2,817,322.22	
Books and Supplies	4000-4999	3,083,245.68	3,083,245.68	3,083,245.68	3,083,245.68	1,963,818.28	
Services	5000-5999	5,513,438.48	5,513,438.48	5,513,438.48	5,513,438.48	2,151,421.08	
Capital Outlay	6000-6599	35,053.80	35,053.80	116,846.00	525,807.00	57,956.40	
Other Outgo	7000-7499	0.00	0.00	0.00	993,996.00	0.00	
Interfund Transfers Out	7600-7629	0.00	0.00	0.00	2,854,361.00	0.00	
All Other Financing Uses	7630-7699	0.00	0.00	0.00	0.00	0.00	
TOTAL DISBURSEMENTS		42,334,778.56	42,334,778.56	42,416,570.76	50,006,298.28	11,920,073.84	
D. BALANCE SHEET ITEMS							
<u>Assets and Deferred Outflows</u>							
Cash Not In Treasury	9111-9199	0.00	0.00	0.00	0.00	685,031.90	
Accounts Receivable	9200-9299	0.00	750,000.00	0.00	0.00	751,298.34	
Due From Other Funds	9310	0.00	0.00	0.00	0.00	0.00	
Stores	9320	0.00	0.00	0.00	0.00	(65,932.87)	
Prepaid Expenditures	9330	0.00	0.00	0.00	0.00	357,606.77	
Other Current Assets	9340	0.00	0.00	0.00	0.00	0.00	
Lease Receivable	9380						

Description	Object	March	April	May	June	Accruals	A
Deferred Outflows of Resources	9490	0.00	0.00	0.00	0.00	0.00	
SUBTOTAL		0.00	750,000.00	0.00	0.00	1,728,004.14	
<u>Liabilities and Deferred Inflows</u>							
Accounts Payable	9500-9599	0.00	0.00	0.00	0.00	(883,585.92)	
Due To Other Funds	9610	0.00	0.00	0.00	0.00	0.00	
Current Loans	9640	0.00	0.00	0.00	0.00	0.00	
Unearned Revenues	9650	0.00	0.00	0.00	0.00	0.00	
Deferred Inflows of Resources	9690	0.00	0.00	0.00	0.00	0.00	
SUBTOTAL		0.00	0.00	0.00	0.00	(883,585.92)	
<u>Nonoperating</u>							
Suspense Clearing	9910	0.00	0.00	0.00	0.00	0.00	
TOTAL BALANCE SHEET ITEMS		0.00	750,000.00	0.00	0.00	2,611,590.06	
E. NET INCREASE/DECREASE (B - C + D)		(27,686,812.73)	64,950,004.48	(24,991,681.30)	(6,544,134.05)	7,487,884.22	10
F. ENDING CASH (A + E)		3,950,796.54	68,900,801.02	43,909,119.72	37,364,985.67		
G. ENDING CASH, PLUS CASH ACCRUALS AND ADJUSTMENTS							

Description	Object Codes	Projected Year Totals (Form 011) (A)	% Change (Cols. C-A/A) (B)	2023-24 Projection (C)	% Change (Cols. E-C/C) (D)	2024-25 Projection (E)
(Enter projections for subsequent years 1 and 2 in Columns C and E; current year - Column A - is extracted)						
<b>A. REVENUES AND OTHER FINANCING SOURCES</b>						
1. LCFF/Revenue Limit Sources	8010-8099	321,739,511.00	5.01%	337,865,978.00	.03%	337,978,413.00
2. Federal Revenues	8100-8299	0.00	0.00%	0.00	0.00%	0.00
3. Other State Revenues	8300-8599	10,104,384.00	3.26%	10,433,539.25	1.05%	10,543,174.30
4. Other Local Revenues	8600-8799	10,316,749.00	(.02%)	10,314,198.74	0.00%	10,314,558.52
5. Other Financing Sources						
a. Transfers In	8900-8929	49,000.00	0.00%	49,000.00	0.00%	49,000.00
b. Other Sources	8930-8979	0.00	0.00%	0.00	0.00%	0.00
c. Contributions	8980-8999	(53,713,141.00)	1.69%	(54,620,735.79)	2.57%	(56,024,705.00)
6. Total (Sum lines A1 thru A5c)		288,496,503.00	5.39%	304,041,980.20	(.39%)	302,860,440.82
<b>B. EXPENDITURES AND OTHER FINANCING USES</b>						
1. Certificated Salaries						
a. Base Salaries				145,580,390.00		143,448,740.84
b. Step & Column Adjustment				1,434,074.84		1,437,611.59
c. Cost-of-Living Adjustment				0.00		0.00
d. Other Adjustments				(3,565,724.00)		2,302,649.00
e. Total Certificated Salaries (Sum lines B1a thru B1d)	1000-1999	145,580,390.00	(1.46%)	143,448,740.84	2.61%	147,189,001.43
2. Classified Salaries						
a. Base Salaries				37,284,516.00		37,879,585.16
b. Step & Column Adjustment				372,845.16		378,795.84
c. Cost-of-Living Adjustment				0.00		0.00
d. Other Adjustments				222,224.00		0.00
e. Total Classified Salaries (Sum lines B2a thru B2d)	2000-2999	37,284,516.00	1.60%	37,879,585.16	1.00%	38,258,381.00
3. Employee Benefits	3000-3999	82,982,491.00	(5.68%)	78,271,995.31	11.74%	87,461,638.59
4. Books and Supplies	4000-4999	8,159,139.00	(23.84%)	6,213,963.39	2.77%	6,386,090.18
5. Services and Other Operating Expenditures	5000-5999	19,696,595.00	1.96%	20,082,312.27	2.85%	20,655,650.54
6. Capital Outlay	6000-6999	594,760.00	(92.14%)	46,760.00	0.00%	46,760.00
7. Other Outgo (excluding Transfers of Indirect Costs)	7100-7299, 7400-7499	0.00	0.00%	0.00	0.00%	0.00
8. Other Outgo - Transfers of Indirect Costs	7300-7399	(765,727.00)	(85.30%)	(112,532.08)	.50%	(113,096.52)
9. Other Financing Uses						
a. Transfers Out	7600-7629	2,854,361.00	0.00%	2,854,361.00	0.00%	2,854,361.00
b. Other Uses	7630-7699	0.00	0.00%	0.00	0.00%	0.00
10. Other Adjustments (Explain in Section F below)				0.00		0.00
11. Total (Sum lines B1 thru B10)		296,386,525.00	(2.60%)	288,685,185.89	4.87%	302,738,786.22
<b>C. NET INCREASE (DECREASE) IN FUND BALANCE</b>						
(Line A6 minus line B11)						
		(7,890,022.00)		15,356,794.31		121,654.60
<b>D. FUND BALANCE</b>						
1. Net Beginning Fund Balance (Form 011, line F1e)		20,684,554.15		12,794,532.15		28,151,326.46
2. Ending Fund Balance (Sum lines C and D1)		12,794,532.15		28,151,326.46		28,272,981.06
3. Components of Ending Fund Balance (Form 011)						
a. Nonspendable	9710-9719	667,391.00		667,391.00		667,391.00
b. Restricted	9740					
c. Committed						
1. Stabilization Arrangements	9750	0.00		0.00		0.00
2. Other Commitments	9760	0.00		0.00		0.00
d. Assigned	9780	12,127,141.15		27,483,935.46		27,605,590.06
e. Unassigned/Unappropriated						

Description	Object Codes	Projected Year Totals (Form 011) (A)	% Change (Cols. C-A/A) (B)	2023-24 Projection (C)	% Change (Cols. E-C/C) (D)	2024-25 Projection (E)
1. Reserve for Economic Uncertainties	9789	0.00		0.00		0.00
2. Unassigned/Unappropriated	9790	0.00		0.00		0.00
f. Total Components of Ending Fund Balance (Line D3f must agree with line D2)		12,794,532.15		28,151,326.46		28,272,981.06
<b>E. AVAILABLE RESERVES</b>						
1. General Fund						
a. Stabilization Arrangements	9750	0.00		0.00		0.00
b. Reserve for Economic Uncertainties	9789	0.00		0.00		0.00
c. Unassigned/Unappropriated	9790	0.00		0.00		0.00
(Enter other reserve projections in Columns C and E for subsequent years 1 and 2; current year - Column A - is extracted)						
2. Special Reserve Fund - Noncapital Outlay (Fund 17)						
a. Stabilization Arrangements	9750	0.00		0.00		0.00
b. Reserve for Economic Uncertainties	9789	13,559,467.00		13,559,467.00		13,557,467.00
c. Unassigned/Unappropriated	9790	0.00		0.00		0.00
3. Total Available Reserves (Sum lines E1a thru E2c)		13,559,467.00		13,559,467.00		13,557,467.00

**F. ASSUMPTIONS**

Please provide below or on a separate attachment, the assumptions used to determine the projections for the first and second subsequent fiscal years. Further, please include an explanation for any significant expenditure adjustments projected in lines B1d, B2d, and B10. For additional information, please refer to the Budget Assumptions section of the SACS Financial Reporting Software User Guide.

Assumptions for all years follow guidance from CCCOE and uses the School Service 2023-24 Governor's Budget Dashboard. 2023-24 B.1.d. Adjustments: Reduce 16 FTE (attrition/retirement) due to declining enrollment. Transfer out \$1.6m salaries to AMMDBG for one-time longevity increase as a result of CBA. 2023-24 B.2.d. Adjustments: Increase 4.0 FTE for HS Custodians. 2024-25 B.1.d Adjustments: Reduce 16.0 FTE (attrition/retirement) due to declining enrollment, transfer in \$850,000 from In-Person Instruction Grant for summer school, increase 11.0 FTE Elementary Counselors from In-Person Instruction Grant.

Description	Object Codes	Projected Year Totals (Form 011) (A)	% Change (Cols. C-A/A) (B)	2023-24 Projection (C)	% Change (Cols. E-C/C) (D)	2024-25 Projection (E)
(Enter projections for subsequent years 1 and 2 in Columns C and E; current year - Column A - is extracted)						
<b>A. REVENUES AND OTHER FINANCING SOURCES</b>						
1. LCFF/Revenue Limit Sources	8010-8099	0.00	0.00%	0.00	0.00%	0.00
2. Federal Revenues	8100-8299	17,028,814.14	(60.86%)	6,665,659.14	0.00%	6,665,659.14
3. Other State Revenues	8300-8599	80,754,870.00	(38.33%)	49,803,506.46	.41%	50,009,971.59
4. Other Local Revenues	8600-8799	20,025,857.00	(.17%)	19,991,556.00	(.05%)	19,980,652.00
5. Other Financing Sources						
a. Transfers In	8900-8929	0.00	0.00%	0.00	0.00%	0.00
b. Other Sources	8930-8979	0.00	0.00%	0.00	0.00%	0.00
c. Contributions	8980-8999	53,713,140.86	1.69%	54,620,735.79	2.57%	56,024,705.00
6. Total (Sum lines A1 thru A5c)		171,522,682.00	(23.58%)	131,081,457.39	1.22%	132,680,987.73
<b>B. EXPENDITURES AND OTHER FINANCING USES</b>						
1. Certificated Salaries						
a. Base Salaries				37,390,250.00		36,528,245.47
b. Step & Column Adjustment				319,850.47		305,855.59
c. Cost-of-Living Adjustment				0.00		0.00
d. Other Adjustments				(1,181,855.00)		(2,726,155.27)
e. Total Certificated Salaries (Sum lines B1a thru B1d)	1000-1999	37,390,250.00	(2.31%)	36,528,245.47	(6.63%)	34,107,945.79
2. Classified Salaries						
a. Base Salaries				27,840,382.00		27,334,025.96
b. Step & Column Adjustment				263,681.96		265,708.37
c. Cost-of-Living Adjustment				0.00		0.00
d. Other Adjustments				(770,038.00)		(719,234.49)
e. Total Classified Salaries (Sum lines B2a thru B2d)	2000-2999	27,840,382.00	(1.82%)	27,334,025.96	(1.66%)	26,880,499.84
3. Employee Benefits	3000-3999	40,071,497.00	15.03%	46,095,863.23	(13.16%)	40,030,923.51
4. Books and Supplies	4000-4999	17,534,575.00	(42.03%)	10,165,322.32	(25.43%)	7,579,773.79
5. Services and Other Operating Expenditures	5000-5999	30,425,573.00	(6.48%)	28,452,682.94	1.34%	28,832,919.35
6. Capital Outlay	6000-6999	573,700.00	75.82%	1,008,700.00	(44.61%)	558,700.00
7. Other Outgo (excluding Transfers of Indirect Costs)	7100-7299, 7400-7499	993,996.00	0.00%	993,996.00	0.00%	993,996.00
8. Other Outgo - Transfers of Indirect Costs	7300-7399	765,727.00	(85.30%)	112,532.08	.50%	113,096.52
9. Other Financing Uses						
a. Transfers Out	7600-7629	0.00	0.00%	0.00	0.00%	0.00
b. Other Uses	7630-7699	0.00	0.00%	0.00	0.00%	0.00
10. Other Adjustments (Explain in Section F below)				0.00		0.00
11. Total (Sum lines B1 thru B10)		155,595,700.00	(3.15%)	150,691,368.00	(7.69%)	139,097,854.80
<b>C. NET INCREASE (DECREASE) IN FUND BALANCE</b>						
(Line A6 minus line B11)						
		15,926,982.00		(19,609,910.61)		(6,416,867.07)
<b>D. FUND BALANCE</b>						
1. Net Beginning Fund Balance (Form 011, line F1e)		27,053,425.76		42,980,407.76		23,370,497.15
2. Ending Fund Balance (Sum lines C and D1)		42,980,407.76		23,370,497.15		16,953,630.08
3. Components of Ending Fund Balance (Form 011)						
a. Nonspendable	9710-9719	0.00		0.00		0.00
b. Restricted	9740	42,980,407.76		23,370,497.15		16,953,630.08
c. Committed						
1. Stabilization Arrangements	9750					
2. Other Commitments	9760					
d. Assigned	9780					
e. Unassigned/Unappropriated						
1. Reserve for Economic Uncertainties	9789					

Description	Object Codes	Projected Year Totals (Form 011) (A)	% Change (Cols. C-A/A) (B)	2023-24 Projection (C)	% Change (Cols. E-C/C) (D)	2024-25 Projection (E)
2. Unassigned/Unappropriated	9790	0.00		0.00		0.00
f. Total Components of Ending Fund Balance (Line D3f must agree with line D2)		42,980,407.76		23,370,497.15		16,953,630.08
<b>E. AVAILABLE RESERVES</b>						
1. General Fund )						
a. Stabilization Arrangements	9750					
b. Reserve for Economic Uncertainties	9789					
c. Unassigned/Unappropriated Amount	9790					
(Enter current year reserve projections in Column A, and other reserve projections in Columns C and E for subsequent years 1 and 2)						
2. Special Reserve Fund - Noncapital Outlay (Fund 17)						
a. Stabilization Arrangements	9750					
b. Reserve for Economic Uncertainties	9789					
c. Unassigned/Unappropriated	9790					
3. Total Available Reserves (Sum lines E1a thru E2c)						
<b>F. ASSUMPTIONS</b>						
Please provide below or on a separate attachment, the assumptions used to determine the projections for the first and second subsequent fiscal years. Further, please include an explanation for any significant expenditure adjustments projected in lines B1d, B2d, and B10. For additional information, please refer to the Budget Assumptions section of the SACS Financial Reporting Software User Guide.						
2023-24 B.1-2.d. Adjustments: \$2.1m reduction of one-time payments as a result of negotiations from AMIMDBG, increase of \$1.6m in AMIMDBG for one-time longevity increase, reduction in EEG according to Board-approved expenditure plan, increase 1.0 FTE special education.						
2024-25 Adjustments - Reduction \$1.6m from AMIMDBG longevity increase, transfer in \$850k from In-Person Instruction for summer school, transfer 10.0 FTE elementary counselors to unrestricted GF.						

Description	Object Codes	Projected Year Totals (Form 011) (A)	% Change (Cols. C-A/A) (B)	2023-24 Projection (C)	% Change (Cols. E-C/C) (D)	2024-25 Projection (E)
(Enter projections for subsequent years 1 and 2 in Columns C and E; current year - Column A - is extracted)						
<b>A. REVENUES AND OTHER FINANCING SOURCES</b>						
1. LCFF/Revenue Limit Sources	8010-8099	321,739,511.00	5.01%	337,865,978.00	.03%	337,978,413.00
2. Federal Revenues	8100-8299	17,028,814.14	(60.86%)	6,665,659.14	0.00%	6,665,659.14
3. Other State Revenues	8300-8599	90,859,254.00	(33.70%)	60,237,045.71	.52%	60,553,145.89
4. Other Local Revenues	8600-8799	30,342,606.00	(.12%)	30,305,754.74	(.03%)	30,295,210.52
5. Other Financing Sources						
a. Transfers In	8900-8929	49,000.00	0.00%	49,000.00	0.00%	49,000.00
b. Other Sources	8930-8979	0.00	0.00%	0.00	0.00%	0.00
c. Contributions	8980-8999	(.14)	(100.00%)	0.00	0.00%	0.00
6. Total (Sum lines A1 thru A5c)		460,019,185.00	(5.41%)	435,123,437.59	.10%	435,541,428.55
<b>B. EXPENDITURES AND OTHER FINANCING USES</b>						
1. Certificated Salaries						
a. Base Salaries				182,970,640.00		179,976,986.31
b. Step & Column Adjustment				1,753,925.31		1,743,467.18
c. Cost-of-Living Adjustment				0.00		0.00
d. Other Adjustments				(4,747,579.00)		(423,506.27)
e. Total Certificated Salaries (Sum lines B1a thru B1d)	1000-1999	182,970,640.00	(1.64%)	179,976,986.31	.73%	181,296,947.22
2. Classified Salaries						
a. Base Salaries				65,124,898.00		65,213,611.12
b. Step & Column Adjustment				636,527.12		644,504.21
c. Cost-of-Living Adjustment				0.00		0.00
d. Other Adjustments				(547,814.00)		(719,234.49)
e. Total Classified Salaries (Sum lines B2a thru B2d)	2000-2999	65,124,898.00	.14%	65,213,611.12	(.11%)	65,138,880.84
3. Employee Benefits	3000-3999	123,053,988.00	1.07%	124,367,858.54	2.51%	127,492,562.10
4. Books and Supplies	4000-4999	25,693,714.00	(36.25%)	16,379,285.71	(14.73%)	13,965,863.97
5. Services and Other Operating Expenditures	5000-5999	50,122,168.00	(3.17%)	48,534,995.21	1.96%	49,488,569.89
6. Capital Outlay	6000-6999	1,168,460.00	(9.67%)	1,055,460.00	(42.64%)	605,460.00
7. Other Outgo (excluding Transfers of Indirect Costs)	7100-7299, 7400-7499	993,996.00	0.00%	993,996.00	0.00%	993,996.00
8. Other Outgo - Transfers of Indirect Costs	7300-7399	0.00	0.00%	0.00	0.00%	0.00
9. Other Financing Uses						
a. Transfers Out	7600-7629	2,854,361.00	0.00%	2,854,361.00	0.00%	2,854,361.00
b. Other Uses	7630-7699	0.00	0.00%	0.00	0.00%	0.00
10. Other Adjustments				0.00		0.00
11. Total (Sum lines B1 thru B10)		451,982,225.00	(2.79%)	439,376,553.89	.56%	441,836,641.02
<b>C. NET INCREASE (DECREASE) IN FUND BALANCE</b>						
(Line A6 minus line B11)		8,036,960.00		(4,253,116.30)		(6,295,212.47)
<b>D. FUND BALANCE</b>						
1. Net Beginning Fund Balance (Form 011, line F1e)		47,737,979.91		55,774,939.91		51,521,823.61
2. Ending Fund Balance (Sum lines C and D1)		55,774,939.91		51,521,823.61		45,226,611.14
3. Components of Ending Fund Balance (Form 011)						
a. Nonspendable	9710-9719	667,391.00		667,391.00		667,391.00
b. Restricted	9740	42,980,407.76		23,370,497.15		16,953,630.08
c. Committed						
1. Stabilization Arrangements	9750	0.00		0.00		0.00
2. Other Commitments	9760	0.00		0.00		0.00
d. Assigned	9780	12,127,141.15		27,483,935.46		27,605,590.06
e. Unassigned/Unappropriated						
1. Reserve for Economic Uncertainties	9789	0.00		0.00		0.00

Description	Object Codes	Projected Year Totals (Form 011) (A)	% Change (Cols. C-A/A) (B)	2023-24 Projection (C)	% Change (Cols. E-C/C) (D)	2024-25 Projection (E)
2. Unassigned/Unappropriated	9790	0.00		0.00		0.00
f. Total Components of Ending Fund Balance (Line D3f must agree with line D2)		55,774,939.91		51,521,823.61		45,226,611.14
<b>E. AVAILABLE RESERVES (Unrestricted except as noted)</b>						
1. General Fund						
a. Stabilization Arrangements	9750	0.00		0.00		0.00
b. Reserve for Economic Uncertainties	9789	0.00		0.00		0.00
c. Unassigned/Unappropriated	9790	0.00		0.00		0.00
d. Negative Restricted Ending Balances (Negative resources 2000-9999)	979Z			0.00		0.00
2. Special Reserve Fund - Noncapital Outlay (Fund 17)						
a. Stabilization Arrangements	9750	0.00		0.00		0.00
b. Reserve for Economic Uncertainties	9789	13,559,467.00		13,559,467.00		13,557,467.00
c. Unassigned/Unappropriated	9790	0.00		0.00		0.00
3. Total Available Reserves - by Amount (Sum lines E1 thru E2c)		13,559,467.00		13,559,467.00		13,557,467.00
4. Total Available Reserves - by Percent (Line E3 divided by Line F3c)		3.00%		3.09%		3.07%
<b>F. RECOMMENDED RESERVES</b>						
1. Special Education Pass-through Exclusions						
For districts that serve as the administrative unit (AU) of a special education local plan area (SELPA):						
a. Do you choose to exclude from the reserve calculation the pass-through funds distributed to SELPA members?	YES					
b. If you are the SELPA AU and are excluding special education pass-through funds:						
1. Enter the name(s) of the SELPA(s):						
2. Special education pass-through funds						
(Column A: Fund 10, resources 3300-3499, 6500-6540 and 6546 objects 7211-7213 and 7221-7223; enter projections for subsequent years 1 and 2 in Columns C and E)						
		0.00				
2. District ADA						
Used to determine the reserve standard percentage level on line F3d (Col. A: Form AI, Estimated P-2 ADA column, Lines A4 and C4; enter projections)						
		28,156.47		27,858.48		27,472.71
3. Calculating the Reserves						
a. Expenditures and Other Financing Uses (Line B11)		451,982,225.00		439,376,553.89		441,836,641.02
b. Plus: Special Education Pass-through Funds (Line F1b2, if Line F1a is No)		0.00		0.00		0.00
c. Total Expenditures and Other Financing Uses (Line F3a plus line F3b)		451,982,225.00		439,376,553.89		441,836,641.02
d. Reserve Standard Percentage Level (Refer to Form 01CSI, Criterion 10 for calculation details)		3%		3%		3%
e. Reserve Standard - By Percent (Line F3c times F3d)		13,559,466.75		13,181,296.62		13,255,099.23
f. Reserve Standard - By Amount (Refer to Form 01CSI, Criterion 10 for calculation details)		0.00		0.00		0.00
g. Reserve Standard (Greater of Line F3e or F3f)		13,559,466.75		13,181,296.62		13,255,099.23
h. Available Reserves (Line E3) Meet Reserve Standard (Line F3g)		YES		YES		YES



SACS Web System - SACS V3  
3/7/2023 1:26:25 PM

07-61804-0000000

Second Interim  
Actuals to Date 2022-23  
**Technical Review Checks**  
Phase - All  
Display - Exceptions Only

San Ramon Valley Unified

Contra Costa County

Following is a chart of the various types of technical review checks and related requirements:

- F - Fatal (Data must be corrected; an explanation is not allowed)
- W/WC - Warning/Warning with Calculation (If data are not correct, correct the data; if data are correct an explanation is required)
- O - Informational (If data are not correct, correct the data; if data are correct an explanation is optional, but encouraged)

### IMPORT CHECKS

### GENERAL LEDGER CHECKS

### SUPPLEMENTAL CHECKS

### EXPORT VALIDATION CHECKS

**SACS Web System - SACS V3**  
3/7/2023 1:27:50 PM

07-61804-0000000

Second Interim  
Original Budget 2022-23  
**Technical Review Checks**  
Phase - All  
Display - Exceptions Only

**San Ramon Valley Unified**

**Contra Costa County**

Following is a chart of the various types of technical review checks and related requirements:

- F - Fatal (Data must be corrected; an explanation is not allowed)
- W/WC - Warning/Warning with Calculation (If data are not correct, correct the data; if data are correct an explanation is required)
- O - Informational (If data are not correct, correct the data; if data are correct an explanation is optional, but encouraged)

**IMPORT CHECKS**

**GENERAL LEDGER CHECKS**

**SUPPLEMENTAL CHECKS**

**EXPORT VALIDATION CHECKS**

SACS Web System - SACS V3  
3/7/2023 1:27:22 PM

07-61804-0000000

Second Interim  
Board Approved Operating Budget 2022-23  
**Technical Review Checks**  
Phase - All  
Display - Exceptions Only

San Ramon Valley Unified

Contra Costa County

Following is a chart of the various types of technical review checks and related requirements:

- F - Fatal (Data must be corrected; an explanation is not allowed)
- W/WC - Warning/Warning with Calculation (If data are not correct, correct the data; if data are correct an explanation is required)
- O - Informational (If data are not correct, correct the data; if data are correct an explanation is optional, but encouraged)

**IMPORT CHECKS**

**CHK-RESOURCExOBJECTA - (Warning)** - The following combinations for RESOURCE and OBJECT (objects 8000 through 9999, except for 9791, 9793, and 9795) are invalid. Data should be corrected or narrative must be provided explaining why the exception(s) should be considered appropriate.

**Exception**

ACCOUNT FD - RS - PY - GO - FN - OB	RESOURCE	OBJECT	VALUE
01-3214-0-0000-0000-9740	3214	9740	\$17,753.00
Explanation: Carryover of one-time ESSER III funds into 2023-24, as allowed. District will book as deferred revenue for Estimated Actuals.			
01-3218-0-0000-0000-9740	3218	9740	\$928,282.00
Explanation: Carryover of one-time ESSER III funds into 2023-24, as allowed. District will book as deferred revenue for Estimated Actuals.			
01-3219-0-0000-0000-9740	3219	9740	\$3,156,311.00
Explanation: Carryover of one-time ESSER III funds into 2023-24, as allowed. District will book as deferred revenue for Estimated Actuals.			
01-7422-0-0000-0000-9740	7422	9740	\$4,533,479.00
Explanation: Carryover of one-time In-Person Instruction grant funds into 2023-24, as allowed. District will book as deferred revenue for Estimated Actuals.			

**GENERAL LEDGER CHECKS**

**SUPPLEMENTAL CHECKS**

**EXPORT VALIDATION CHECKS**

**SACS Web System - SACS V3**  
3/7/2023 1:29:54 PM

07-61804-0000000

Second Interim  
Projected Totals 2022-23  
**Technical Review Checks**  
Phase - All  
Display - Exceptions Only

**San Ramon Valley Unified**

**Contra Costa County**

Following is a chart of the various types of technical review checks and related requirements:

**F - Fatal** (Data must be corrected; an explanation is not allowed)

**W/WC - Warning/Warning with Calculation** (If data are not correct, correct the data; if data are correct an explanation is required)

**O - Informational** (If data are not correct, correct the data; if data are correct an explanation is optional, but encouraged)

**IMPORT CHECKS**

**GENERAL LEDGER CHECKS**

**SUPPLEMENTAL CHECKS**

**EXPORT VALIDATION CHECKS**

SAN RAMON VALLEY UNIFIED SCHOOL DISTRICT  
699 Old Orchard Drive, Danville  
925-552-5500 [www.srvusd.net](http://www.srvusd.net)

**DATE: March 14, 2023**

**TOPIC: CONSIDERATION AND ACCEPTANCE OF THE HOME TO SCHOOL TRANSPORTATION PLAN 2023-24**

---

**DISCUSSION:** As a response to Assembly Bill 181 (2022), [Education Code 39800.1](#) outlines the requirement for local educational agencies to develop a plan describing the transportation services it will offer to its pupils, and how it will prioritize planned transportation services for pupils in transitional kindergarten, kindergarten, and any of grades 1- 6 inclusive, and pupils who are low income. The plan shall be adopted by the local educational agency's governing board on or before April 1, 2023, and updated by April 1 each year thereafter. The following plan outlines San Ramon Valley Unified School District's plan as outlined in AB 181.

---

**RECOMMENDATION:** Administration recommends that the Board approve the Home to School Transportation Plan for 2023-24

**BUDGET IMPLICATION:** The district's allocation is estimated to be \$3.6 million, pending the Legislature's final discussions this spring as part of the annual state budget process.




---

Evan Miller  
Executive Director, Business Services




---

Dr. Stella M. Kemp  
Assistant Superintendent, Business Operations




---

Dr. John Malloy  
Superintendent

San Ramon Valley Unified School District  
Home to School Transportation Plan  
School Year 2023 - 2024  
Presented to SRVUSD Trustees March 13, 2023

Background

As a response to Assembly Bill 181 (2022), [Education Code 39800.1](#) outlines *the requirement for local educational agencies to develop a plan describing the transportation services it will offer to its pupils, and how it will prioritize planned transportation services for pupils in transitional kindergarten, kindergarten, and any of grades 1- 6 inclusive, and pupils who are low income. The plan shall be adopted by the local educational agency's governing board on or before April 1, 2023, and updated by April 1 each year thereafter.* The following plan outlines San Ramon Valley Unified School District's plan as outlined in AB 181.

San Ramon Valley Unified School District does not operate home-to-school transportation for general education students. Instead, San Ramon Valley Unified is a participant in the Contra Costa County TRAFFIX program. TRAFFIX is operated jointly by the Town of Danville, the City of San Ramon, Contra Costa County, and the San Ramon Valley Unified School District, with funding from Contra Costa County Measure J through the Contra Costa Transportation Authority, the Contra Costa County Service Area T-1, the Bay Area Air Quality Management District and parent contributions. <https://www.ridetrafix.com/faq/>

*Description of the District's transportation services to pupils with disabilities, and homeless children and youth.*

Transportation services for students with disabilities are provided two ways: through an IEP team decision (district provided transportation) and via TRAFFIX. Students who participate in the district's special education transportation program are reviewed annually and may be offered transportation services at no cost to families. Special education students whose IEP team determine that special education transportation is not appropriate are eligible, if they qualify as low income to receive a voucher to fully fund costs for participation in the TRAFFIX program.

*Description of how unduplicated pupils, as defined in subdivision (b) of Section 42238.02, would be to access available home-to-school transportation at no cost to the pupils.*

TRAFFIX is a local, Contra Costa County, originally approved by voters launched in 2009, is an initiative with the intention to reduce traffic around schools. The intention of the program is to reduce traffic congestion in the areas served by San Ramon Valley Unified. Families with "unduplicated students" will be able to apply for a fee waiver that will cover all costs related to participation in the TRAFFIX program. In the 2022 - 2023 school year, 0.5% of TRAFFIX students participated in the waiver program. In 2023 - 2024, the cost of the waivers will be covered from the Home - to - School Transportation Grant.

The district will continue to work with the TRAFFIX organization to identify additional routes to support TRAFFIX expansion under the guidelines approved by voters and identify funding sources to support expansion in other areas of need.

*Plan development*

This plan has been developed in consultation with the following stakeholders:

Agency	Meeting Date	Plan Review
Traffic Agency	12/6/2022 1/23/2023	3/3/2023
SRVEA	3/1/2023 (call)	3/3/2023
CSEA	3/2/2023	3/3/2023
Board	3/14/2023	3/14/2023

**Revenue and Expenditure calculations**

<b>Revenue Calculation</b>	
Total 2021-22 Transportation Expenses (Function 3600)	6,993,450.76
Less Capital Outlay (object 6XXX, Function 3600)	-
Less Nonagency Expenditures (Goal 7110,7150, Function 3600)	-
Estimated 60% Reimbursement	4,196,070.46
Less 2021-22 Transportation add-on (from LCFF Calculator)	593,967.00
<b>Total Revenue (Object 8590, Resource 0000)</b>	<b>3,602,103.46</b>
<b>Expenditures and Other Financing Uses</b>	
2000-2999 - Classified Salaries	3,937,407.00
3000-3999 - Employee Benefits	2,186,791.00
4000-4999 - Books and Supplies	240,200.00
5000-5999 - Services and other Operating Expenditures	2,135,819.00
6000-6999 - Capital Outlay	-
7000-7999 - Other Outgo	-
<b>Total Expenditures</b>	<b>8,500,217.00</b>
<b>BALANCE (Total Available minus Total Expenditures and Other Financing Uses)</b>	<b>(4,898,113.54)</b>

**DATE:** March 14, 2023

**TOPIC: CONSIDERATION OF ADOPTION OF RESOLUTION NO. 88/22-23, APPROVAL OF PROVISIONAL INTERNSHIP PERMIT (PIP) REQUEST(S)**

---


**DISCUSSION:** The California Commission on Teacher Credentialing is no longer issuing Emergency Permits. Instead, the Commission replaced the Emergency Permit with the Provisional Internship Permit (PIP) which provides applicants additional time to meet the subject matter competence requirement(s) needed to enter an internship program. A school district may request a PIP only after a diligent search has been conducted and a fully credentialed teacher was unable to be hired in a position.


All requests for a PIP must be presented to the Governing Board of a public school district for approval as an action item on the Board's meeting agenda. Every PIP request that is submitted to the Commission on Teacher Credentialing must include evidence that a notice of intent to employ the name applicant in the identified position has been made public.

---

**RECOMMENDATION:** Approve the Provisional Internship Permit request(s) as presented.

**BUDGET IMPLICATION:** None

  
\_\_\_\_\_  
Keri Van de Star  
Director, Certificated Personnel

  
\_\_\_\_\_  
Melanie Jones  
Executive Director, Human Resources

  
\_\_\_\_\_  
Dr. John Malloy  
Superintendent



**SAN RAMON VALLEY UNIFIED SCHOOL DISTRICT**  
**699 Old Orchard Drive, Danville**  
**925-552-5500 [www.srvusd.net](http://www.srvusd.net)**

**RESOLUTION NO. : 88/22-23**

**IN SUPPORT OF APPROVAL OF PROVISIONAL INTERNSHIP PERMIT (PIP) REQUEST(S)**

---

**WHEREAS:** The California Commission on Teacher Credentialing authorizes the issuance of a Provisional Internship Permit (PIP) to an employee who meets the minimum requirements and who requires additional time to meet the subject matter competence needed to enter an internship program.

**THEREFORE BE IT RESOLVED:** That the following teacher has met the above criteria and are authorized to apply for a PIP to complete their assignment for the 2022-23 school year in the San Ramon Valley Unified School District:

<u>Name</u>	<u>Site</u>	<u>Subject</u>
Mindi Sarko	Bollinger Canyon Elementary	SDC Severe
Emma Blumen-Green	Diablo Vista Middle School	Core

---

**PASSED AND ADOPTED** by the following called vote this 14th day of March 2023.

**BUDGET IMPLICATION:** There are no budget implications.

**AYES:**

**NOES:**

**ABSENT:**

**ABSTAINED:**

---

Dr. John Malloy  
 Secretary to the Board of Education  
 of the San Ramon Valley Unified School District,  
 Contra Costa County, State of California

SAN RAMON VALLEY UNIFIED SCHOOL DISTRICT  
699 Old Orchard Drive, Danville  
925-552-5500 [www.srvusd.net](http://www.srvusd.net)

**DATE: March 14, 2023**

**TOPIC: FIRST READING OF NEW BOARD POLICIES AND ADMINISTRATIVE REGULATIONS**

---

**DISCUSSION:** Periodically the Administration reviews Board Policies and Administrative Regulations to assure they are current and in compliance with the California Education Code and various Federal and State regulations. The following new board policies and regulations are being recommended by the California School Board Association policy guidelines.

- AR 3515 – Campus Security
  - BP 3516.5 – Emergency Schedules
  - BP 4219.24 – Maintaining Appropriate Adult-Student Interactions
  - BP/AR 5142 – Safety
  - BP/AR 5148.3 – Preschool/Early Childhood Education
- 

**RECOMMENDATION:** For discussion only. Final versions will be brought to the board for approval on April 25, 2023.

**BUDGET IMPLICATION:** N/A

  
\_\_\_\_\_  
Dr. John Malloy  
Superintendent

**Regulation 3515: Campus Security**

**Status: NEW**

**Original Adopted Date:** 04/25/2023

The Superintendent or designee shall develop a campus security plan which contributes to a positive school climate, fosters social and emotional learning and student well-being, and includes strategies to:

1. Secure the campus perimeter and school facilities in order to prevent criminal activity

These strategies include a risk management analysis of each campus' security system, lighting system, and fencing. Procedures to ensure unobstructed views and eliminate blind spots caused by doorways and landscaping shall also be considered. In addition, parking lot design may be studied, including methods to discourage through traffic.

2. Secure buildings and interior spaces from outsiders and discourage trespassing

These strategies may include installing locks, requiring visitor registration, providing staff and student identification tags, and patrolling places used for congregating and loitering.

3. Secure the district's network infrastructure and web applications from cyberattacks

These strategies may include performing an independent security assessment of the district's network infrastructure and selected web applications.

4. Discourage vandalism and graffiti

These strategies may include plans to immediately cover graffiti and implement campus beautification.

5. Control access to keys and other school inventory

6. Detect and intervene with school crime

These strategies may include creating a school watch program, increasing adult presence and supervision, establishing an anonymous crime reporting system, monitoring suspicious and/or threatening digital media content, analyzing school crime incidents, and collaborating with local law enforcement agencies, including providing for law enforcement presence.

7. Additionally, all staff shall be made aware of their responsibilities regarding the immediate reporting of potential homicidal acts to law enforcement, and receive training in the assessment and reporting of such threats.

All staff shall receive training in building and grounds security procedures and emergency response.

**Locks**

All state-funded new construction and modernization projects shall include locks that allow doors to classrooms and any room with an occupancy of five or more persons to be locked from the inside. Student restrooms and doors that lock from the outside at all times are not required to have locks that can be locked from the inside. (Education Code 17075.50, 17583; 24 CCR 1010.2, 1010.2.8.2)

**Keys**

The principal or designee shall be responsible for all keys used in a school. Keys shall be issued only to authorized employees who regularly need a key in order to carry out job responsibilities.

The principal or designee shall create a key control system with a record of each key assigned and room(s) or building(s) which the key opens.

Keys shall never be loaned to students, parents/guardians, or volunteers, nor shall the master key ever be loaned.

Any person issued a key shall be responsible for its safekeeping. The duplication of school keys is prohibited. If a key is lost, the person responsible shall immediately report the loss to the principal or designee and shall pay for a replacement key.

---

**Policy Reference Disclaimer:**

These references are not intended to be part of the policy itself, nor do they indicate the basis or authority for the board to enact this policy. Instead, they are provided as additional resources for those interested in the subject matter of the policy.

<b>State</b>	<b>Description</b>
24 CCR 1010.2	Door operations
24 CCR 1010.2.8.2	Lockable doors from the inside
CA Constitution Article 1, Section 28	<u>Right to Safe Schools</u>
Ed. Code 17070.10-17079.30	<u>Leroy F. Greene School Facilities Act</u>
Ed. Code 17583	Classroom security locks; modernization projects
Ed. Code 32020	School gates; entrances for emergency vehicles
Ed. Code 32211	Threatened disruption or interference with classes
Ed. Code 32280-32289.5	School safety plans
Ed. Code 35160	Authority of governing boards
Ed. Code 35160.1	Broad authority of school districts
Ed. Code 35266	Reporting of cyber attacks
Ed. Code 38000-38005	Security departments
Ed. Code 49050-49051	Searches by school employees
Ed. Code 49060-49079	Student records
Ed. Code 49390-49395	Homicide threats
Gov. Code 11549.3	Independent security assessment
Pen. Code 469	Unauthorized making, duplicating or possession of key to public building
Pen. Code 626-626.11	Weapons on school grounds and other school crimes
<b>Federal</b>	<b>Description</b>
20 USC 1232g	Family Educational Rights and Privacy Act (FERPA) of 1974
34 CFR 99.3	Definition of education records

6 USC 665k

Federal Clearinghouse on School Safety Evidence-Based Practices

**Management Resources**

**Description**

Attorney General Opinion  
 Attorney General Opinion  
 California Department of Education Publication  
 Court Decision  
 Court Decision  
 National Institute of Justice Publication

75 Ops.Cal.Atty.Gen. 155 (1992)  
 83 Ops.Cal.Atty.Gen. 257 (2000)  
 Safe Schools: A Planning Guide for Action Workbook, 2002  
 Brannum v. Overton County School Board (2008) 516 F. 3d 489  
 New Jersey v. T.L.O. (1985) 469 U.S. 325  
 The Appropriate and Effective Use of Security Technologies in U.S. Schools: A Guide for Schools and Law Enforcement Agencies, 1999

US DOE Publication

FAQs on Photos and Videos under FERPA

Website

California Military Department

Website

U.S. Department of Homeland Security, Fusion Centers

Website

California State Threat Assessment System

Website

CSBA District and County Office of Education Legal Services

Website

U.S. Department of Education, Protecting Student Privacy

Website

National Institute of Justice

Website

National School Safety Center

Website

California Department of Education, Safe Schools

Website

CSBA

**Cross References**

**Code**

**Description**

0450

Comprehensive Safety Plan

0450

Comprehensive Safety Plan

1250

Visitors/Outsiders

1250

Visitors/Outsiders

1330.1

Joint Use Agreements

3000

Concepts And Roles

3440

Inventories

3515.2

Disruptions

3515.2

Disruptions

3515.3

District Police/Security Department

3515.3

District Police/Security Department

3515.31

School Resource Officers

3515.4	<u>Recovery For Property Loss Or Damage</u>
3515.4	<u>Recovery For Property Loss Or Damage</u>
3515.5	<u>Sex Offender Notification</u>
3515.5	<u>Sex Offender Notification</u>
3515.7	<u>Firearms On School Grounds</u>
3516	<u>Emergencies And Disaster Preparedness Plan</u>
3516	<u>Emergencies And Disaster Preparedness Plan</u>
3516.2	<u>Bomb Threats</u>
3530	<u>Risk Management/Insurance</u>
3530	<u>Risk Management/Insurance</u>
4112.6	<u>Personnel Files</u>
4119.1	<u>Civil And Legal Rights</u>
4131	<u>Staff Development</u>
4158	<u>Employee Security</u>
4158	<u>Employee Security</u>
4219.1	<u>Civil And Legal Rights</u>
4231	<u>Staff Development</u>
4258	<u>Employee Security</u>
4258	<u>Employee Security</u>
4319.1	<u>Civil And Legal Rights</u>
4331	<u>Staff Development</u>
4358	<u>Employee Security</u>
4358	<u>Employee Security</u>
5112.5	<u>Open/Closed Campus</u>
5116.2	<u>Involuntary Student Transfers</u>
5125	<u>Student Records</u>
5125	<u>Student Records</u>
5125.1	<u>Release Of Directory Information</u>
5125.1	<u>Release Of Directory Information</u>
5125.1-E(1)	<u>Release Of Directory Information</u>
5131.1	<u>Bus Conduct</u>
5131.1	<u>Bus Conduct</u>
5131.2	<u>Bullying</u>
5131.2	<u>Bullying</u>

5131.5	<u>Vandalism And Graffiti</u>
5131.7	<u>Weapons And Dangerous Instruments</u>
5131.7	<u>Weapons And Dangerous Instruments</u>
5137	<u>Positive School Climate</u>
5138	<u>Conflict Resolution/Peer Mediation</u>
5141.52	<u>Suicide Prevention</u>
5141.52	<u>Suicide Prevention</u>
5142	<u>Safety</u>
5142	<u>Safety</u>
5144	<u>Discipline</u>
5144	<u>Discipline</u>
5144.1	<u>Suspension And Expulsion/Due Process</u>
5144.1	<u>Suspension And Expulsion/Due Process</u>
5145.12	<u>Search And Seizure</u>
5145.12	<u>Search And Seizure</u>
5145.9	<u>Hate-Motivated Behavior</u>
6142.4	<u>Service Learning/Community Service Classes</u>
6164.2	<u>Guidance/Counseling Services</u>
6184	<u>Continuation Education</u>
6184	<u>Continuation Education</u>
7111	<u>Evaluating Existing Buildings</u>
9321	<u>Closed Session</u>
9321-E(1)	<u>Closed Session</u>
9321-E(2)	<u>Closed Session</u>

**Policy 3516.5: Emergency Schedules**

**Status: NEW**

**Original Adopted Date:** 04/25/2023

In order to provide for the safety of students and staff, the Governing Board authorizes the Superintendent or designee to close a school site, change the regular school day schedule, or take any necessary action when hazardous environmental or weather conditions or other emergencies warrant.

When an emergency condition causes a school closure, reduction in attendance, or change in schedule pursuant to Education Code 41422 or 46392, thereby preventing the district from complying with the minimum number of instructional days or minutes required by law, the Superintendent or designee shall complete and submit to the Superintendent of Public Instruction (SPI) the necessary forms and/or affidavits for obtaining approval of apportionment credit for the days of the closure, reduction in attendance, or change in schedule. The Superintendent or designee shall submit other relevant district records as may be required.

For school closures due to emergency events occurring after September 1, 2021, the Superintendent or designee shall develop a plan for offering independent study within 10 days of school closure to any student impacted by the emergency condition. The plan shall also address the establishment, within a reasonable time, of independent study master agreements as specified in BP 6158 - Independent Study. The plan shall require reopening in person as soon as possible once allowable under the direction from the city or county health officer. The Superintendent or designee shall certify that the district has a plan for independent study in the affidavit submitted to the SPI pursuant to Education Code 46392. (Education Code 46393)

The Superintendent or designee shall establish a system for informing students and parents/guardians when district provided transportation services are not operating as scheduled, the school day schedule is changed, or the school is closed. The district's notification system shall include, but is not limited to, notifying local television and radio stations, posting on district web site(s), sending email and text messages, and/or making telephone calls.

Whenever the school day schedule changes after students have arrived at school, the Superintendent or designee shall ensure that students are supervised in accordance with the procedures specified in the district's emergency and disaster preparedness plan.

The Superintendent or designee may provide a means to make up lost instructional time later during the year. Students and parents/guardians shall receive timely notice in advance of any resulting changes in the school calendar or school day schedule.

---

**Policy Reference Disclaimer:**

These references are not intended to be part of the policy itself, nor do they indicate the basis or authority for the board to enact this policy. Instead, they are provided as additional resources for those interested in the subject matter of the policy.

<b>State</b>	<b>Description</b>
Ed. Code 41420	Apportionment withholding; schools not maintained for 175 days
Ed. Code 41422	Schools not maintained for 175 days
Ed. Code 46010	Total days of attendance
Ed. Code 46100-46208	Attendance; maximum credit; minimum day



Ed. Code 46390	Calculation of ADA in emergency
Ed. Code 46391	Lost or destroyed ADA records
Ed. Code 46392	Emergencies
Ed. Code 46393	Certification of plan for independent study
Veh. Code 34501.6	School buses; reduced visibility

### Management Resources

CA DOE Correspondence

California Department of Education

Publication

Website

Website

### Description

90-01 Average Daily Attendance Credit During Periods of Emergency, February 10, 2005

Frequently Asked Questions - Form J-13A

CSBA District and County Office of Education Legal Services

California Department of Education

### Cross References

Code	Description
0450	<u>Comprehensive Safety Plan</u>
0450	<u>Comprehensive Safety Plan</u>
1112	<u>Media Relations</u>
1113	<u>District And School Web Sites</u>
1113	<u>District And School Web Sites</u>
1113-E(1)	<u>District And School Web Sites</u>
2210	<u>Administrative Discretion Regarding Board Policy</u>
3511	<u>Energy And Water Management</u>
3511	<u>Energy And Water Management</u>
3514	<u>Environmental Safety</u>
3514	<u>Environmental Safety</u>
3516	<u>Emergencies And Disaster Preparedness Plan</u>
3516	<u>Emergencies And Disaster Preparedness Plan</u>
3516.2	<u>Bomb Threats</u>
3542	<u>School Bus Drivers</u>
3543	<u>Transportation Safety And Emergencies</u>
3580	<u>District Records</u>
3580	<u>District Records</u>
4113.5	<u>Working Remotely</u>
4157	<u>Employee Safety</u>
4157	<u>Employee Safety</u>

4213.5	<u>Working Remotely</u>
4257	<u>Employee Safety</u>
4257	<u>Employee Safety</u>
4313.5	<u>Working Remotely</u>
4357	<u>Employee Safety</u>
4357	<u>Employee Safety</u>
5142	<u>Safety</u>
5142	<u>Safety</u>
6111	<u>School Calendar</u>
6112	<u>School Day</u>
6112	<u>School Day</u>
6158	<u>Independent Study</u>
6158	<u>Independent Study</u>

**Policy 5142: Safety**

**Status: NEW**

**Original Adopted Date:** 4/25/23

The Governing Board recognizes the importance of providing a safe school environment that is conducive to learning and promotes student safety and well-being. Appropriate measures shall be implemented to minimize the risk of harm to students, including, but not limited to, protocols for maintaining safe conditions on school grounds, promoting safe use of school facilities and equipment, and guiding student participation in educational programs and school-sponsored activities.

Additionally, the Superintendent or designee shall regularly review current guidance regarding cybersecurity and digital media awareness and incorporate recommended practices into the district's processes and procedures related to the protection of the district's network infrastructure, and the monitoring and response to suspicious and/or threatening digital media content.

School staff shall be responsible for the proper supervision of students at all times when students are subject to district rules, including, but not limited to, during school hours, school-sponsored activities, before and after-school programs, morning drop-off and afternoon pick-up, and while students are using district provided transportation.

The Superintendent or designee shall ensure that students receive appropriate instruction on topics related to safety and emergency procedures, as well as injury and disease prevention.

**Crossing Guards/Student Safety Patrol**

To assist students in safely crossing streets adjacent to or near school sites, the Board may employ crossing guards and/or establish a student safety patrol at any district school. The Superintendent or designee shall periodically examine traffic patterns within school attendance areas in order to identify locations where crossing assistance may be needed.

**Student Identification Cards and Safety Information**

Student identification cards of students in grades 7-12 shall have printed on them safety information, including the following: (Education Code 215.5)

1. The National Suicide Prevention Lifeline telephone number and, at the district's discretion, the Crisis Text Line and/or a local suicide prevention hotline telephone number
2. The National Domestic Violence Hotline

---

**Policy Reference Disclaimer:**

These references are not intended to be part of the policy itself, nor do they indicate the basis or authority for the board to enact this policy. Instead, they are provided as additional resources for those interested in the subject matter of the policy.

**State**

5 CCR 14030

5 CCR 14103

**Description**

Preliminary procedure, planning and approval of school facilities

Authority of the driver

5 CCR 202	Exclusion of students with a contagious disease
5 CCR 5531	Supervision of extracurricular activities of students
5 CCR 5552	Playground supervision
5 CCR 5570	When school shall be open and teachers present
5 CCR 570-576	School safety patrols
Ed. Code 17280-17317	Field Act; approval of plans and supervision of construction
Ed. Code 17365-17374	Field Act; fitness for occupancy; liability of board members
Ed. Code 215.5	Student identification cards; safety information
Ed. Code 32001	Fire alarms and drills
Ed. Code 32020	School gates; entrances for emergency vehicles
Ed. Code 32030-32034	Eye safety
Ed. Code 32040	Duty to equip school with first aid kit
Ed. Code 32225-32226	Communications devices in classrooms
Ed. Code 32240-32245	Lead-Safe Schools Protection Act
Ed. Code 32250-32254	CDE School Safety and Security Resource Unit
Ed. Code 32280-32289.5	School safety plans
Ed. Code 35179.6	School-sponsored on-campus event in or around swimming pool
Ed. Code 38134	Use of school property
Ed. Code 44807	Teachers' duty concerning conduct of students
Ed. Code 44808	Exemption from liability when students are not on school property
Ed. Code 44808.5	Permission for high school students to leave school grounds; notice
Ed. Code 45450-45451	Crossing guards
Ed. Code 48900	Grounds for suspension or expulsion
Ed. Code 49300-49307	School safety patrols
Ed. Code 49330-49335	Injurious objects
Ed. Code 49341	Hazardous materials in school science laboratories
Ed. Code 49390-49395	Homicide threats
Ed. Code 51202	Instruction in personal and public health and safety
Ed. Code 51860	Time and facilities for bicycle and scooter safety instruction
Ed. Code 8482-8484.65	After School Education and Safety Program
Gov. Code 810-996.6	California Tort Claims Act
H&S Code 115725-115735	Playground safety
H&S Code 115775-115800	Wooden playground equipment
H&S Code 116046	Issuance of best practices guidelines for K-12 pool safety

Pen. Code 245.6	Hazing
Pub. Res. Code 5411	Purchase of playground equipment usable by persons with disabilities
Streets and Highways Code 894	Statewide safety and training programs; electric bicycles
Veh. Code 21100	Rules and regulations; crossing guards
Veh. Code 21212	Use of helmets
Veh. Code 42200	Fines and forfeitures; disposition by cities
Veh. Code 42201	Fines and forfeitures; disposition by counties
Vehicle Code 21201	Rules for operation of bicycle on roadway
<b>Federal</b>	<b>Description</b>
6 USC 665k	Federal Clearinghouse on School Safety Evidence-Based Practices
<b>Management Resources</b>	<b>Description</b>
American Society for Testing and Materials Pub.	ASTM F1 1487-21, Standard Consumer Safety Performance Specification for Playground Equipment for Public Use
California Department of Education Publication	Science Safety Handbook for California Public Schools, 2014
Court Decision	J.H. v. Los Angeles Unified School District, (2010) 183 Cal.App.4th 123
Court Decision	Knight v. Jewett, (1992) 3 Cal.4th 296
Court Decision	Lane v. City of Sacramento, (2010) 183 Cal. App. 4th. 1337
Court Decision	Kahn v. East Side Union High School District, (2003) 31 Cal.4th 990
Court Decision	Dailey v. Los Angeles Unified School District, (1970) 2 Cal 3d 741
Court Decision	Hoyem v. Manhattan Beach City School District, (1978) 22 Cal. 3d 508
Court Decision	Wiener v. Southcoast Childcare Centers, (2004) 32 Cal.4th 1138
U.S. Consumer Product Safety Comm Publication	Public Playground Safety Handbook, 2010
Website	<a href="#">U.S. Department of Homeland Security, Fusion Centers</a>
Website	<a href="#">California State Threat Assessment System</a>
Website	<a href="#">CSBA District and County Office of Education Legal Services</a>
Website	<a href="#">National Recreation and Park Association, Certified Playground Safety Inspector Certification</a>
Website	<a href="#">U.S. Department of Education, Safe Schools</a>
Website	<a href="#">American Society for Testing and Materials</a>
Website	<a href="#">U.S. Consumer Product Safety Commission</a>
Website	<a href="#">California Department of Education, Safe Schools</a>
Website	<a href="#">U.S. Environmental Protection Agency</a>

Website	<a href="#">CSBA</a>
Website	<a href="#">California Department of Public Health</a>
Website	<a href="#">Centers for Disease Control and Prevention</a>

## Cross References

<b>Code</b>	<b>Description</b>
0450	<a href="#">Comprehensive Safety Plan</a>
0450	<a href="#">Comprehensive Safety Plan</a>
1250	<a href="#">Visitors/Outsiders</a>
1250	<a href="#">Visitors/Outsiders</a>
1330.1	<a href="#">Joint Use Agreements</a>
3260	<a href="#">Fees And Charges</a>
3260	<a href="#">Fees And Charges</a>
3452	<a href="#">Student Activity Funds</a>
3512	<a href="#">Equipment</a>
3512-E(1)	<a href="#">Equipment</a>
3514	<a href="#">Environmental Safety</a>
3514	<a href="#">Environmental Safety</a>
3514.1	<a href="#">Hazardous Substances</a>
3514.1	<a href="#">Hazardous Substances</a>
3515	<a href="#">Campus Security</a>
3515	<a href="#">Campus Security</a>
3515.21	<a href="#">Unmanned Aircraft Systems (Drones)</a>
3515.5	<a href="#">Sex Offender Notification</a>
3515.5	<a href="#">Sex Offender Notification</a>
3516	<a href="#">Emergencies And Disaster Preparedness Plan</a>
3516	<a href="#">Emergencies And Disaster Preparedness Plan</a>
3516.5	<a href="#">Emergency Schedules</a>
3530	<a href="#">Risk Management/Insurance</a>
3530	<a href="#">Risk Management/Insurance</a>
4119.42	<a href="#">Exposure Control Plan For Bloodborne Pathogens</a>
4119.42	<a href="#">Exposure Control Plan For Bloodborne Pathogens</a>
4119.42-E(1)	<a href="#">Exposure Control Plan For Bloodborne Pathogens</a>
4219.42	<a href="#">Exposure Control Plan for Bloodborne Pathogens</a>

4219.42	<a href="#">Exposure Control Plan for Bloodborne Pathogens</a>
4219.42-E(1)	<a href="#">Exposure Control Plan for Bloodborne Pathogens</a>
4319.42	<a href="#">Exposure Control Plan for Bloodborne Pathogens</a>
4319.42	<a href="#">Exposure Control Plan for Bloodborne Pathogens</a>
4319.42-E(1)	<a href="#">Exposure Control Plan for Bloodborne Pathogens</a>
5020	<a href="#">Parent Rights And Responsibilities</a>
5020	<a href="#">Parent Rights And Responsibilities</a>
5021	<a href="#">Noncustodial Parents</a>
5131	<a href="#">Conduct</a>
5131.1	<a href="#">Bus Conduct</a>
5131.1	<a href="#">Bus Conduct</a>
5131.4	<a href="#">Student Disturbances</a>
5131.4	<a href="#">Student Disturbances</a>
5137	<a href="#">Positive School Climate</a>
5138	<a href="#">Conflict Resolution/Peer Mediation</a>
5141	<a href="#">Health Care And Emergencies</a>
5141	<a href="#">Health Care And Emergencies</a>
5141.22	<a href="#">Infectious Diseases</a>
5141.22	<a href="#">Infectious Diseases</a>
5141.23	<a href="#">Asthma Management</a>
5141.23	<a href="#">Asthma Management</a>
5141.4	<a href="#">Child Abuse Prevention And Reporting</a>
5141.4	<a href="#">Child Abuse Prevention And Reporting</a>
5141.52	<a href="#">Suicide Prevention</a>
5141.52	<a href="#">Suicide Prevention</a>
5141.7	<a href="#">Sun Safety</a>
5142.1	<a href="#">Identification And Reporting Of Missing Children</a>
5142.2	<a href="#">Safe Routes To School Program</a>
5142.2	<a href="#">Safe Routes To School Program</a>
5143	<a href="#">Insurance</a>
5143	<a href="#">Insurance</a>
5144	<a href="#">Discipline</a>
5144	<a href="#">Discipline</a>
5144.1	<a href="#">Suspension And Expulsion/Due Process</a>

5144.1	<a href="#"><u>Suspension And Expulsion/Due Process</u></a>
5145.11	<a href="#"><u>Questioning And Apprehension By Law Enforcement</u></a>
5145.13	<a href="#"><u>Response To Immigration Enforcement</u></a>
5145.13	<a href="#"><u>Response To Immigration Enforcement</u></a>
6142.8	<a href="#"><u>Comprehensive Health Education</u></a>
6142.8	<a href="#"><u>Comprehensive Health Education</u></a>
6142.93	<a href="#"><u>Science Instruction</u></a>
6145.2	<a href="#"><u>Athletic Competition</u></a>
6145.2	<a href="#"><u>Athletic Competition</u></a>
6153	<a href="#"><u>School-Sponsored Trips</u></a>
6153	<a href="#"><u>School-Sponsored Trips</u></a>
6163.2	<a href="#"><u>Animals At School</u></a>
6163.2	<a href="#"><u>Animals At School</u></a>
7110	<a href="#"><u>Facilities Master Plan</u></a>



**Regulation 5142: Safety**

**Status: NEW**

**Original Adopted Date:**04/25/23

At each school, the principal or designee shall establish emergency procedures, rules for student conduct, and rules for the safe and appropriate use of school facilities, equipment, and materials, consistent with law, Board policy, and administrative regulation. The rules shall be communicated to students, distributed to parents/guardians, and readily available at the school at all times.

**Release of Students**

Students shall be released during the school day only to the custody of an adult who is one of the following:

1. The student's custodial parent/guardian
2. An adult authorized on the student's emergency card as an individual to whom the student may be released when the custodial parent/guardian cannot be reached, provided the principal or designee verifies the adult's identity
3. An authorized law enforcement officer acting in accordance with law
4. An adult taking the student to emergency medical care at the request of the principal or designee

**Supervision of Students**

Every teacher shall hold students to a strict account for their conduct on the way to and from school, on the playgrounds, and during recess. (Education Code 44807)

The principal or designee shall require all individuals supervising students to remain alert for unauthorized persons and dangerous conditions, and promptly report any unusual incidents to the principal or designee and file a written report as appropriate.

Any certificated or classified employee, or other school official, whose duties bring the employee or other school official in contact on a regular basis with students in any of grades 6-12, as part of a middle or high school, who are alerted to or observe any threat or perceived threat of a homicidal act, as defined, shall immediately report the threat or perceived threat to law enforcement in accordance with Education Code 49393. (Education Code 49390, 49393)

*Threat or perceived threat* means any writing or action of a student that creates a reasonable suspicion that the student is preparing to commit a homicidal act related to school or a school activity. This may include possession, use, or depictions of firearms, ammunition, shootings, or targets in association with infliction of physical harm, destruction, or death in a social media post, journal, class note, or other media associated with the student. It may also include a warning by a parent, student, or other individual.

Additionally, anyone who receives or learns of a health or safety threat related to school or a school activity is encouraged to report the threat to a school or district administrator.

In arranging for appropriate supervision on playgrounds, the principal or designee shall:

1. Clearly identify supervision zones and require all playground supervisors to remain at a location from which they can observe their entire zone of supervision and be observed by students in the supervision zone
2. Consider the size of the playground area, the number of areas that are obstructed from open view, and the age of the students to determine the ratio of playground supervisors to students

At any school where playground supervision is not otherwise provided, the principal or designee shall provide for certificated employees to supervise the conduct and safety, and direct the play, of students who are on school grounds before and after school and during recess and other intermissions. (5 CCR 5552)

### **Playground Safety**

Any new playground or any replacement of equipment or modification of components inside an existing playground shall conform to standards set forth by the American Society for Testing and Materials and the guidelines set forth by the U.S. Consumer Product Safety Commission. The Superintendent or designee shall have a playground safety inspector certified by the National Playground Safety Institute conduct an initial inspection to aid compliance with applicable safety standards. (Health and Safety Code 115725)

As needed, the Superintendent or designee may periodically provide training or instruction to students on the safe use of electric, motorized or nonmotorized bicycles, scooters, skateboards, and roller skates. Any student who rides any such bicycle, scooter, skateboard, or roller skates at school shall wear a properly fitted and fastened bicycle helmet.

### **Laboratory Safety**

The principal of each school offering laboratory work shall develop procedures for laboratory safety and designate a trained certificated employee to regularly review, update, and implement these procedures.

Students in a laboratory shall be under the supervision of a certificated employee. Students shall be taught laboratory safety, and safety guidelines and procedures shall be posted in science classrooms. Students shall receive continual reminders about general and specific hazards.

Hazardous materials shall be properly used, stored, and disposed of in accordance with law and the district's chemical hygiene plan.

Bloodborne pathogens shall be handled in accordance with the district's exposure control plan.

The district's emergency plan, emergency contact numbers, and first aid supplies shall be readily accessible.

Parents/guardians shall be made aware of the kinds of laboratory activities that will be conducted during the school year.

### **Eye Safety Devices**

The Superintendent or designee shall provide schools with eye safety devices for use whenever students, teachers, or visitors are engaged in or observing an activity or using hazardous substances likely to cause injury to the eyes. Eye safety devices may be sold to students for an amount not to exceed the actual cost to the district. (Education Code 32030, 32031, 32033)

### **Policy Reference Disclaimer:**

These references are not intended to be part of the policy itself, nor do they indicate the basis or authority for the board to enact this policy. Instead, they are provided as additional resources for those interested in the subject matter of the policy.

<b>State</b>	<b>Description</b>
5 CCR 14030	Preliminary procedure, planning and approval of school facilities
5 CCR 14103	Authority of the driver
5 CCR 202	Exclusion of students with a contagious disease
5 CCR 5531	Supervision of extracurricular activities of students
5 CCR 5552	Playground supervision
5 CCR 5570	When school shall be open and teachers present
5 CCR 570-576	School safety patrols
Ed. Code 17280-17317	Field Act; approval of plans and supervision of construction
Ed. Code 17365-17374	Field Act; fitness for occupancy; liability of board members
Ed. Code 215.5	Student identification cards; safety information
Ed. Code 32001	Fire alarms and drills
Ed. Code 32020	School gates; entrances for emergency vehicles
Ed. Code 32030-32034	Eye safety
Ed. Code 32040	Duty to equip school with first aid kit
Ed. Code 32225-32226	Communications devices in classrooms
Ed. Code 32240-32245	Lead-Safe Schools Protection Act
Ed. Code 32250-32254	CDE School Safety and Security Resource Unit
Ed. Code 32280-32289.5	School safety plans
Ed. Code 35179.6	School-sponsored on-campus event in or around swimming pool
Ed. Code 38134	Use of school property
Ed. Code 44807	Teachers' duty concerning conduct of students
Ed. Code 44808	Exemption from liability when students are not on school property
Ed. Code 44808.5	Permission for high school students to leave school grounds; notice
Ed. Code 45450-45451	Crossing guards
Ed. Code 48900	Grounds for suspension or expulsion
Ed. Code 49300-49307	School safety patrols
Ed. Code 49330-49335	Injurious objects
Ed. Code 49341	Hazardous materials in school science laboratories
Ed. Code 49390-49395	Homicide threats
Ed. Code 51202	Instruction in personal and public health and safety
Ed. Code 51860	Time and facilities for bicycle and scooter safety instruction

Ed. Code 8482-8484.65	After School Education and Safety Program
Gov. Code 810-996.6	California Tort Claims Act
H&S Code 115725-115735	Playground safety
H&S Code 115775-115800	Wooden playground equipment
H&S Code 116046	Issuance of best practices guidelines for K-12 pool safety
Pen. Code 245.6	Hazing
Pub. Res. Code 5411	Purchase of playground equipment usable by persons with disabilities
Streets and Highways Code 894	Statewide safety and training programs; electric bicycles
Veh. Code 21100	Rules and regulations; crossing guards
Veh. Code 21212	Use of helmets
Veh. Code 42200	Fines and forfeitures; disposition by cities
Veh. Code 42201	Fines and forfeitures; disposition by counties
Vehicle Code 21201	Rules for operation of bicycle on roadway
<b>Federal</b>	<b>Description</b>
6 USC 665k	Federal Clearinghouse on School Safety Evidence-Based Practices
<b>Management Resources</b>	<b>Description</b>
American Society for Testing and Materials Pub.	ASTM F1 1487-21, Standard Consumer Safety Performance Specification for Playground Equipment for Public Use
California Department of Education Publication	Science Safety Handbook for California Public Schools, 2014
Court Decision	J.H. v. Los Angeles Unified School District, (2010) 183 Cal.App.4th 123
Court Decision	Knight v. Jewett, (1992) 3 Cal.4th 296
Court Decision	Lane v. City of Sacramento, (2010) 183 Cal. App. 4th. 1337
Court Decision	Kahn v. East Side Union High School District, (2003) 31 Cal.4th 990
Court Decision	Dailey v. Los Angeles Unified School District, (1970) 2 Cal 3d 741
Court Decision	Hoyem v. Manhattan Beach City School District, (1978) 22 Cal. 3d 508
Court Decision	Wiener v. Southcoast Childcare Centers, (2004) 32 Cal.4th 1138
U.S. Consumer Product Safety Comm Publication	Public Playground Safety Handbook, 2010
Website	<a href="#">U.S. Department of Homeland Security, Fusion Centers</a>
Website	<a href="#">California State Threat Assessment System</a>
Website	<a href="#">CSBA District and County Office of Education Legal Services</a>
Website	<a href="#">National Recreation and Park Association, Certified Playground Safety Inspector Certification</a>

Website	<a href="#">U.S. Department of Education, Safe Schools</a>
Website	<a href="#">American Society for Testing and Materials</a>
Website	<a href="#">U.S. Consumer Product Safety Commission</a>
Website	<a href="#">California Department of Education, Safe Schools</a>
Website	<a href="#">U.S. Environmental Protection Agency</a>
Website	<a href="#">CSBA</a>
Website	<a href="#">California Department of Public Health</a>
Website	<a href="#">Centers for Disease Control and Prevention</a>

## Cross References

<b>Code</b>	<b>Description</b>
0450	<a href="#">Comprehensive Safety Plan</a>
0450	<a href="#">Comprehensive Safety Plan</a>
1250	<a href="#">Visitors/Outsiders</a>
1250	<a href="#">Visitors/Outsiders</a>
1330.1	<a href="#">Joint Use Agreements</a>
3260	<a href="#">Fees And Charges</a>
3260	<a href="#">Fees And Charges</a>
3452	<a href="#">Student Activity Funds</a>
3512	<a href="#">Equipment</a>
3512-E(1)	<a href="#">Equipment</a>
3514	<a href="#">Environmental Safety</a>
3514	<a href="#">Environmental Safety</a>
3514.1	<a href="#">Hazardous Substances</a>
3514.1	<a href="#">Hazardous Substances</a>
3515	<a href="#">Campus Security</a>
3515	<a href="#">Campus Security</a>
3515.21	<a href="#">Unmanned Aircraft Systems (Drones)</a>
3515.5	<a href="#">Sex Offender Notification</a>
3515.5	<a href="#">Sex Offender Notification</a>
3516	<a href="#">Emergencies And Disaster Preparedness Plan</a>
3516	<a href="#">Emergencies And Disaster Preparedness Plan</a>
3516.5	<a href="#">Emergency Schedules</a>
3530	<a href="#">Risk Management/Insurance</a>

3530	<u>Risk Management/Insurance</u>
4119.42	<u>Exposure Control Plan For Bloodborne Pathogens</u>
4119.42	<u>Exposure Control Plan For Bloodborne Pathogens</u>
4119.42-E(1)	<u>Exposure Control Plan For Bloodborne Pathogens</u>
4219.42	<u>Exposure Control Plan for Bloodborne Pathogens</u>
4219.42	<u>Exposure Control Plan for Bloodborne Pathogens</u>
4219.42-E(1)	<u>Exposure Control Plan for Bloodborne Pathogens</u>
4319.42	<u>Exposure Control Plan for Bloodborne Pathogens</u>
4319.42	<u>Exposure Control Plan for Bloodborne Pathogens</u>
4319.42-E(1)	<u>Exposure Control Plan for Bloodborne Pathogens</u>
5020	<u>Parent Rights And Responsibilities</u>
5020	<u>Parent Rights And Responsibilities</u>
5021	<u>Noncustodial Parents</u>
5131	<u>Conduct</u>
5131.1	<u>Bus Conduct</u>
5131.1	<u>Bus Conduct</u>
5131.4	<u>Student Disturbances</u>
5131.4	<u>Student Disturbances</u>
5137	<u>Positive School Climate</u>
5138	<u>Conflict Resolution/Peer Mediation</u>
5141	<u>Health Care And Emergencies</u>
5141	<u>Health Care And Emergencies</u>
5141.22	<u>Infectious Diseases</u>
5141.22	<u>Infectious Diseases</u>
5141.23	<u>Asthma Management</u>
5141.23	<u>Asthma Management</u>
5141.4	<u>Child Abuse Prevention And Reporting</u>
5141.4	<u>Child Abuse Prevention And Reporting</u>
5141.52	<u>Suicide Prevention</u>
5141.52	<u>Suicide Prevention</u>
5141.7	<u>Sun Safety</u>
5142.1	<u>Identification And Reporting Of Missing Children</u>
5142.2	<u>Safe Routes To School Program</u>
5142.2	<u>Safe Routes To School Program</u>

5143	<u>Insurance</u>
5143	<u>Insurance</u>
5144	<u>Discipline</u>
5144	<u>Discipline</u>
5144.1	<u>Suspension And Expulsion/Due Process</u>
5144.1	<u>Suspension And Expulsion/Due Process</u>
5145.11	<u>● Questioning And Apprehension By Law Enforcement</u>
5145.13	<u>Response To Immigration Enforcement</u>
5145.13	<u>Response To Immigration Enforcement</u>
6142.8	<u>Comprehensive Health Education</u>
6142.8	<u>Comprehensive Health Education</u>
6142.93	<u>Science Instruction</u>
6145.2	<u>Athletic Competition</u>
6145.2	<u>Athletic Competition</u>
6153	<u>School-Sponsored Trips</u>
6153	<u>School-Sponsored Trips</u>
6163.2	<u>Animals At School</u>
6163.2	<u>Animals At School</u>
7110	<u>Facilities Master Plan</u>

**San Ramon Valley Unified School District**  
**Board Policy**  
**Maintaining Appropriate Adult-Student Interactions**

BP 4219.24

**Personnel**

The Governing Board desires to provide a positive school environment that protects the safety and well-being of district students. The Board expects all adults with whom students may interact at school or in school-related activities, including employees, independent contractors, and volunteers, to maintain the highest professional and ethical standards. These standards include maintaining appropriate boundaries in their interactions with students both within and outside the educational setting. Such adults shall not engage in unlawful or inappropriate interactions with students and shall avoid boundary-blurring or "grooming" behaviors that undermine trust in the adult-student relationship and lead to the appearance of impropriety.

(cf. 4119.21/4219.21/4319.21 - Professional Standards)

Employees are prohibited from entering into or attempting to form a romantic or sexual relationship with any student or engaging in sexual harassment of a student, including sexual advances, flirtations, requests for sexual favors, inappropriate comments about a student's body or appearance, or other verbal, visual, or physical conduct of a sexual nature.

(cf. 5145.7 - Sexual Harassment)

Adults shall not intrude on a student's physical or emotional boundaries unless necessary in an emergency or to serve a legitimate purpose related to instruction, counseling, student health or student or staff safety.

Employees who engage in any conduct in violation of this policy, including retaliation against a person who reports the violation or participates in the complaint process, shall be subject to discipline, up to and including dismissal. Any other adult who violates this policy may be barred from school grounds and activities in accordance with law. The Superintendent or designee shall also notify law enforcement as appropriate.

(cf. 4117.7/4317.7 - Employment Status Reports)

(cf. 4118 - Dismissal/Suspension/Disciplinary Action)

(cf. 4218 - Dismissal/Suspension/Disciplinary Action)

**Duty to Report**

When an employee has knowledge or reasonable suspicion of another employee's violation of this policy, the employee shall report the information to the Superintendent or designee or when required by mandated reporting policies and per California Penal Code 11166, report the



knowledge or suspicion pursuant to the mandated reporting procedures outlined in Administrative Regulation 5141.4 Child Abuse Prevention and Reporting. Other adults with knowledge of any violation of this policy should report the violation to the Superintendent or designee. The Superintendent or designee shall protect anyone who reports a violation from retaliation and immediate intervention shall be implemented when necessary to protect student safety or the integrity of the investigation.

(cf. 1312.1 - Complaints Concerning District Employees)

(cf. 1312.3 - Uniform Complaint Procedures)

(cf. 5141.4 - Child Abuse Prevention and Reporting)

### Inappropriate Conduct

Employees shall remain vigilant of their position of authority and not abuse it when relating with students. Examples of employee conduct that can undermine professional adult-student interactions or create the appearance of impropriety include, but are not limited to:

1. Inappropriate physical contact;
2. Being alone with an individual student outside of the view of others when avoidable or not in the course of necessary duties;
3. Visiting a student's home when not an official duty of the adult and with parent/guardian consent;
4. Inviting or allowing individual students to visit the adult's home;
5. Making personal contact with a student that has no legitimate educational purpose, by phone, letter, electronic communications, or other means;

When communicating electronically with students for educational purpose, employees shall use district equipment or technological resources when available. Employees shall not communicate with students through any medium that is designed to eliminate records of the communications (e.g., Snapchat). Employees shall not delete communication with students in accordance with District record retention policies and regulations. The Superintendent or designee may monitor employee usage of district technology at any time without advance notice or consent.

All electronic communications from coaches and advisors to team or club student members shall concern only legitimate educational interests and, whenever possible, shall be sent in a single communication to all participating team or club members. Communication concerning an individual student's private medical or academic matters can be sent, but copies of the communication should be kept. As appropriate and when possible, communication to an individual should be copied to the parent and other school personnel.

(cf. 4040 - Employee Use of Technology)

(cf. 3580 - District Records)

6. Creating or participating in social networking sites for communication with students, other than those created by the district, without the prior knowledge and written approval of the principal or designee;
7. Inviting or accepting requests from students, or former students who are minors, to connect on personal social networking sites (e.g., "friending" or "following" on social media), unless the site is dedicated to school business;
8. Singling out and providing a particular student unique and inordinate personal attention and friendship, such as gift giving and/or offering special privileges;
9. Addressing a student in an overly familiar manner that creates discomfort or unease for the student or others;
10. Socializing or spending time with students outside of school-sponsored events, except as participants in community activities;
11. Sending or accompanying students on personal errands unrelated to any legitimate educational purpose;
12. Transporting a student in a personal vehicle without prior authorization from site or district administration in accordance with field trip guidelines;
13. Encouraging students to confide their personal or family problems and/or relationships when not explicitly part of professional duties. If a student initiates such discussion, employees are expected to refer the student to appropriate counseling/wellness staff;
14. Disclosing personal, family, or other private matters to students or sharing personal secrets with students. In certain situations, an adult can share age-appropriate limited personal matters that may positively impact the professional adult-student relationship.

#### Boundary Violations Constituting Serious Misconduct

A boundary violation that constitutes serious misconduct is an act, omission, or pattern of such behavior by an adult that does not have a legitimate educational purpose and results in abuse of the staff/student professional relationship.

##### A. Romantic or Sexual Relationships

Employees are prohibited from dating, courting, or entering into or attempting to form a romantic or sexual relationship with any student, regardless of the student's age.

Prohibited romantic or sexual interaction involving students includes, but is not limited to:

1. Sexual physical contact;
2. Romantic flirtation, propositions, or sexual remarks;
3. Sexual slurs, leering, epithets, sexual or derogatory comments;
4. Personal comments about a student's body;
5. Sexual jokes, banter, innuendo, notes, stories, drawings, gestures or pictures;
6. Spreading sexual or romantic rumors;
7. Touching a student's body or clothes in a sexual or intimate way or in a manner that is not age appropriate;
8. Restricting a student's freedom of movement in a sexually intimidating or provocative manner;
9. Displaying or transmitting sexual objects, pornography, pictures, or depictions to a student;
10. Any type of conduct that would be considered harassment under Board Policy 4119.11 Sexual Harassment or Title IX. Sexual harassment includes, but is not limited to, harassment that is based on the gender, gender identity, gender expression, or sexual orientation of the victim.

#### B. Social and Other Interactions

Employees are prohibited from engaging in social and other interactions with students which abuse the student/staff professional relationship.

Prohibited social and other interaction involving students includes, but is not limited to:

1. Sending or accompanying students on personal errands unrelated to any legitimate educational purpose;
2. Furnishing alcohol, drugs or tobacco to a student, or being present where any student is consuming these substances;
3. Disclosing personal, sexual, family, employment concerns or other private matters to one or more students;
4. Sharing personal secrets with a student;
5. Unnecessarily invading a student's privacy (e.g., walking in on the student in the bathroom);

6. Taking a student out of class without a legitimate educational purpose;
7. Giving a student a ride alone in a vehicle in a non-emergency situation without prior notification to and/or approval from the school principal as described above;
8. Engaging in harassing or discriminatory conduct prohibited by other District policies or by State or Federal law and regulations.

### Exceptions

An emergency situation for student or staff safety or a legitimate educational purpose may justify deviation from some professional boundaries set out in this policy. The employee shall be prepared to articulate the reason for any deviation from the requirements of this policy and must demonstrate that s/he has maintained an appropriate relationship with the student.

Under no circumstance will an educational or other reason justify deviation from the "Romantic and Sexual Relationship" section of this policy.

There may be circumstances where there is an appropriate pre-existing personal relationship between an employee and a student's family that exists independently of the employee's position with the District (e.g., when their children are friends). This policy is not intended to interfere with such relationships or to limit activities that are normally consistent with such relationships. Employees are strongly encouraged to maintain professional boundaries appropriate to the nature of the activity.

It is understood that adults may be involved in other roles in the community through civic, religious, athletic, scouting or other organizations and programs whose participants may include District students. This policy is not intended to interfere with or restrict an adult's ability to serve in those roles; however, adults are strongly encouraged to maintain professional boundaries appropriate to the nature of the activity with regard to all youth with whom they interact in the course of their community involvement.

### Investigation

Whenever the District receives a report concerning a possible boundary violation, the site supervisor and a Human Resources administrator will conduct a prompt investigation of the report. The investigation shall include a review of the full history of concerns relating to the subject of the concern/complaint.

Immediate intervention shall be considered and implemented when necessary to protect student safety and/or the integrity of the investigation.

### Disciplinary Action

Any employee who is found to have engaged in conduct in violation of law, this or other Board Policy shall be subject to disciplinary action up to and including dismissal. In the case

of a certificated employee, the employee may be subject to a report to the Commission on Teacher Credentialing. The Superintendent or designee shall notify local law enforcement as appropriate.

(cf. 4113.2 - Suspension/Disciplinary Action)  
(cf. 4117.4 - Dismissal)

An employee who has knowledge of but fails to report inappropriate employee conduct may also be subject to discipline.

A volunteer, student teacher, independent contractor or an employee of an independent contractor who violates this policy may be prohibited from working or serving in District schools and programs for an appropriate period of time or permanently and local law enforcement will be notified as appropriate, as determined by the Superintendent or designee.

### Confidentiality and Retaliation

The District prohibits retaliation against anyone who files a complaint under this policy. Any employee who retaliates against any such complainant, reporter, or other participant in the District's complaint process shall be subject to discipline.

Reporting employees are specifically advised of the following:

1. Reporting employees are neither permitted nor responsible for investigating whether the conduct is inappropriate; and
2. Reporting employees are required to maintain confidentiality.

Confidentiality protects both the student(s) and the adult who is the subject of the report. Failure to maintain confidentiality may impede the investigation and foster untrue and potentially harmful rumors. Nothing in this policy shall prevent any represented employee from consulting with his/her exclusive representative.

### Legal Reference

#### EDUCATION CODE

44030.5 Employment status reports  
44050 Employee code of conduct; employee interactions with students  
44242.5 Reports and review of alleged misconduct  
44940 Sex offenses and narcotic offenses; compulsory leave of absence  
48980 Parental notifications

#### PENAL CODE

11164-11174.3 Child Abuse and Neglect Reporting Act  
CODE OF REGULATIONS, TITLE 5  
80303 Reports of change in employment status, alleged misconduct  
80304 Notice of sexual misconduct

**Policy 5148.3: Preschool/Early Childhood Education**

**Status:** Informational

**Original Adopted Date:**

The Governing Board recognizes the value of high-quality preschool experiences to enhance children's social-emotional development and acquisition of instructional knowledge, skills, and abilities. The Board desires to provide a supervised, and cognitively rich environment designed to facilitate the transition to kindergarten for three- and four-year-old children.

To receive preschool services, a child and the child's parent(s)/guardian(s) shall be required to provide evidence of residency in California. However, any person identified as experiencing homelessness shall only be required to submit a declaration that the person resides in California. (5 CCR 17745)

Preschool eligibility determinations shall be made without regard to a child's immigration status or that of the child's parent(s)/guardian(s) unless the child or the child's parent(s)/guardian(s) are under a final order of deportation from the United States Department of Homeland Security. (5 CCR 17745)

**District Preschool Programs**

When the Board determines that it is feasible, the district may contract with the California Department of Education (CDE) to provide preschool services in facilities at or near district schools, either directly or through a subcontract with a public or private provider.

District preschool programs shall comply with all health and safety laws and regulations, including, when applicable, licensure requirements pursuant to 22 CCR 101156.

The Board shall approve, for the district's preschool program, a written philosophical statement, goals, and objectives which support that philosophy and which address equity, diversity, inclusion, cultural and linguistic responsiveness that reflect the cultural and linguistic characteristics of the families to be served and address the for program components specified in 5 CCR 17701-17711~~18272-18284~~ and the accompanying administrative regulation. (5 CCR 17701~~18274~~)

The Board shall set priorities for establishing or expanding services as resources become available, giving consideration to the benefits of providing early education programs.

Preschool classroom needs shall be addressed in the district's facilities master plan, including an assessment as to whether adequate and appropriate space exists on school sites. As necessary, the Superintendent or designee shall provide information to the Board regarding facilities financing options for preschool classrooms and/or facilities available through partnering organizations or agencies.

The Superintendent or designee shall coordinate the district's preschool program, transitional kindergarten program (TK), and elementary education program to provide a developmental continuum that builds upon children's growing skills and knowledge.

A child's eligibility for TK enrollment shall not impact family eligibility for a preschool or child care program. (Education Code 8205, 48000)

The district's program shall be aligned with preschool learning foundations and curriculum frameworks developed by CDE which identify the knowledge, skills, and competencies that children typically attain as they complete their first or second year of preschool. The program shall be designed to facilitate children's development in essential skills in the areas of language and literacy, mathematics, physical development, health, visual and performing arts, science, history-social science, English language development, and social-emotional development.

The Superintendent or designee shall identify dual language learners in district preschool programs, and shall collect and report related data to CDE as required by Education Code 8241.5. The district's preschool program shall include activities and services that meet the needs of dual language learners for support in the development of their home language and English. (Education Code 8203)

The district's preschool program shall serve children with exceptional needs as required by Education Code 8208. Children with exceptional needs attending any CSPP program shall be educated in the least restrictive environment in accordance with 20 USC 1412. (Education Code 8208)

The district's preschool program shall provide appropriate services to support the needs of at-risk children.

To maximize the ability of children to succeed in the preschool program, the program shall support children's health through proper nutrition and physical activity and shall provide or make referrals to available health and social services as needed.

The district shall encourage volunteerism by families participating in the program and shall communicate frequently with parents/guardians of enrolled children regarding their child's progress.

The Superintendent or designee shall ensure that administrators, teachers, and paraprofessionals in district preschool programs possess the appropriate permit(s) issued by the Commission on Teacher Credentialing, [comply with state immunization requirements](#), meet any additional qualifications established by the Board, and participate in professional development opportunities designed to continually enhance their knowledge and skills. (5 CCR 17717-17721)

Preschool admissions policies and procedures shall be in writing and available to the public. (5 CCR 17743; 22 CCR 101218.1) ~~(CCR-18105)~~

The Superintendent or designee shall ensure that subsidized preschool is provided to eligible families to the extent that state and/or federal funding is available and shall establish enrollment priorities in accordance with Education Code 8208, 8210, and 8211 and 5 CCR 17746-17748.

When a district CSPP program is physically closed by local or state public health order due to the COVID-19 pandemic, the district shall provide distance learning to preschool children when required to do so as a condition of funding or when required by law.

The Superintendent or designee shall develop and implement an annual plan of evaluation which conforms to state requirements. (5 CCR 18279)

Policy Reference Disclaimer:

These references are not intended to be part of the policy itself, nor do they indicate the basis or authority for the board to enact this policy. Instead, they are provided as additional resources for those interested in the subject matter of the policy.

State	Description
22 CCR 101151-10116391	Licensing and application procedures
22 CCR 101151-101239.2	<a href="#">General requirements; licensed child care centers</a>
22 CCR 101212-101231	<a href="#">Continuing requirements</a>
22 CCR 101237-101239.2	<a href="#">Facilities and equipment</a>
5 CCR 18000-18434308	<del>Child care and development</del> Early learning and care programs
5 CCR <del>18130-18136</del> 17700-17833	California State Preschool Program
5 CCR <del>18272-18281</del> 17701-17711	General Program Requirements
<del>5 CCR 18295</del>	<del>Waiver of qualifications for site supervisor</del>
5 CCR 4600-467094	Uniform complaint procedures
5 CCR 4690-4694	Complaints regarding health and safety issues in license-exempt preschool programs
5 CCR 80105-80125	Commission on Teacher Credentialing; child care and development permits
Ed. Code 17375	California Preschool, Transitional Kindergarten, and Full-Day Kindergarten Facilities Grant Program
Ed. Code 44065	Issuance of and functions requiring credentials
Ed. Code 44256	Authorization for teaching credentials
Ed. Code 48000	Transitional kindergarten
Ed. Code 48985	Notices to parents in language other than English
Ed. Code 8200-8340	California State Preschool Program
Ed. Code 8203.5	Contracts to provide child care and development services
Ed. Code 8205	Definitions
Ed. Code 8207	California State Preschool Program administration
Ed. Code 8208	Eligibility of three- or four-year-old child for state preschool program
Ed. Code 8209	Physical examination and immunizations



Ed. Code 8210	Priority for part-day programs
Ed. Code 8211	Priority for full-day programs
Ed. Code 8212	Complaints related to preschool health and safety issues
Ed. Code 8213- <a href="#">8213.5</a>	Income eligibility
Ed. Code 8214	Order of disenrollment
Ed. Code 8217	Enrollment of four-year-old children in state preschool programs
Ed. Code 8220-8221	Family literacy services
Ed. Code 8241	Staffing ratios for center-based program
Ed. Code 8252-8254	Family fees
Ed. Code 8281.5	California Prekindergarten Planning and Implementation Grant Program
Ed. Code 8298	Program director qualifications
H&S Code 120325-120380	Immunization against communicable diseases
H&S Code 1596.70-1596.895	California Child Day Care Act
H&S Code 1596.90-1597.21	Day care centers
W&I Code 10207-10215	General provisions
W&I Code 10207-10490- <a href="#">2.2</a>	Child Care and Development Services Act
W&I Code 10217-10224.5	Resource and referral programs
W&I Code 10225-10234	Alternative payment programs
W&I Code 10235-10238	Migrant child care and development programs
W&I Code 10240-10243	General child care and development programs
W&I Code 10250-10252	Family child care home education networks
W&I Code 10260-10263	Child care and development services for children with special needs
W&I Code 10480-10487	Local planning councils
<b>Federal</b>	<b>Description</b>
20 USC 1400-1482	Individuals with Disabilities Education Act
20 USC 6311-6322	Title I, relative to preschool
20 USC 6371-6376	Early Reading First
20 USC 6381-6381k	Even Start Family Literacy Program
20 USC 6391-6399	Education for migrant students

42 USC 9831-9852c	Head Start programs
42 USC 9857-9858r	Child Care and Development Block Grant
45 CFR 1301.1-1305.2	Head Start
<b>Management Resources</b>	<b>Description</b>
California Department of Education Publication	Management Bulletin 21-11, Reopening, Reimbursement, Distance Learning Plans, and Distance Learning Requirements for California State Preschool Program Contractors, September 17, 2021
California Department of Education Publication	Management Bulletin 21-12, Guidance on Family Fees for Fiscal Year (FY) 2021-22, September 17, 2021
California Department of Education Publication	Management Bulletin 21-13, Guidance on Implementation of the California State Preschool Program Quality Requirements During the COVID-19 Pandemic, September 29, 2021
California Department of Education Publication	Prekindergarten Learning Development Guidelines, 2000
California Department of Education Publication	Preschool English Learners: Principles and Practices to Promote Language, Literacy, and Learning, 2nd ed., 2009
California Department of Education Publication	California Preschool Learning Foundations
California Department of Education Publication	Dream Big for Our Youngest Children: Final Report of the California Early Learning Quality Improvement System Advisory Committee, 2010
California Department of Education Publication	First Class: A Guide for Early Primary Education, 1999
CSBA Publication	What Boards of Education Can Do About Kindergarten Readiness, Governance Brief, May 2016
U.S. Department of Education Publication	Good Start, Grow Smart, April 2002
U.S. Department of Education Publication	Policy Statement on Expulsion and Suspension Policies in Early Childhood Settings, 2016
Website	<a href="#">CSBA District and County Office of Education Legal Services</a>
Website	<a href="#">National Institute for Early Education Research</a>
Website	<a href="#">California Head Start Association</a>
Website	<a href="#">California Preschool Instructional Network</a>
Website	<a href="#">Child Development Policy Institute</a>
Website	<a href="#">California Association for the Education of Young Children</a>
Website	<a href="#">First 5 California</a>

Website	<a href="#">California Department of Social Services</a>
Website	<a href="#">California County Superintendents Educational Services Association</a>
Website	<a href="#">Cities Counties and Schools Partnership</a>
Website	<a href="#">CSBA</a>
Website	<a href="#">U.S. Department of Education</a>
Website	<a href="#">California Department of Education</a>

## Cross References

<b>Code</b>	<b>Description</b>
0415	<a href="#">Equity</a>
0470	<a href="#">COVID-19 Mitigation Plan</a>
0500	<a href="#">Accountability</a>
1240	<a href="#">Volunteer Assistance</a>
1240	<a href="#">Volunteer Assistance</a>
1312.3	<a href="#">Uniform Complaint Procedures</a>
1312.3	<a href="#">Uniform Complaint Procedures</a>
1312.3-E(1)	<a href="#">Uniform Complaint Procedures</a>
1312.3-E(2)	<a href="#">Uniform Complaint Procedures</a>
1330	<a href="#">Use Of School Facilities</a>
1330	<a href="#">Use Of School Facilities</a>
1330-E(1)	<a href="#">Use Of School Facilities</a>
1330.1	<a href="#">Joint Use Agreements</a>
1340	<a href="#">Access To District Records</a>
1340	<a href="#">Access To District Records</a>
1400	<a href="#">Relations Between Other Governmental Agencies And The Schools</a>
1700	<a href="#">Relations Between Private Industry And The Schools</a>
3260	<a href="#">Fees And Charges</a>
3260	<a href="#">Fees And Charges</a>
3280	<a href="#">Sale Or Lease Of District-Owned Real Property</a>
3280	<a href="#">Sale Or Lease Of District-Owned Real Property</a>

3523	<a href="#">Electronic Signatures</a>
3523	<a href="#">Electronic Signatures</a>
3541	<a href="#">Transportation Routes And Services</a>
3550	<a href="#">Food Service/Child Nutrition Program</a>
3550	<a href="#">Food Service/Child Nutrition Program</a>
3580	<a href="#">District Records</a>
3580	<a href="#">District Records</a>
4112	<a href="#">Appointment And Conditions Of Employment</a>
4112.4	<a href="#">Health Examinations</a>
4112.5	<a href="#">Criminal Record Check</a>
4112.5-E(1)	<a href="#">Criminal Record Check</a>
4112.6	<a href="#">Personnel Files</a>
4131	<a href="#">Staff Development</a>
4212.4	<a href="#">Health Examinations</a>
4212.5	<a href="#">Criminal Record Check</a>
4212.5-E(1)	<a href="#">Criminal Record Check</a>
4212.6	<a href="#">Personnel Files</a>
4222	<a href="#">Teacher Aides/Paraprofessionals</a>
4222	<a href="#">Teacher Aides/Paraprofessionals</a>
4231	<a href="#">Staff Development</a>
4312.4	<a href="#">Health Examinations</a>
4312.5	<a href="#">Criminal Record Check</a>
4312.5-E(1)	<a href="#">Criminal Record Check</a>
4312.6	<a href="#">Personnel Files</a>
4331	<a href="#">Staff Development</a>
5020	<a href="#">Parent Rights And Responsibilities</a>
5020	<a href="#">Parent Rights And Responsibilities</a>
5030	<a href="#">Student Wellness</a>
5111	<a href="#">Admission</a>
5111	<a href="#">Admission</a>
5125	<a href="#">Student Records</a>

5125	<a href="#">Student Records</a>
5141.23	<a href="#">Asthma Management</a>
5141.23	<a href="#">Asthma Management</a>
5141.26	<a href="#">Tuberculosis Testing</a>
5141.31	<a href="#">Immunizations</a>
5141.31	<a href="#">Immunizations</a>
5141.32	<a href="#">Health Screening For School Entry</a>
5141.6	<a href="#">School Health Services</a>
5141.6	<a href="#">School Health Services</a>
5144.1	<a href="#">Suspension And Expulsion/Due Process</a>
5144.1	<a href="#">Suspension And Expulsion/Due Process</a>
5145.6	<a href="#">Parent/Guardian Notifications</a>
5145.6-E(1)	<a href="#">Parent/Guardian Notifications</a>
5148	<a href="#">Child Care And Development</a>
5148	<a href="#">Child Care And Development</a>
6011	<a href="#">Academic Standards</a>
6020	<a href="#">Parent Involvement</a>
6020	<a href="#">Parent Involvement</a>
6159	<a href="#">Individualized Education Program</a>
6159	<a href="#">Individualized Education Program</a>
6164.4	<a href="#">Identification And Evaluation Of Individuals For Special Education</a>
6164.4	<a href="#">Identification And Evaluation Of Individuals For Special Education</a>
6170.1	<a href="#">Transitional Kindergarten</a>
6171	<a href="#">Title I Programs</a>
6171	<a href="#">Title I Programs</a>
6173	<a href="#">Education For Homeless Children</a>
6173	<a href="#">Education For Homeless Children</a>
6173-E(1)	<a href="#">Education For Homeless Children</a>
6173-E(2)	<a href="#">Education For Homeless Children</a>

6173.1	<a href="#"><u>Education For Foster Youth</u></a>
6173.1	<a href="#"><u>Education For Foster Youth</u></a>
6173.2	<a href="#"><u>Education Of Children Of Military Families</u></a>
6173.2	<a href="#"><u>Education Of Children Of Military Families</u></a>
6174	<a href="#"><u>Education For English Learners</u></a>
6174	<a href="#"><u>Education For English Learners</u></a>
6175	<a href="#"><u>Migrant Education Program</u></a>
6175	<a href="#"><u>Migrant Education Program</u></a>
6200	<a href="#"><u>Adult Education</u></a>
6200	<a href="#"><u>Adult Education</u></a>
7110	<a href="#"><u>Facilities Master Plan</u></a>
7210	<a href="#"><u>Facilities Financing</u></a>

**Regulation 5148.3: Preschool/Early Childhood Education****Status:** Informational**Original Adopted Date:**

*Children with exceptional needs* means either of the following:

1. Children under three years of age who have been determined to be eligible for early intervention services pursuant to the California Early Intervention Services Act (Government Code 95000-95029.5) and its implementing regulations. These children include an infant or toddler with a developmental delay or established risk condition, or who is at high risk of having a substantial developmental disability, as defined in Government Code 95014. These children shall have active individualized family service plans (IFSP) and shall be receiving early intervention services.
2. Children 3 to 21 years of age, inclusive, who have been determined to be eligible for special education and related services by an individualized education program team according to the special education requirements contained in Education Code 56000-56865, and who meet eligibility criteria described in Education Code 56026 and 56333-56338 and 5 CCR 3030-3031. These children shall have an active individualized education program (IEP) and shall be receiving early intervention services or appropriate special education.

*Dual language learner children* means children whose first language is a language other than English or children who are developing two or more languages, one of which may be English.

*Three-year-old children* means children who will have their third birthday on or before December 1 of the fiscal year in which they are enrolled in a program approved by the California Department of Education (CDE) under the California State Preschool Program (CSPP). Children who have their third birthday on or after December 2 of the fiscal year, may be enrolled in a CSPP program on or after their third birthday. (Education Code 8205(aa))

*Four-year-old children* means children who will have their fourth birthday on or before December 1 of the fiscal year in which they are enrolled in a CSPP program, or a child whose fifth birthday occurs after September 1 of the fiscal year in which they are enrolled in a CSPP program and whose parent or guardian has opted to retain or enroll them in a CSPP program. (Education Code 8205(ab))

When approved by CDE under the CSPP, the district may operate one or more part-day or full-day preschool programs in accordance with the law and the terms of its contract with CDE. (Education Code 8203.5)

The district's CSPP program shall include all of the following: (Education Code 8207)

1. Age and developmentally appropriate activities for children
2. Supervision
3. Parenting education and parent engagement
4. Social services that include, but are not limited to, identification of child and family needs and referral to appropriate agencies
5. Health services
6. Nutrition
7. Training and career ladder opportunities, documentation of which shall be provided to CDE

## Philosophy

The district's preschool program shall ~~include~~ satisfy all the requirements described in 5 CCR 17701-17711, including, but not limited to, those related to the program philosophy, goals, and objectives, ~~required program components~~ for the educational program, the creation of a developmental profile for each child, staff development, ~~parent involvement and education, family engagement and strengthening~~, community involvement, health and social services, nutrition, and program evaluation, ~~as described in 5 CCR 18272-18281 and AR 5148 — Child Care and Development.~~

## Minimum Hours/Days of Operation

The district's part-day preschool program shall operate a minimum of three hours per day ~~and up to three hours and 59 minutes, per day~~, excluding time for home-to-school transportation, and for ~~a minimum of at least~~ 175 days per year unless ~~otherwise specified in the district's program's~~ contract with CDE specifies a lower number of days of operation. (Education Code 8207(b); 5 CCR~~18436~~ 17727)

## Staffing

Teachers shall possess a permit issued by the Commission on Teacher Credentialing authorizing service in the care, development, and instruction of children in a childcare and development program. (Education Code 8295(a)(2); 5 CCR 17717)

The preschool program shall maintain an adult-child ratio of at least one adult for every eight children and a teacher-child ratio of at least one teacher for every 24 children. (Education Code 8241(c), 5 CCR 18135, 17713-17716) Compliance with these ratios shall be determined based on actual attendance. (5 CCR 17713(b))

The district shall ensure that adult-child ratios, as required in sections 17713 or 17715, are maintained during program operations. (5 CCR 17716)

Any person employed at a district preschool shall be immunized ~~against influenza, pertussis, and measles~~ in accordance with Health and Safety Code 1596.7995 and AR 5148 - Child Care and Development. Documentation of required immunizations, or applicable exemptions, shall be maintained in the employee's personnel file. (Health and Safety Code 1596.7995)

In addition, preschool teachers shall present evidence of a current tuberculosis clearance and meet other requirements as specified in Health and Safety Code 1597.055.

A volunteer shall also be required to have on file with the school a certificate showing that, upon initial volunteer assignment, the person submitted to a tuberculosis risk assessment and, if tuberculosis risk factors were identified, was examined and found to be free of infectious tuberculosis. If no risk factors are identified, an examination is not required. At the discretion of the governing board of the district, this section shall not apply to a volunteer whose functions do not require frequent or prolonged contact with pupils. (Education Code 49406(m))

## ~~Eligibility and Enrollment Priorities~~ Criteria for Part-Day CSPP Programs

A three-year-old or four-year-old child is eligible for a part-day CSPP program if the child's family is one of the following: (Education Code 8208(a)(1); 5 CCR17750)

1. A current aid recipient
2. Income eligible



### 3. Homeless

4. One whose children are recipients of child protective services, or whose children have been identified as being abused, neglected, or exploited, or at risk of being abused, neglected or exploited

5. One who has children with exceptional needs, but only the children with exceptional needs can be enrolled under this category. Any other child in that family without exceptional needs must meet another criteria to be eligible.

6. One with a household member who is certified to receive benefits from Medi-Cal, CalFresh, the California Food Assistance Program, the California Special Supplemental Nutrition Program for Women, Infants, and Children, the federal Food Distribution Program on Indian Reservations, Head Start, Early Head Start, or any other designated means-tested government program, as determined by CDE. Children eligible for services pursuant to this subparagraph shall be prioritized by the income declared on the application for the means-tested government program.

Notwithstanding any other law, ~~a~~After all eligible three- and four-year-old children have been enrolled ~~as provided above~~, a part-day CSPP program may provide services to children in families whose income is no more than 15 percent above the income eligibility threshold, as described in Education Code 8213. No more than 10 percent (calculated throughout the district's entire contract) of ~~all the~~ children enrolled in the CSPP program ~~shall~~ may be ~~from~~ filled by children in families above the income eligibility threshold. (Education Code 8208(a)(2))

~~In addition, Notwithstanding Education Code 8213~~, after all otherwise eligible children have been enrolled ~~as provided in the paragraphs above~~, a part-day CSPP program may provide services to three- and four-year-old children in families whose income is above the income eligibility threshold if those children are children with disabilities. Such children with disabilities enrolled in part-day CSPP program shall not count towards the 10-percent limit described above. (Education Code 8208(a)(3))

The district shall certify eligibility and enroll families into ~~their program~~ the part-day preschool program within 120 calendar days prior to the first day of the beginning of the new preschool year. (5 CCR 17752(a)(2)) Subsequent to a child's enrollment, ~~a~~ the child shall be deemed eligible for ~~a~~ the part-day CSPP program for the remainder of the program year and for the following program year, provided applicable age-eligibility requirements are met, as specified in Education Code 8205 and 48000. (Education Code 8208(b))

### Enrollment Priorities for Part-Day CSPP Programs

The district shall give priority for part-day CSPP programs as follows: (Education Code 8210; 5 CCR 17746)

1. The first priority for services shall be given to three- or four-year-old children who are recipients of child protective services or who are at risk of being neglected, abused, or exploited and for whom there is a written referral from a legal, medical, or social service agency. If the district is unable to enroll a child in this first priority category, the district shall refer the child's parent/guardian to local resources and referral services so that services for the child can be located.
2. To the extent that there are additional three- and four-year-old children with exceptional needs interested in enrolling beyond those already enrolled in the percent of funded enrollment set aside pursuant to Section 8208, the second priority for services shall be given to all three- and four-year old children with exceptional needs from families with incomes below the income eligibility threshold, as described in Education Code 8213. Within this

priority category, children with exceptional needs from families with the lowest income according to the income ranking on the most recent schedule of income ceiling eligibility table, as published by the Superintendent of Public Instruction (SPI) at the time of enrollment, shall be enrolled first.

3. The third priority for services shall be given to eligible four-year-old children who are not enrolled in a state-funded transitional kindergarten (TK) program. This priority shall not include children eligible for enrollment as children with exceptional needs pursuant to Education Code 8208 (a)(1)(E), who are from families with incomes above the income eligibility threshold, as described in Education Code 8213. Within this priority category, eligible children with the lowest income according to the income ranking on the most recent schedule of income ceiling eligibility table, as published by the SPI at the time of enrollment, shall be enrolled first. If two or more families have the same income ranking according to the most recent schedule of income ceiling eligibility table, a child from a family in which the primary home language is a language other than English shall be enrolled first. If there are no children from a family in which the primary home language is a language other than English, the child that has been on the waiting list for the longest time shall be admitted first.
4. The fourth priority shall be given to eligible three-year-old children. This priority shall not include children eligible for enrollment as children with exceptional needs pursuant to Education Code 8208 (a)(1)(E), who are from families with incomes above the income eligibility threshold, as described in Education Code 8213. Enrollment determinations within this priority category shall be made in the same way as for third priority in Paragraph #3 above.
5. The fifth priority, after all otherwise eligible children have been enrolled, shall be given to children from families whose income is no more than 15 percent above the eligibility income threshold, as described in Education Code 8213. Within this priority category, priority shall be given to three- and four-year-old children with exceptional needs interested in enrolling beyond those already enrolled in the 10 percent of funded enrollment set aside pursuant to Education Code 8208, then to four-year old children before three-year-old children without exceptional needs.

Commencing July 1, 2022, until June 30, 2023, inclusive, at least 5 percent of a district's part-day California state preschool program's funded enrollment shall be reserved for children with exceptional needs. Commencing July 1, 2023, to June 30, 2024, inclusive, at least 7.5 percent of a district's part-day California state preschool program's funded enrollment shall be reserved for children with exceptional needs. Commencing July 1, 2024, at least 10 percent of a district's part-day California state preschool program's funded enrollment shall be reserved for children with exceptional needs, and serve those children. (Education Code 8208(c)(1))

Children with exceptional needs enrolled in the percent of funded enrollment set aside pursuant to paragraph Section 8208(c)(1) shall be enrolled without regard to the priorities listed in subdivisions 1-6 above. Within this category, eligible children with the lowest income according to the income ranking on the most recent schedule of income ceiling eligibility table, as published by the SPI at the time of enrollment, shall be enrolled first. If two or more families have the same income ranking according to the most recent schedule of income ceiling eligibility table, the child that has been on the waiting list for the longest time shall be admitted first. (Education Code 8210(c))

### **Waiting List**

After full enrollment is attained, the district shall maintain a current waiting list in accordance with the enrollment priorities. The district may satisfy the requirement for maintaining a waiting list by participating in a county child care centralized eligibility list. The district shall contact applicants in order of priority from the waiting list as vacancies occur. (5 CCR 17744(a))

## Children with Exceptional Needs

Any child with exceptional needs served in California state preschool programs shall be afforded all rights and protections guaranteed in state and federal laws and regulations for individuals with exceptional needs. (Education Code 8224(b)) Children with exceptional needs attending a district CSPP shall be educated in the least restrictive environment. (Education Code 8208(c)(3), (d)(2)(C))

## Dual Language Learners

For any child enrolled in a preschool program who has been identified as a dual language learner, a family language and interest interview shall be conducted by the child's teacher or other designated staff that shall include, at a minimum, an inquiry and a discussion about the strengths and interests of the child, the language background of the child, and the needs of parents, guardians, or family members of the child to support the language and development of the child. (Education Code 8203, 8241.5(d))

## Disenrollment Based on Reduced Funding

When necessary to disenroll families from subsidized preschool services, families shall be disenrolled in reverse order of the priority for services specified in Education Code 8210 and 8211. (Education Code 8214; 5 CCR 17744(b))

## Expulsion/Unenrollment and Suspension Based on Behavior

For purposes of this section, the following terms shall apply:

*Expulsion* means the permanent dismissal of a child from a program in response to a child's behavior.

*Program* means a California State Preschool program described in subdivision (w) of Section 8205 or family childcare home education network programs described in subdivision (k) of Section 8205 that serves children from zero to five years of age, inclusive.

*Suspension* means any removal of a child from all or part of the program day, or the prevention of a child from attending the program for one or more days, in response to the child's behavior.

*Persistent and serious behaviors* means either repeated patterns of behavior that significantly interfere with the learning of other children, or interactions with peers and adults that are not responsive to the use of developmentally appropriate guidance. This includes, but is not limited to, physical aggression, property destruction, and self-injury. (Education Code 8489)

Suspension shall only be used as a last resort in extraordinary circumstances when there is a serious safety threat that cannot be reduced or eliminated without removal. To the greatest extent possible, a program shall endeavor to ensure the full participation of enrolled children in all program activities.

Before a program determines that suspension is necessary, the program shall collaborate with the child's parents or legal guardians and use appropriate community resources, as needed, to determine no other reasonable option is appropriate, and provide written notice to the child's parents or legal guardians pursuant to paragraph (4) of subdivision (c).

If suspension is deemed necessary, a program shall help the child return to full participation in all program activities as quickly as possible while ensuring child safety by doing all of the following:

1. Continuing to engage with the parents or legal guardians and continuing to use appropriate community resources.
2. Developing a written plan to document the action and supports needed.
3. Providing referrals to appropriate community services.
4. If the child has an individualized family service plan or individualized education program, the program, with written parental consent, shall contact the agency responsible for the individualized family service plan or individualized education program to seek consultation on serving the child.

Upon enrollment, the parents/guardians of each child shall be notified, in writing, of the limitations on expulsion, suspension, or any form of disenrollment and how the parents/guardians may file an appeal to CDE in the event of expulsion or suspension. If the district suspends or expels a child from any CSPP program, the district shall, at least 24 hours before the effective date of the suspension or expulsion, issue the child's parents/guardians a written "Notice of Action, Recipient of Services," as described in 5 CCR 17783, informing the parents/guardians of the right to file an appeal of the action directly with CDE no later than 14 calendar days after receiving the notice.

Children with exceptional needs may only be suspended or expelled in conformance with the procedures and limitations of the Individuals with Disabilities Improvement Education Act.

A district preschool program shall not expel or unenroll a child based on the child's behavior, unless the district first takes the following actions to address the child's behavior: (Education Code 8222)

1. Inform the parents/guardians of the child's persistent and serious challenging behaviors and consult with the parents/guardians and teacher in an effort to maintain the child's safe participation in the program
2. If the child has an individualized family service plan (IFSP) or individualized education program (IEP), with written parent/guardian consent, contact the agency or district employee responsible for such plan or program to seek consultation in regard to serving the child
3. If the child does not have an IFSP or IEP, consider if it is appropriate to complete a universal screening of the child, including, but not limited to, screening the child's social and emotional development, referring the parents/guardians to community resources, implementing behavior supports within the program, and considering an IEP for the child

If the district has taken the actions specified in items #1-3 above and the child's continued enrollment would present a serious safety threat to the child or other enrolled children, the district shall refer the parents/guardians to other potentially appropriate placements, the local child care resource and referral agency, or any other referral service available in the local community. The district may then unenroll the child. The district shall have up to 180 days to complete the actions described above. (Education Code 8222)

~~Children with disabilities may only be suspended or expelled in conformance with the procedures and limitations of the Individuals with Disabilities Education Act.~~

### Notice of Action

Upon receiving a parent/guardian's application for services, the Superintendent or designee shall review the application and documentation and, if eligibility requirements are met in accordance with Education Code 8208, shall certify the eligibility of the family or child. (Education Code 8208(b), (e), (f); 5 CCR 17752-17756)) ~~shall certify the eligibility of the family or child.~~

The district's decision to approve or deny a child's enrollment shall be communicated to the family through a written Notice of Action, [Application for Services](#) mailed or delivered within 30 days from the date the application is signed by the parent/guardian. (5 CCR ~~18094, 18095, 18148~~17782(b))

Subsequently, a Notice of Action is used when there is any change to the service agreement including, but not limited to:

(1) The contractor determining, at recertification, that the need or eligibility requirements are not met;

(2) The contractor modifying the family fee or the amount of service; or

(3) The contractor terminating services.

(5 CCR 17752(d), 17783(a))

The district must make all attempts to provide the family with a Notice of Action, Recipient of Services in the parent's primary language. (5 CCR 17783(c))

The effective date of any changes to the service agreement must be:

1. No sooner than 14 days after service of the Notice of Action, Recipient of Services if the Notice of Action is:
  - a. Given personally to the parent; or
  - b. Sent through electronic methods such as email or facsimile or similar instantaneous electronic methods.
2. No sooner than 15 days after service of the Notice of Action, Recipient of Services if the Notice of Action is sent via overnight delivery.
3. No sooner than 19 days after service of the Notice of Action, Recipient of Services if the Notice of Action is mailed.

(5 CCR 17783(d))

However, if a Notice of Action, Recipient of Services provides only for a reduction in a family fee or an increase in the amount of services, the effective date of the action should be immediate. (5 CCR 17783(e))

The Notice of Action must provide detailed information sufficient for the family to determine what the issue is, to understand the reason for the action being taken, to decide whether to appeal the Notice of Action, and how to request a hearing. (5 CCR 17783(f)).

### **Family Data File**

For each child enrolled in the district's preschool program, the Superintendent or designee shall maintain a family data file that contains a completed and signed application for services, the pertinent records used to determine eligibility and need, documentation of a child's exceptional needs, if applicable, all child health and current emergency information required by California licensing regulations, documentation of the notification to the parent of their requirement to report when the family's income exceeds the income threshold, documentation of family residency, and a copy of all Notices of Action. (5 CCR 17758)

Documentation includes documentation of family size, income eligibility, child's exceptional needs, homelessness, involvement of child protective services, and residency. (5 CCR 17761-17774)

~~For each child enrolled in the district's preschool program, the Superintendent or designee shall maintain a family data file including, but not limited to, a completed and signed application for services, documentation of income eligibility, and a copy of all Notices of Action. For each child~~

~~not receiving subsidized services, the family data file shall also include records of the specific reason(s) for enrolling each child, the child's family income, and evidence that the district has made a diligent search for children eligible for subsidized services. (5 CCR 18081, 18084, 18130, 18133)~~

## Parent Hearing

If a parent/guardian disagrees with any district action to deny the child's eligibility for subsidized preschool services, ~~disenroll the child due to a funding shortage, increase or decrease fees, increase or decrease the amount of services, terminate services, or otherwise change the level of services,~~ the parent/guardian may file a request for a hearing with the Superintendent or designee within 14 calendar days of the date the Notice of Action was received.

Upon the filing of a request for hearing, the intended action shall be suspended until the administrative appeal process has been completed. The process is complete when the administrative appeal process has been exhausted or when the parent(s) abandons the appeal process. (5 CCR 17784(b))

Within 10 calendar days of receiving the request for a hearing, the Superintendent or designee shall notify the parent/guardian of the time and place of the hearing, which, to the extent possible, shall be convenient for the parent/guardian. (5 CCR 17784)~~18120)~~

The hearing shall be conducted ~~in accordance with the procedures specified in 5 CCR 18120~~ by an administrative staff person who shall be referred to as "the hearing officer." The hearing officer shall be at a staff level higher in authority than the staff person who made the contested decision and should not have participated in making the decision being contested. (5 CCR 17784(d)) ~~by a district administrator who is at a staff level higher in authority than the staff person who made the contested decision. Within 10 calendar days after the hearing, the district administrator shall mail or deliver a written decision to the parent/guardian. If the parent/guardian disagrees with the written decision, the parent/guardian may, within 14 calendar days, appeal the decision to CDE. (5 CCR 18120-18122)~~

The parent(s) or an authorized representative designated by the parent is required to attend the hearing. If the parent or the parent's authorized representative fails to appear at the hearing, the parent will be deemed to have abandoned his or her appeal unless the parent can demonstrate to the district that they had good cause for their failure to appear, in which case the hearing shall be rescheduled. (5 CCR 17784(e))

Only persons directly affected by the hearing shall be allowed to attend. (5 CCR 17784(f))

The district shall arrange for the presence of an interpreter at the hearing, if one is requested by the parent(s), at no cost to the parent. (5 CCR 17784(g))

The hearing officer shall explain to the parent(s) the legal, regulatory, or policy basis for the intended action. (5 CCR 17784(h))

During the hearing, the parent(s) shall have an opportunity to explain the reason(s) they believe the district's decision was incorrect. The district's staff shall present any material facts omitted by the parent(s) and the parent(s) shall have the right to respond. (5 CCR 17784(i))

The hearing officer shall mail or deliver to the parent(s) a written decision within 10 calendar days after the conclusion of the hearing. (5 CCR 17784(j))

If the parent/guardian disagrees with the written decision, the parent/guardian may, within 14 calendar days of the date the decision was received by the parent/guardian, appeal the decision to CDE. A decision is deemed to be received by the parent on the day the parent was personally served with the decision or the date the decision was electronically transmitted to the parent, on the date following the sending of the letter if sent via overnight delivery service or five days

following the mailing of the decision, if the letter was mailed to the parent(s). The district shall document the method of delivery and date the decision was sent to the parent. (5 CCR 17785(a))

If the parent/guardian does not submit an appeal request to CDE within 14 calendar days from the receipt of the decision, the parents/guardian's appeal process shall be deemed abandoned, and the district may implement the intended action. (5 CCR 17785(b))

The parent/guardian shall specify in the appeal request the reason(s) why they believe the district's decision was incorrect and provide any documentation or evidence to support the parent/guardian's position. (5 CCR 17785(c))

A copy of the district's notice of intended action and written decision shall be submitted by the parent/guardian with the appeal request. (5 CCR 17785(d))

Upon receipt of an appeal request, CDE may request copies of the family data file and other relevant materials from the district as well as may request additional information from the parent/guardian. CDE may also conduct any investigations, interviews or mediation that it believes are necessary to resolve the appeal. Any mediation of the appeal shall be conducted with the consent of both the parent/guardian and the district. (5 CCR 17785(e))

The decision of CDE shall be sent to the parent/guardian and to the district within 30 calendar days after receipt of the appeal request. (5 CCR 17785(f))

The district shall comply with the decision of CDE immediately upon receipt thereof. If the district's determination that a family is ineligible is upheld by CDE, services to the family shall cease upon receipt of CDE's decision by the district. (5 CCR 17786)

**Policy Reference Disclaimer:**

These references are not intended to be part of the policy itself, nor do they indicate the basis or authority for the board to enact this policy. Instead, they are provided as additional resources for those interested in the subject matter of the policy.

<b>State</b>	<b>Description</b>
22 CCR 101151-101163	Licensing and application procedures
22 CCR 101151-101239.2	<u>General requirements; licensed child care centers</u>
22 CCR 101212-101231	<u>Continuing requirements</u>
22 CCR 101237-101239.2	<u>Facilities and equipment</u>
5 CCR 18000-18434	<del>Child care and development</del> Early learning and care programs
5 CCR <del>18130-18136</del> 17700-17833	California State Preschool Program
5 CCR <del>18272-18281</del> 17701-17711	General Program Requirements
<del>5 CCR 18295</del>	<del>Waiver of qualifications for site supervisor</del>
5 CCR 4600- <del>4670</del> 4694	Uniform complaint procedures
5 CCR 4690-4694	Complaints regarding health and safety issues in license-exempt preschool programs
5 CCR 80105-80125	Commission on Teacher Credentialing; child care and development permits
Ed. Code 17375	California Preschool, Transitional Kindergarten, and Full-Day Kindergarten Facilities Grant Program
Ed. Code 44065	Issuance of and functions requiring credentials
Ed. Code 44256	Authorization for teaching credentials
Ed. Code 48000	Transitional kindergarten

Ed. Code 48985	Notices to parents in language other than English
Ed. Code 8200-8340	California State Preschool Program
Ed. Code 8203.5	Contracts to provide child care and development services
Ed. Code 8205	Definitions
Ed. Code 8207	California State Preschool Program administration
Ed. Code 8208	Eligibility of three- or four-year-old child for state preschool program
Ed. Code 8209	Physical examination and immunizations
Ed. Code 8210	Priority for part-day programs
Ed. Code 8212	Complaints related to preschool health and safety issues
Ed. Code 8213- <a href="#">8213.5</a>	Income eligibility
Ed. Code 8214	Order of disenrollment
Ed. Code 8217	Enrollment of four-year-old children in state preschool programs
Ed. Code 8220-8221	Family literacy services
Ed. Code 8241	Staffing ratios for center-based program
Ed. Code 8252-8254	Family fees
Ed. Code 8281.5	California Prekindergarten Planning and Implementation Grant Program
Ed. Code 8298	Program director qualifications
H&S Code 120325-120380	Immunization against communicable diseases
H&S Code 1596.70-1596.895	California Child Day Care Act
H&S Code 1596.90-1597.21	Day care centers
W&I Code 10207-10215	General provisions
W&I Code 10207- <del>10490</del> <a href="#">10492.2</a>	Child Care and Development Services Act
W&I Code 10217-10224.5	Resource and referral programs
W&I Code 10225-10234	Alternative payment programs
W&I Code 10235-10238	Migrant child care and development programs
W&I Code 10240-10243	General child care and development programs
W&I Code 10250-10252	Family child care home education networks
W&I Code 10260-10263	Child care and development services for children with special needs
W&I Code 10480-10487	Local planning councils
<b>Federal</b>	<b>Description</b>
20 USC 1400-1482	Individuals with Disabilities Education Act
20 USC 6311-6322	Title I, relative to preschool
20 USC 6371-6376	Early Reading First
20 USC 6381-6381k	Even Start Family Literacy Program
20 USC 6391-6399	Education for migrant students



42 USC 9831-9852c

Head Start programs

42 USC 9857-9858r

Child Care and Development Block Grant

45 CFR 1301.1-1305.2

Head Start

**Management Resources****Description**California Department of Education  
Publication

Management Bulletin 21-11, Reopening, Reimbursement, Distance Learning Plans, and Distance Learning Requirements for California State Preschool Program Contractors, September 17, 2021

California Department of Education  
Publication

Management Bulletin 21-12, Guidance on Family Fees for Fiscal Year (FY) 2021-22, September 17, 2021

California Department of Education  
Publication

Management Bulletin 21-13, Guidance on Implementation of the California State Preschool Program Quality Requirements During the COVID-19 Pandemic, September 29, 2021

California Department of Education  
Publication

Prekindergarten Learning Development Guidelines, 2000

California Department of Education  
Publication

Preschool English Learners: Principles and Practices to Promote Language, Literacy, and Learning, 2nd ed., 2009

California Department of Education  
Publication

California Preschool Learning Foundations

California Department of Education  
Publication

Dream Big for Our Youngest Children: Final Report of the California Early Learning Quality Improvement System Advisory Committee, 2010

California Department of Education  
Publication  
CSBA Publication

First Class: A Guide for Early Primary Education, 1999

What Boards of Education Can Do About Kindergarten Readiness, Governance Brief, May 2016

U.S. Department of Education  
Publication

Good Start, Grow Smart, April 2002

U.S. Department of Education  
Publication

Policy Statement on Expulsion and Suspension Policies in Early Childhood Settings, 2016

Website

[CSBA District and County Office of Education Legal Services](#)

Website

[National Institute for Early Education Research](#)

Website

[California Head Start Association](#)

Website

[California Preschool Instructional Network](#)

Website

[Child Development Policy Institute](#)

Website

[California Association for the Education of Young Children](#)

Website

[First 5 California](#)

Website

[California Department of Social Services](#)

Website

[California County Superintendents Educational Services Association](#)

Website

[Cities Counties and Schools Partnership](#)

Website

[CSBA](#)

Website

[U.S. Department of Education](#)

**Cross References**

<b>Code</b>	<b>Description</b>
0415	<a href="#">Equity</a>
0470	<a href="#">COVID-19 Mitigation Plan</a>
0500	<a href="#">Accountability</a>
1240	<a href="#">Volunteer Assistance</a>
1240	<a href="#">Volunteer Assistance</a>
1312.3	<a href="#">Uniform Complaint Procedures</a>
1312.3	<a href="#">Uniform Complaint Procedures</a>
1312.3-E(1)	<a href="#">Uniform Complaint Procedures</a>
1312.3-E(2)	<a href="#">Uniform Complaint Procedures</a>
1330	<a href="#">Use Of School Facilities</a>
1330	<a href="#">Use Of School Facilities</a>
1330-E(1)	<a href="#">Use Of School Facilities</a>
1330.1	<a href="#">Joint Use Agreements</a>
1340	<a href="#">Access To District Records</a>
1340	<a href="#">Access To District Records</a>
1400	<a href="#">Relations Between Other Governmental Agencies And The Schools</a>
1700	<a href="#">Relations Between Private Industry And The Schools</a>
3260	<a href="#">Fees And Charges</a>
3260	<a href="#">Fees And Charges</a>
3280	<a href="#">Sale Or Lease Of District-Owned Real Property</a>
3280	<a href="#">Sale Or Lease Of District-Owned Real Property</a>
3523	<a href="#">Electronic Signatures</a>
3523	<a href="#">Electronic Signatures</a>
3541	<a href="#">Transportation Routes And Services</a>
3550	<a href="#">Food Service/Child Nutrition Program</a>
3550	<a href="#">Food Service/Child Nutrition Program</a>
3580	<a href="#">District Records</a>
3580	<a href="#">District Records</a>
4112	<a href="#">Appointment And Conditions Of Employment</a>
4112.4	<a href="#">Health Examinations</a>
4112.5	<a href="#">Criminal Record Check</a>
4112.5-E(1)	<a href="#">Criminal Record Check</a>

4112.6	<a href="#">Personnel Files</a>
4131	<a href="#">Staff Development</a>
4212.4	<a href="#">Health Examinations</a>
4212.5	<a href="#">Criminal Record Check</a>
4212.5-E(1)	<a href="#">Criminal Record Check</a>
4212.6	<a href="#">Personnel Files</a>
4222	<a href="#">Teacher Aides/Paraprofessionals</a>
4222	<a href="#">Teacher Aides/Paraprofessionals</a>
4231	<a href="#">Staff Development</a>
4312.4	<a href="#">Health Examinations</a>
4312.5	<a href="#">Criminal Record Check</a>
4312.5-E(1)	<a href="#">Criminal Record Check</a>
4312.6	<a href="#">Personnel Files</a>
4331	<a href="#">Staff Development</a>
5020	<a href="#">Parent Rights And Responsibilities</a>
5020	<a href="#">Parent Rights And Responsibilities</a>
5030	<a href="#">Student Wellness</a>
5111	<a href="#">Admission</a>
5111	<a href="#">Admission</a>
5125	<a href="#">Student Records</a>
5125	<a href="#">Student Records</a>
5141.23	<a href="#">Asthma Management</a>
5141.23	<a href="#">Asthma Management</a>
5141.26	<a href="#">Tuberculosis Testing</a>
5141.31	<a href="#">Immunizations</a>
5141.31	<a href="#">Immunizations</a>
5141.32	<a href="#">Health Screening For School Entry</a>
5141.6	<a href="#">School Health Services</a>
5141.6	<a href="#">School Health Services</a>
5144.1	<a href="#">Suspension And Expulsion/Due Process</a>
5144.1	<a href="#">Suspension And Expulsion/Due Process</a>
5145.6	<a href="#">Parent/Guardian Notifications</a>
5145.6-E(1)	<a href="#">Parent/Guardian Notifications</a>
5148	<a href="#">Child Care And Development</a>
5148	<a href="#">Child Care And Development</a>
6011	<a href="#">Academic Standards</a>
6020	<a href="#">Parent Involvement</a>

6020	<a href="#"><u>Parent Involvement</u></a>
6159	<a href="#"><u>Individualized Education Program</u></a>
6159	<a href="#"><u>Individualized Education Program</u></a>
6164.4	<a href="#"><u>Identification And Evaluation Of Individuals For Special Education</u></a>
6164.4	<a href="#"><u>Identification And Evaluation Of Individuals For Special Education</u></a>
6170.1	<a href="#"><u>Transitional Kindergarten</u></a>
6171	<a href="#"><u>Title I Programs</u></a>
6171	<a href="#"><u>Title I Programs</u></a>
6173	<a href="#"><u>Education For Homeless Children</u></a>
6173	<a href="#"><u>Education For Homeless Children</u></a>
6173-E(1)	<a href="#"><u>Education For Homeless Children</u></a>
6173-E(2)	<a href="#"><u>Education For Homeless Children</u></a>
6173.1	<a href="#"><u>Education For Foster Youth</u></a>
6173.1	<a href="#"><u>Education For Foster Youth</u></a>
6173.2	<a href="#"><u>Education Of Children Of Military Families</u></a>
6173.2	<a href="#"><u>Education Of Children Of Military Families</u></a>
6174	<a href="#"><u>Education For English Learners</u></a>
6174	<a href="#"><u>Education For English Learners</u></a>
6175	<a href="#"><u>Migrant Education Program</u></a>
6175	<a href="#"><u>Migrant Education Program</u></a>
6200	<a href="#"><u>Adult Education</u></a>
6200	<a href="#"><u>Adult Education</u></a>
7110	<a href="#"><u>Facilities Master Plan</u></a>
7210	<a href="#"><u>Facilities Financing</u></a>

**SAN RAMON VALLEY UNIFIED SCHOOL DISTRICT**  
 699 Old Orchard Drive, Danville  
 925-552-5500 [www.srvusd.net](http://www.srvusd.net)

**DATE: MARCH 14, 2023**

**TOPIC: CONSIDERATION OF APPROVAL OF THE CCAP PARTNERSHIP AGREEMENT BETWEEN SRVUSD AND LAS POSITAS COMMUNITY COLLEGE**

**DISCUSSION:** The College and Career Access Pathways (CCAP) is a partnership agreement between SRVUSD and Las Positas College (LPC), for the 2023-24 school year. In general, the goal of CCAP agreements is to improve the college and career readiness of high school students by increasing the opportunities for dual enrollment at the community college associated with the school district.

The San Ramon Valley Unified School District (SRVUSD) will implement the first cohort of the SRVUSD/Las Positas Welding Job Training program in the 2023-24 school year. The SRVUSD/LPC Welding Job Training program is a unique dual enrollment program offered in partnership with Las Positas College in Livermore. Through this program, high school juniors and seniors enroll in a shortened high school schedule so that they may attend designated college courses during their regular school day or in the evening. Students will engage in learning alongside college students while maintaining their high school experience. The CCAP agreement, if approved, would expire in July of 2024.

LPC and SRVUSD shall ensure that two public (informational and adoption) meetings are held in the review and approval of the CCAP Agreement. Sec. 2 (b)

**RECOMMENDATION:** Administration supports the College and Career Access Pathways Partnership Agreement and will open the floor for public comment and Board review. Consideration of adoption will be brought forward at the April 25, 2023 Board meeting.

**BUDGET IMPLICATION:** The total cost of books and instructional materials for school district students participating as part of this CCAP agreement will be borne by SRVUSD.



Debbie Petish  
 Executive Director, Curriculum and Instruction



Christine Avajardo  
 Assistant Superintendent



Dr. John Malloy  
 Superintendent

COLLEGE AND CAREER ACCESS PATHWAYS PARTNERSHIP AGREEMENT  
FOR DUAL ENROLLMENT

This College and Career Access Pathways Partnership Agreement (CCAP Agreement) is between Chabot-Las Positas Community College District 7600 Dublin Boulevard, 3rd Floor, Dublin, California 94568 (“CLPCCD”), and San Ramon Valley Unified School District (“SRVUSD”) 699 Old Orchard Drive, Danville, CA 94526.

WHEREAS, the mission of CLPCCD and its colleges, Chabot College and Las Positas College, includes providing educational programs and services that are responsive to the needs of the students and communities within the Chabot-Las Positas Community College District; and WHEREAS, students who complete college credit while enrolled in high school are more likely to earn high school diplomas, to enroll in community colleges and four-year colleges, to attend post-secondary education on a full-time basis, and to complete degrees in those institutions than students without these experiences; and

WHEREAS, SRVUSD is a public school district serving grades 9-12 located in within the regional service area of CLPCCD, unless otherwise specified and agreed to as specified in Sec. 2 (e); and

WHEREAS, Las Positas (“COLLEGE”) desires to offer or expand dual enrollment opportunities for students served by SRVUSD; and

WHEREAS, CLPCCD and SRVUSD are entering into this CCAP Agreement for the purpose of offering or expanding dual enrollment opportunities, consistent with the provisions of AB 288 (Education Code § 76004), for high school students “who may not already be college bound or who are underrepresented in higher education with the goal of developing seamless pathways from high school to community college for career technical education or preparation for transfer, improving high school graduation rates, and assisting high school pupils to achieve college and career readiness” Sec. 2 (a) and “underachieving students, those from groups underrepresented in postsecondary education, those who are seeking advanced studies while in high school, and those seeking a career technical education credential or certificate.” Sec. 1 (d)

WHEREAS, instruction will comply with the student selection standards, curriculum guidelines, recommendations and procedures promulgated by applicable law, the California Community College Chancellor’s Office, CLPCCD and its colleges;

NOW THEREFORE, CLPCCD and SRVUSD agree as follows:

1. TERM OF AGREEMENT

- 1.1. The term of this CCAP Agreement shall be for one year beginning on July 1, 2023 and ending on June 30, 2024, and requires annual renewal each year by July 1, unless otherwise terminated in accordance with Section 19 of this Agreement.
- 1.2. This CCAP Agreement outlines the terms of the Agreement. The CCAP Agreement Appendix shall specify additional detail regarding, but not be limited to, the total number of high school students to be served and the total number of full-time equivalent students projected to be claimed by CLPCCD for those students; the scope, nature, time, location, and listing of community college courses to be offered; and criteria to assess the ability of pupils to benefit from those courses. The CCAP Agreement Appendix shall also establish protocols for information sharing in compliance with all applicable state and federal privacy laws, joint facilities use, and parental consent for high school pupils to enroll in community college courses. Sec. 2 (c)(1)
- 1.3. The CCAP Agreement Appendix shall identify a point of contact for the CLPCCD, Las Positas COLLEGE, and for SRVUSD. Sec. 2 (c)(2)
- 1.4. A copy of the CLPCCD and SRVUSD CCAP Agreement shall be filed with the office of the Chancellor of the California Community Colleges and with the California Department of Education before the start of the CCAP partnership. Sec. 2 (c)(3)

## 2. DEFINITIONS

- 2.1. CCAP Agreement Courses - Courses offered as part of this CCAP Agreement shall be community college courses acceptable towards a career technical education credential or certificate, preparation for transfer, or appropriate to improve high school graduation rates or help high school pupils achieve college and career readiness. All community college courses offered at the SRVUSD have been approved in accordance with the policies and guidelines of CLPCCD, Las Positas COLLEGE, and applicable law. Sec. 2 (a)
- 2.2. Consistent with AB 288, this CCAP Agreement may include “underachieving students, those from groups underrepresented in postsecondary education, those who are seeking advanced studies while in high school, and those seeking a career technical education credential or certificate.” Sec. 1 (d)
- 2.3. Pupil or Student - A resident or nonresident student attending high school in California. Effective January 1, 2014, Pursuant to SB 150, the concurrent enrollment in secondary school and community college nonresident tuition exemption: concurrently enrolled students (high school students enrolled in college classes) who are classified as nonresident students for tuition purposes may be eligible for the SB 150 waiver of nonresident tuition while still in high school. Students must be special admit part-time students who are attending high school in California.

3. STUDENT ELIGIBILITY, SELECTION AND ENROLLMENT,  
ADMISSION,REGISTRATION, MINIMUM SCHOOL DAY

- 3.1. Student Eligibility - Students are eligible who “may not already be college bound or who are underrepresented in higher education, with the goal of developing seamless pathways from high school to community college for career technical education or preparation for transfer, improving high school graduation rates, and assisting high school pupils to achieve college and career readiness” Sec. 2 (a) and “underachieving students, those from groups underrepresented in postsecondary education, those who are seeking advanced studies while in high school, and those seeking a career technical education credential or certificate.” Sec. 1 (d)
- 3.2. Student Selection and Enrollment - Enrollment shall be open to all eligible students as part of the CCAP Agreement who have been admitted to Las Positas College and who meet all applicable prerequisites. Student selection criteria may be further specified in the CCAP Agreement Appendix. Applicable prerequisite courses, training, or experience and standards required as preparation for courses offered through the CCAP Agreement will be determined by the COLLEGE and shall be in compliance with applicable law and CLPCCD standards and policies.
- 3.3. College Admission and Registration - Procedures for students participating in the CCAP Agreement shall be governed by the COLLEGE and shall be in compliance with the admissions and registration guidelines set forth in applicable law and CLPCCD policy.
- 3.4. Student Records – It is the responsibility of the student to follow the COLLEGE process when requesting an official COLLEGE transcript for grade submission to the SRVUSD unless otherwise specified in the Appendix.
- 3.5. Priority Enrollment – the COLLEGE as a participant in this CCAP Agreement may assign priority course registration to a pupil seeking to enroll in a community college course that is required for the pupil’s CCAP partnership program that is equivalent to the priority assigned to a pupil attending middle college high school as described in Section 11300 and consistent with middle college high school provisions in Section 76001. Sec. 2 (3)(g)
- 3.6. As part of this CCAP Agreement, CLPCCD shall not provide physical education course opportunities to high school students or any other course opportunities that do not assist in the attainment of the goals associated with career technical education or preparation for transfer, improving high school graduation rates, or helping high school students achieve career and college readiness. Sec. 2 (d)
- 3.7. Students participating in a CCAP partnership program may enroll in up to a maximum of 15 units per term per conditions specified in AB 288, Sec. 2 (p)(1)(2)(3). Specifically, the units must constitute no more than four community



college courses per term and be part of an academic program that is part of the Agreement designed to award students with both a high school diploma and an associate degree or certificate or a credential.

- 3.8. Minimum School Day – SRVUSD shall certify that it shall teach SRVUSD students participating as part of a CCAP Agreement no less than the number of instructional minutes required to complete a minimum school day pursuant to Education Code §§ 46141 and 46142.

#### 4. COLLEGE APPLICATION PROCEDURE

- 4.1. The COLLEGE will be responsible for processing student applications.
- 4.2. The COLLEGE will provide the necessary admission and registration forms and procedures and both COLLEGE and SRVUSD will jointly ensure that each applicant accepted has met all the enrollment requirements, including liability and medical care coverage requirements, if any.
- 4.3. SRVUSD agrees to assist the COLLEGE in the admission and registration of SRVUSD students as may be necessary and requested by Las Positas COLLEGE.
- 4.4. SRVUSD, CLPCCD, and Las Positas COLLEGE understand and agree that timely and complete student admission and registration is essential for a successful CCAP Agreement dual enrollment program.
- 4.5. Las Positas COLLEGE admission and registration requires that each participating student has completed the COLLEGE enrollment application process.
- 4.6. Participating students enrolled in a course offered through a CCAP Agreement shall not be assessed any fee that is prohibited by California Education Code Sections 49011, 76060.5, 76140, 76223, 76300, 76350, and 79121. Sec. 2 (f)(q)

#### 5. PARTICIPATING STUDENTS

- 5.1. A high school student enrolled in a course offered through a CCAP Agreement shall not be assessed any fee that is prohibited by Education Code Section 49011. See also Sec. 2 (f)(q). The governing board of CLPCCD shall exempt special part-time students under this CCAP Agreement as described in subdivision (p) from the fee requirements in Sections 76060.5, 76140, 76223, 76300, 76350, and 791121.
- 5.2. The total cost of books and instructional materials for SRVUSD students who enroll in a Las Positas COLLEGE course offered as part of this CCAP Agreement will be specified in the Appendix to this Agreement. Costs will be borne by SRVUSD. Participating students must meet all CLPCCD prerequisite requirements as established by the CLPCCD and Las Positas COLLEGE as stated in the college catalog before enrolling in a course offered as part of this CCAP Agreement.

- 5.3. Grades earned by students enrolled in courses offered as part of this CCAP Agreement will be posted on the official Las Positas COLLEGE transcript. Students may submit a request for Pass/No Pass if the course is designated as such in the Las Positas COLLEGE catalog.
- 5.4. Students enrolled in courses offered as part of this CCAP Agreement will be directed to the official catalog of Las Positas COLLEGE for information regarding applicable policies and procedures.
- 5.5. Students enrolled in Las Positas COLLEGE courses offered as part of this CCAP Agreement will be eligible for student support services, which shall be available to them at the COLLEGE or through the SRVUSD. COLLEGE shall ensure that student support services, including counseling and guidance, assistance with assessment and placement, and tutoring are available to participating students at the COLLEGE. SRVUSD shall ensure that support services, including counseling and guidance, and assistance with assessment and placement are available to students at the SRVUSD.
- 5.6. Students who withdraw from courses offered as part of this CCAP Agreement will not receive Las Positas COLLEGE credit. Students must comply with, and submit appropriate information/paperwork, by all published deadlines. Transcripts will be annotated according to Las Positas COLLEGE policy.
- 5.7. A course dropped within the CLPCCD drop “without a W” deadline will not appear on the SRVUSD or the Las Positas COLLEGE transcript.

## 6. CCAP AGREEMENT COURSES

- 6.1. Las Positas COLLEGE may limit enrollment in a community college course solely to eligible high school students if the course is offered at a high school campus during the regular school day and the community college course is offered pursuant to a CCAP Agreement. Sec. 2 (o)(1)
- 6.2. Courses offered as part of this CCAP Agreement at the COLLEGE may not limit enrollment in the course. Sec. 2 (o)(1)
- 6.3. Las Positas COLLEGE is responsible for all courses and educational programs offered as part of CCAP Agreement regardless of whether the course and educational program is offered on site at the SRVUSD or at the COLLEGE.
- 6.4. The scope, nature, time, location, and listing of courses offered by COLLEGE with the approval of CLPCCD and the Governing Board and will be recorded in the Appendix to this Agreement. Sec. 2 (c)(1) Courses offered as part of this CCAP Agreement either at the COLLEGE or SRVUSD shall be jointly reviewed and approved.
- 6.5. Courses offered as part of this CCAP Agreement at the SRVUSD shall be of the same quality and rigor as those offered on Las Positas COLLEGE campus and shall be in compliance with CLPCCD academic standards.

- 6.6. Courses offered as part of this CCAP Agreement at the SRVUSD shall be listed in the Las Positas COLLEGE catalog with the same department designations, course descriptions, numbers, titles, and credits.
- 6.7. Courses offered as part of this CCAP Agreement at the SRVUSD shall adhere to the official course outline of record and the student learning outcomes established by the associated Las Positas COLLEGE academic department.
- 6.8. Courses offered as part of this CCAP Agreement and taught by a SRVUSD instructor are part of an approved Instructional Service Agreement as required by CLPCCD policies and procedures.
- 6.9. Courses offered as part of this CCAP Agreement will comply with all applicable regulations, policies, procedures, prerequisites and standards applicable to CLPCCD and Las Positas COLLEGE as well as any corresponding policies, practices, and requirements of the SRVUSD. In the event of a conflict between CLPCCD and/or COLLEGE course related regulations, policies, procedures, prerequisites and standards and SRVUSD policies, practices and requirements, the CLPCCD regulations, policies, procedures, prerequisites, and standards, shall prevail.
- 6.10. Site visits and instructor evaluations by one or more representatives of the Las Positas COLLEGE and or CLPCCD shall be permitted by the SRVUSD to ensure that courses offered as part of this CCAP Agreement in the SRVUSD are the same as the courses offered on the COLLEGE campus and in compliance with CLPCCD academic standards.
- 6.11. A student's withdrawal prior to completion of a course offered as part of this CCAP Agreement shall be in accordance with CLPCCD and Las Positas COLLEGE guidelines, policies, pertinent statutes and regulations.
- 6.12. Supervision and evaluation of students enrolled in courses offered as part of this CCAP Agreement shall be in accordance with CLPCCD guidelines, policies, pertinent statutes, and regulations.
- 6.13. Las Positas COLLEGE has the sole right to control and direct the instructional activities of all instructors, including those who are SRVUSD employees [once they become adjunct employees of Las Positas COLLEGE].
- 6.14. CLPCCD, Las Positas COLLEGE and SRVUSD certify that any remedial course taught by COLLEGE faculty at a partnering high school campus shall be offered only to high school students who do not meet their grade level standard in math, English, or both on an interim assessment in grade 10 or 11, as determined by the partnering school district, and shall involve collaborative effort between the SRVUSD and the COLLEGE faculty to deliver an innovative remediation course as an intervention in the student's junior or senior year to ensure the student is prepared for college-level work upon graduation. Sec. 2 (n)

7. INSTRUCTOR(S)
- 7.1. All instructors teaching Las Positas COLLEGE courses offered as part of this CCAP Agreement must meet the minimum qualifications for instruction in a California community college as set forth in Title 5 California Code of Regulations, Sections 53410 and 58060 or as amended, and be hired by the CLPCCD.
  - 7.2. The CCAP Agreement Appendix shall specify which participating SRVUSD or Las Positas COLLEGE will be the employer of record for purposes of assignment monitoring and reporting to the county office of education. Sec. 2 (m)(1)
  - 7.3. This CCAP Agreement specifies the SRVUSD will assume reporting responsibilities pursuant to applicable federal teacher quality mandates. Sec. 2 (m)(2)
  - 7.4. Instructors who teach Las Positas COLLEGE courses offered as part of this CCAP Agreement must provide the supervision and control reasonably necessary for the protection of the health and safety of students and may not have any other assigned duty during the instructional activity.
  - 7.5. Instructors who teach Las Positas COLLEGE courses shall comply with the fingerprinting requirements set forth in Ed Code § 45125 or as amended, and the tuberculosis testing and risk assessment requirements of California Health and Safety Code § 121525 or as amended. In addition to any other prohibition or provision, no person who has been convicted of a violent or serious felony shall be eligible to teach any courses offered as part of this CCAP Agreement or otherwise provide services on a SRVUSD site.
  - 7.6. Prior to teaching, faculty provided by the SRVUSD shall receive discipline-specific training and orientation from Las Positas COLLEGE regarding, but not limited to, course curriculum, assessment criteria, pedagogy, course philosophy, testing and grading procedures record keeping, and other instructional responsibilities. Said training shall be approved by and provided by the COLLEGE.
  - 7.7. Faculty provided by the SRVUSD will participate in professional development activities sponsored by the Las Positas COLLEGE as required by the terms and condition of the contract and shall be encouraged to participate in ongoing collegial interaction to include, but not limited address course content, course delivery, assessment, evaluation, and/or research and development in the field.
  - 7.8. Faculty performance shall be evaluated by Las Positas COLLEGE using the adopted evaluation process and standards for faculty of the COLLEGE, subject to the approval of CLPCCD.
  - 7.9. Las Positas COLLEGE may select instructors from SRVUSD personnel. SRVUSD personnel selected to be instructors remain employees of the school

district, subject to the authority of the school district, but will also be subject to the authority of CLPCCD specifically with regard to their duties as instructors.

- 7.10. Las Positas COLLEGE shall determine the number of instructors, the ratio of instructors to students, and the subject areas of instruction, subject to approval by CLPCCD.

## 8. ASSESSMENT OF LEARNING AND CONDUCT

- 8.1. Students enrolled in Las Positas COLLEGE courses offered as part of this CCAP Agreement at the SRVUSD's High Schools shall be held to the same standards of achievement as students in courses taught on the Las Positas COLLEGE campus.
- 8.2. Students enrolled in Las Positas COLLEGE courses offered as part of this CCAP Agreement at the SRVUSD shall be held to the same grading standards as those expected of students in courses taught on the Las Positas COLLEGE campus.
- 8.3. Students enrolled in Las Positas COLLEGE courses offered as part of this CCAP Agreement at the SRVUSD shall be assessed using the same methods (e.g., papers, portfolios, quizzes, labs, etc.) as students in courses taught on the Las Positas COLLEGE campus.
- 8.4. Students enrolled in Las Positas COLLEGE courses offered as part of this CCAP Agreement at the SRVUSD shall be held to the same behavioral standards as those expected of students in courses taught on the Las Positas COLLEGE campus.

## 9. LIAISON AND COORDINATION OF RESPONSIBILITIES

- 9.1. CLPCCD shall appoint an educational administrator, to be specified in the Appendix to this CCAP Agreement, who will serve as point of contact for Las Positas COLLEGE and SRVUSD to facilitate and coordinate as to this agreement in conformity with CLPCCD policies and standards.
- 9.2. Las Positas COLLEGE shall appoint an educational administrator, to be specified in the Appendix to this CCAP Agreement, who will serve as point of contact to facilitate coordination and cooperation between Las Positas COLLEGE and SRVUSD in conformity with CLPCCD policies and standards. Sec. 2 (c)(2)
- 9.3. SRVUSD shall appoint an educational administrator, to be specified in the Appendix to this CCAP Agreement, who will serve as point of contact to facilitate coordination and cooperation between SRVUSD and Las Positas COLLEGE in conformity with SRVUSD policies and standards. Sec. 2 (c)(2)
- 9.4. Las Positas COLLEGE will provide SRVUSD personnel with reasonable assistance, direction and instruction in how to fulfill their responsibilities under this CCAP Agreement, including conducting appropriate student assessments, outreach/recruitment activities and compliance with CLPCCD policy and Las Positas COLLEGE procedures and academic standards.

- 9.5. The SRVUSD shall provide personnel to perform clerical services and services associated with student outreach and recruitment activities, student assessment and college applications, the enrollment of eligible students and other related services as deemed necessary.
- 9.6. The SRVUSD's personnel will perform services specified in 9.4 as part of their regular assignment. SRVUSD personnel performing these services will be employees of SRVUSD, subject to the authority of SCHOOL DISTRICT, but will also be subject to the direction of Las Positas COLLEGE, specifically with regard to their duties pertaining to the COLLEGE courses.
- 9.7. This CCAP Agreement requires completion and submission of an annual report, as specified in the Appendix, to the office of the Chancellor of the California Community Colleges by Las Positas COLLEGE and SRVUSD on all the following information: Sec. 2 (t)(1)(A-D)
- A. The total number of high school students by school site enrolled in this CCAP Agreement partnership, aggregated by gender and ethnicity, and reported in compliance with all applicable state and federal privacy laws. Sec. 2 (t)(1)(A)
  - B. The total number of community college courses by course category and type and by school site enrolled in by CCAP Agreement partnership participants. Sec. 2 (t)(1)(B)
  - C. The total number and percentage of successful course completions, by course category and type and by school site, of CCAP Agreement partnership participants. Sec. 2 (t)(C)
  - D. The total number of full-time equivalent students generated for CLPCCD by CCAP Agreement partnership participants. Sec. 2 (t)(1)(D)
10. APPORTIONMENT
- 10.1. CLPCCD shall include the students enrolled in a CCAP Agreement course in its report of full-time equivalent students (FTES) for purposes of receiving state apportionments when the course(s) complies with current requirements for dual enrollment under applicable California law.
- 10.2. For purposes of allowances and apportionments from Section B of the State School Fund, a community college district conducting a closed course on a high school campus shall be credited with those units of full-time equivalent students attributable to the attendance of eligible high school pupils. Sec. 2 (o)(2)
- 10.3. CLPCCD shall not receive a state allowance or apportionment for an instructional activity for which the partnering district has been, or shall be, paid an allowance or apportionment. Sec. 2 (o)
- 10.4. The attendance of a high school pupil at Las Positas COLLEGE as a special part-time or full-time student pursuant to this section is authorized attendance for

which CLPCCD COLLEGE shall be credited or reimbursed pursuant to Section 48802 or 76002, provided that no school district has received reimbursement for the same instructional activity. Sec. 2 (s)

## 11. CERTIFICATIONS

- 11.1. SRVUSD certifies that the direct education costs of the courses offered as part of this CCAP Agreement are not being fully funded through other sources.
- 11.2. CLPCCD certifies that it has not received full compensation for the direct education costs for the conduct of the courses offered as part of this CCAP Agreement from other sources.
- 11.3. SRVUSD agrees and acknowledges that CLPCCD will claim apportionment for the SCHOOL DISTRICT students enrolled in community college course(s) under this CCAP Agreement.
- 11.4. This CCAP Agreement certifies that any COLLEGE instructor teaching a course on a SRVUSD campus has not been convicted of any sex offense as defined in Ed Code § 87010 or as amended, or any controlled substance offense as defined in Ed Code § 87011 or as amended. Sec. 2 (h)
- 11.5. This CCAP Agreement certifies that any community college instructor teaching a course at the partnering high school campus has not displaced or resulted in the termination of an existing high school teacher teaching the same course on that high school campus. Sec. 2 (i)
- 11.6. This CCAP Agreement certifies that a qualified high school teacher teaching a course offered for college credit at a high school campus has not displaced or resulted in the termination of an existing Las Positas COLLEGE faculty member teaching the same course at the Las Positas COLLEGE campus. Sec. 2 (j)
- 11.7. COLLEGE certifies that:
  - A community college course offered for college credit at the participating school district high school does not reduce access to the same course offered at the partnering COLLEGE. Sec. 2 (k)(1)
  - A community college course that is oversubscribed or has a waiting list shall not be offered or included in this Agreement. Sec. 2 (k)(2)
  - The Agreement is consistent with the core mission of the Las Positas COLLEGE pursuant to Section 66010.4, and that students participating in this Agreement will not lead to displacement of otherwise eligible adults at the COLLEGE. Sec. 2 (k)(3)
- 11.8. This Agreement certifies that CLPCCD, SRVUSD and Las Positas COLLEGE comply with local collective bargaining agreements and all state and federal reporting requirements regarding the qualifications of the teacher or faculty member teaching a CCAP Agreement course offered for high school credit. Sec. 2 (l)

12. PROGRAM IMPROVEMENT

- 12.1. CLPCCD, Las Positas COLLEGE and SRVUSD may annually conduct surveys of SRVUSD pupils, instructors, principals, and guidance counselors for the purpose of informing practice, making adjustments, and improving the quality of courses offered as part of this CCAP Agreement.

13. RECORDS

- 13.1. Permanent records of student attendance, grades and achievement will be maintained by SRVUSD for SCHOOL DISTRICT students who enroll in any course(s) offered as part of this CCAP Agreement. Permanent records of student enrollment, grades and achievement for Las Positas COLLEGE students shall be maintained by COLLEGE.
- 13.2. Each party shall maintain records pertaining to this CCAP Agreement as may be required by federal and state law. Each party may review and obtain a copy of the other party's pertinent records subject to federal and state privacy statutes.

14. REIMBURSEMENT

- 14.1. The financial arrangements implied herein may be adjusted annually by a duly adopted written Appendix to this CCAP Agreement.

15. FACILITIES

- 15.1. SRVUSD will provide adequate classroom space at its facilities, or other mutually agreed upon location, to conduct the instruction and do so without charge to CLPCCD or students. SRVUSD agrees to clean, maintain, and safeguard SRVUSD's premises. SRVUSD warrants that its facilities are safe and compliant with all applicable building, fire, and safety codes.
- 15.2. SRVUSD will furnish, at its own expense, all course materials, specialized equipment, books and other necessary equipment for all SRVUSD students. The parties understand that such equipment and materials are SRVUSD's sole property. The instructor shall determine the type, make, and model of all equipment, books and materials to be used during each course offered as part of this CCAP Agreement. SRVUSD understands that no equipment or materials fee may be charged to students except as may be provided for by Education Code 49011.
- 15.3. Las Positas COLLEGE facilities may be used subject to mutually agreement by the parties as expressed in the Appendix to this Agreement.

16. INDEMNIFICATION



- 16.1. SRVUSD agrees to and shall indemnify, save and hold harmless Las Positas COLLEGE and CLPCCD and its governing board, officers, employees, administrators, independent contractors, subcontractors, agents and other representatives from any and all claims, demands, liabilities, costs, expenses, damages, causes of action, losses, and judgments, arising out of SRVUSD's performance of this Agreement. The obligation to indemnify shall extend to all claims and losses that arise from the negligence of the SCHOOL DISTRICT, its officers, employees, independent contractors, subcontractors, agents and other representatives.
- 16.2. CLPCCD agrees to and shall indemnify, save and hold harmless the SRVUSD and its governing board, officers, employees, administrators, independent contractors, subcontractors, agents and other representatives from any and all claims, demands, liabilities, costs, expenses, damages, causes of action, losses, and judgments, arising out of CLPCCD and Las Positas COLLEGE'S performance of this Agreement. The obligation to indemnify shall extend to all claims and losses that arise from the negligence of CLPCCD and COLLEGE its officers, employees, independent contractors, subcontractors, agents and other representatives.

## 17. INSURANCE

- 17.1. SRVUSD, in order to protect CLPCCD, its agents, employees and officers against claims and liability for death, injury, loss and damage arising out of or in any manner connected with the performance and operation of the terms of this agreement, shall secure and maintain in force during the entire term of this CCAP Agreement, insurance coverage or an approved program of self-insurance in the amount of not less than ONE MILLION DOLLARS (\$1,000,000) per incident, and property damage insurance of not less than ONE HUNDRED THOUSAND DOLLARS (\$100,000) per accident with an admitted California insurer duly licensed to engage in the business of insurance in the State of California, or public entity risk management Joint Powers Authority, authorized to provide public liability and property damage insurance in the state of California. Said policy of insurance, insurance coverage through a public entity risk management JPA or program of self-insurance shall expressly name Las Positas COLLEGE and CLPCCD, its agents, employees and officers as an additional insured for the purposes of this Agreement. A certificate of insurance including such endorsement shall be furnished to Las Positas COLLEGE and to CLPCCD.
- 17.2. For the purpose of Workers' Compensation, SRVUSD shall be the "primary employer" for all its personnel who perform services as instructors and support staff. SRVUSD shall be solely responsible for processing, investigating, defending, and paying all workers' compensation claims by their respective

SCHOOL DISTRICT personnel made in connection with performing services and receiving instruction under this Agreement. SRVUSD agrees to hold harmless, indemnify, and defend Las Positas COLLEGE and CLPCCD, its directors, officers, agents, and employees from any liability resulting from its failure to process, investigate, defend, or pay any workers' compensation claims by SRVUSD personnel connected with providing services under this CCAP Agreement. SRVUSD is not responsible for non-School District personnel who may serve as instructors or students who are not affiliated with the SRVUSD.

18. NON-DISCRIMINATION

18.1. Neither SRVUSD nor Las Positas COLLEGE and CLPCCD shall discriminate on the basis of race or ethnicity, gender, nationality, physical or mental disability, sexual orientation, religion, or any other protected class under California State or federal law.

19. TERMINATION

19.1. Either party may terminate this CCAP Agreement by giving written notice specifying the effective date and scope of such termination. The termination notice must be presented by January 15 for the following fall semester and by September 1 for the following spring semester. Written notice of termination of this CCAP Agreement shall be addressed to the responsible person listed in Section 20 below.

20. NOTICES

20.1. Any and all notices required to be given hereunder shall be deemed given when personally delivered or deposited in the U.S. Mail, postage to be prepaid, to the following addresses:

CLPCCD

Chabot-Las Positas Community College District 7600 Dublin Boulevard, 3rd  
Floor  
Dublin, CA 94568  
Attn: Vice Chancellor, Educational Services

SRVUSD

San Ramon Valley Unified School District  
699 Old Orchard Drive  
Danville, CA 94526  
Attn: Executive Director, Curriculum and Instruction

21. INTEGRATION

- 21.1. This CCAP Agreement sets forth the entire agreement between the Parties relating to the subject matter of this CCAP Agreement. All agreements or representations, express or implied, oral or written, of the Parties with regard to the subject matter hereof are incorporated into this Agreement.

22. MODIFICATION AND AMENDMENT

- 22.1. No modifications or amendments of any of the terms or provisions of this CCAP Agreement shall be binding unless made in writing and signed by the Parties.

23. GOVERNING LAWS

- 23.1. This agreement shall be interpreted according to the laws of the State of California.

24. COMMUNITY COLLEGE DISTRICT BOUNDARIES

- 24.1. For locations outside the geographical service area boundaries of CLPCCD, CLPCCD and Las Positas COLLEGE will comply with the requirements of Title 5 of the California Code of Regulations, Sections 53000 et seq. or as amended, concerning approval by adjoining high school or community college districts and use of non- district facilities.

25. SEVERABILITY

- 25.1. This CCAP Agreement shall be considered severable, such that if any provision or part of the CCAP Agreement is ever held invalid under any law or ruling, that provision or part of the CCAP Agreement shall remain in force and effect to the extent allowed by law, and all other provisions or parts shall remain in full force and effect.

26. COUNTERPARTS

- 26.1. This CCAP Agreement may be executed by the parties in separate counterparts, each of which when so executed and delivered shall be an original, but all such counterparts shall together constitute one and the same instrument.

Executed on

By: \_

By: \_

SCHOOL DISTRICT PARTICIPATING COLLEGE

By: \_ CHABOT-LAS POSITAS COMMUNITY COLLEGE DISTRICT



APPENDIX  
COLLEGE AND CAREER ACCESS PATHWAYS PARTNERSHIP AGREEMENT FOR  
DUAL ENROLLMENT

WHEREAS, the College and Career Access Pathways Partnership Agreement (CCAP Agreement) is between Chabot-Las Positas Community College District (“CLPCCD”), 7600 Dublin Boulevard, 3rd Floor, Dublin, CA 94568, and San Ramon Valley Unified School District (“SRVUSD”) 699 Old Orchard Drive, Danville, CA 94526, and

WHEREAS, CLPCCD and SRVUSD agree to record Las Positas Community College (“COLLEGE”) and SRVUSD specific components of the CCAP Agreement using this Appendix for purposes of addressing mandated reporting requirements to include, but not limited to, the total number of high school students to be served and the total number of full-time equivalent students projected to be claimed by the community college district for those students; the scope, nature, time, location, and listing of community college courses to be offered; and criteria to assess the ability of pupils to benefit from those courses; and Sec. 2 (c)(1)

WHEREAS, the CCAP Agreement Appendix shall also be used to record protocols for information sharing in compliance with all applicable state and federal privacy laws, joint facilities use, and parental consent for high school pupils to enroll in community college courses; and Sec. 2 (c)(1)

WHEREAS, participation in the CCAP Agreement is consistent with the core mission of the community colleges pursuant to Section 66010.4, and pupils participating in a CCAP Agreement will not lead to enrollment displacement of otherwise eligible adults in the community college; Sec. 2 (k)(3)

NOW THEREFORE, CLPCCD, Las Positas COLLEGE and SRVUSD agree as follows:

1. CCAP AGREEMENT

- a. Las Positas COLLEGE and SRVUSD shall ensure that two public (informational and adoption) meetings are held in the review and approval of this CCAP Agreement. Sec. 2 (b)
- b. Las Positas COLLEGE shall file this CCAP Agreement with the office of the Chancellor of the California community colleges prior to the start of the partnership. Sec. 2 (c)(2) Confirmation of the filing shall be provided to SRVUSD and CLPCCD.
- c. CLPCCD, Las Positas COLLEGE and SRVUSD shall review and establish new or amended CCAP Agreements annually on or before the end of each school year and follow the protocols set forth in (a) and (b) of this section.
- d. CLPCCD, Las Positas COLLEGE and SRVUSD point of contact: Sec. 2 (c)(2)

LOCATION  
 NAME  
 TELEPHONE  
 EMAIL  
 CLPCCD:  
 College:  
 School District:

## 2. STUDENT SELECTION

- a. Minimum School Day – SRVUSD certifies that it shall teach SRVUSD students participating as part of the CCAP Agreement no less than the number of instructional minutes required to complete a minimum school day pursuant to Education Code §§ 46141 and 46142. In all circumstances Las Positas COLLEGE shall claim allowable FTES for the enrollment of high school students in any CCAP Agreement community college course.
- b. SRVUSD shall select students consistent with the intent of AB 288 to include: high school students “who may not already be college bound or who are underrepresented in higher education with the goal of developing seamless pathways from high school to community college for career technical education or preparation for transfer improving high school graduation rates, and assisting high school pupils to achieve college and career readiness” Sec. 2 (a) and “underachieving students, those from groups underrepresented in postsecondary education, those who are seeking advanced studies while in high school, and those seeking a career technical education credential or certificate.” Sec. 1 (d)
- c. Las Positas COLLEGE and SRVUSD certify that participating students will have a signed parental consent form on file with the COLLEGE. Preamble and Sec. 2 (c)(1)
- d. Las Positas COLLEGE and SRVUSD certify that participating students may enroll in up to a maximum of 15 unit load per term, the units may not constitute more than four courses per term, the units are part of an academic (educational) program identified as part of this CCAP Agreement and the units are part of an academic (educational) program designed to award students both a high school diploma and an associate degree or a certificate or credential. Sec. 2(p)(1-3)

## 3. CCAP AGREEMENT EDUCATIONAL PROGRAM(S) AND COURSE(S)

- a. Las Positas COLLEGE is responsible for all educational program(s) and course(s) offered as part of this CCAP Agreement whether the educational program(s) and course(s) are offered at the SRVUSD or Las Positas COLLEGE.

4. CCAP AGREEMENT WITH SRVUSD- LAS POSITAS COMMUNITY COLLEGE of the Chabot-Las Positas Community College District, has identified the following list of courses to provide a breadth of options and access to college and career pathways. This course list will be modified each year to accommodate the needs of students.

TOTAL NUMBER OF STUDENTS TO BE SERVED: 20	TOTAL PROJECTED FTES: 38
---	--------------------------

COURSE #	COURSE NAME	UNITS	LOCATION
WLDT 1	Welding Camp	1	CC HS
WLDT	Transition to College	0.5	CC HS
WLDT 55	WLDT 55 Print Reading for Industry	2	CC HS
WLDT 61A	Beginning SMAW and FCAW Theory	1	CC HS
WLDT 61AL	Beginning SMAW and FCAW Skills Lab	2	CC HS
WLDT 61B	Advanced SMAW and FCAW Theory	1	CC HS
WLDT 61BL	Advanced SMAW and FCAW Skills Lab	2	CC HS
WLDT 62A	Beginning GTAW and GMAW Theory	1	CC HS
WLDT 62AL	Beginning GTAW and GMAW Skills Lab	2	CC HS
WLDT 62B	Advanced GTAW and GMAW Theory	1	CC HS
WLDT 62BL	Advanced GTAW and GMAW Skills Lab	2	CC HS
WLDT 63	Welding Layout and Fitting	2	CC HS
WLDT 66	Welding Inspection and Testing	2	CC HS
WLDT 69A	Beginning Pipe Welding	3	CC HS
WLDT 69B	Advanced Pipe Welding	3	CC HS
WLDT 70	Introduction to Welding	2	CC HS
WLDT 73	Welding Workplace Safety	1	CC HS

Required: Describe the criteria used to assess the ability of pupils to benefit from the course(s) offered (Sec. 2 (c)(1):

SRVUSD: Counselors and SLC lead teachers select students based on academic readiness and the alignment of the course content to students' and educational goals. SRVUSD and COLLEGE faculty identified CCAP courses using the following criteria: 1) alignment with high school and college programs of study. 2) the potential for course completion to accelerate students' time to complete a post-secondary degree or certificate.

5. BOOKS AND INSTRUCTIONAL MATERIALS - The total cost of books and instructional materials for school district students participating as part of this CCAP agreement will be borne by school district.
- 6.

COURSE NAME	TEXT	COST	OTHER INSTRUCTIONAL MATERIALS	COST

#### 7. MANDATED ANNUAL STATE REPORTING

- a. Las Positas COLLEGE and SRVUSD shall ensure accurate and timely reporting of the total number of CLPCCD full-time equivalent students generated by CCAP Agreement partnership participants.
- b. Las Positas COLLEGE and SRVUSD shall each year report the annual total number of unduplicated high school student headcount by school site enrolled under the CCAP Agreement are aggregated by gender and ethnicity and reconciled on or before June 30th , and the information shall be reported in compliance with all applicable state and federal privacy laws. The CLPCCD shall annually report the student data to the office of the Chancellor of the California Community Colleges. Sec. 2 (t) (1)(A)
- c. Las Positas COLLEGE and SRVUSD shall report the annual total number of community college courses by category and type and by school site enrolled in under this CCAP Agreement. Sec. 2 (t)(1)(B)
- d. Las Positas COLLEGE and SRVUSD shall report the annual total number of the unduplicated high school student headcount and the percentage of successful course completions, by course category and type and by school site. Sec. 2 (t)(1)(C)
- e. Las Positas COLLEGE and SRVUSD shall report the annual total number of full-time equivalent students generated by this CCAP Agreement. Sec. 2 (t)(1)(D)



- f. Las Positas COLLEGE and SRVUSD shall ensure that the point of contact for each site establishes protocols for the collection and dissemination of participating student data each semester within 30 days of the end of the term.

#### 8. CCAP AGREEMENT DATA MATCH AND REPORTING

- a. Las Positas COLLEGE and SRVUSD shall ensure operational protocols consistent with the collection of participating student data and the timely submission of the data.
- b. CLPCCD shall report all program and participating student data to the office of the Chancellor of the California Community Colleges.

#### 9. PRIVACY OF STUDENT RECORDS

- a. CLPCCD, COLLEGE and SRVUSD understand and agree that education records of students enrolled in the CCAP Agreement course and personally identifiable information contained in those educational records are subject to the Family Educational Rights and Privacy Act (FERPA) 20 U.S.C. §1232g; 34 C.F.R. Part 99, including the disclosure provisions of § 99.30 and state 005142.00043 13951870.1 law as set forth in Education Code §§ 49064 and 49076). CLPCCD, COLLEGE and SRVUSD agree to hold all student education records generated pursuant to this CCAP Agreement in strict confidence, and further agree not to re-disclose such records except as authorized by applicable law or regulation or by the parent or guardian's prior written consent. (34 C.F.R. § 99.33 (a), (b); 34 C.F.R. § 99.34(b) and Education Code §§ 49064 and 49076.)
- b. Limitation on Use. CLPCCD, COLLEGE and SRVUSD shall use each student education record that is collected pursuant to this CCAP Agreement solely for a purpose(s) consistent with CLPCCD, COLLEGE and SRVUSD authority to access that information pursuant to Federal and State law, as may be as applicable. (34 C.F.R. § 99.31, 34 C.F.R. § 99.34, and Education Code § 49076.)
- c. Recordkeeping Requirements. COLLEGE and SRVUSD shall comply with the requirements governing maintenance of records of each request for access to and each disclosure of, student education records set forth under Title 34, Code of Federal Regulations § 99.32 and under Education Code §49064 as applicable.
- d. Acknowledgement of Receipt of Notice of FERPA Regulations. By signature of its authorized representative or agent on this Agreement, CLPCCD, COLLEGE and SRVUSD hereby acknowledges that it has been provided with the notice required under 34 C.F.R. § 99.33(d) that it is strictly prohibited from re-disclosing student education records to any other person or entity except as authorized by applicable law or regulation or by the parent or guardian's prior written consent.

#### 10. FACILITIES USE

- a. COLLEGE and SRVUSD shall adhere to the terms outlined in Section 15, Facilities, of this CCAP Agreement.
- b. COLLEGE, as part of Section 15.3 of this CCAP Agreement, shall extend access and use of the following COLLEGE facilities:

BUILDING	CLASSROOM	DAYS	HOURS

**DATE:** March 14, 2023

**TOPIC: PARCEL TAX AND GENERAL OBLIGATION MEASURE PLANNING**

---

**DISCUSSION:**

For many years the community has generously supported the district through voter-approved bond and parcel tax measures. The Board of Education remains committed to preserving the quality educational programs in the district and state of the art facilities that provide the best possible teaching and learning environment. In order to continue meeting the educational needs of our students by offering challenging academic programs and innovative curriculum, in safe, 21st century learning environments, the planning for bond and or parcel tax measures needs to be addressed, and the renewal of the parcel tax is paramount.

Funds from the 2012 general obligation bond measure (Measure D) will be fully expended by June 30, 2024, and the 2015 parcel tax special tax assessment (Measure A) will expire on June 30, 2025.

The purpose of this agenda item is to allow the Board an opportunity to learn about current voter approved measures and discuss the planning for future measures.

Jared Boigon from TBWBH Props and Measures will attend to discuss the planning and timelines.

---

**RECOMMENDATION:** Information only

**BUDGET IMPLICATION:** This item is for information only.



---

Dr. Stella M. Kemp  
Assistant Superintendent, Business Operations



---

Dr. John Malloy  
Superintendent



# San Ramon Valley USD

Election Scenarios 2023-2024



**PROPS & MEASURES**  
STRATEGY & COMMUNICATIONS



# San Ramon Valley USD Past Election Results

Year	Election Type	% In Favor	% Needed	Result
May 2015	Parcel Tax	75.0%	66.7%	Passed
Nov 2012	GO Bond	56.8%	55.0%	Passed
May 2009	Parcel Tax	72.2%	66.7%	Passed
Jun 2008	Parcel Tax	63.2%	66.7%	Failed
Apr 2004	Parcel Tax	72.0%	66.7%	Passed
Nov 2003	Parcel Tax	65.5%	66.7%	Failed
Nov 2002	GO Bond	58.6%	55.0%	Passed
Apr 1998	GO Bond	76.5%	66.7%	Passed
Nov 1995	GO Bond	66.6%	66.7%	Failed
Mar 1995	GO Bond	61.8%	66.7%	Failed
Nov 1991	Parcel Tax	51.1%	66.7%	Failed
Mar 1991	GO Bond	69.0%	66.7%	Passed
Jun 1987	Parcel Tax	46.3%	66.7%	Failed



# Election Options

- November 2023
  - Special, Parcel tax only\*
- March 2024
  - Presidential Primary, bond or parcel tax
- May 2024
  - Special, parcel tax only\*
- November 2024
  - Presidential General Election, bond or parcel tax
- Spring 2025
  - Special, parcel tax only\*
  - Last opportunity to renew before parcel tax expires

*\*Confirm date with ROV*



# Nov 2023 Mail-In Special Election

- Nov 5, 2023? To be confirmed with ROV
- Parcel tax opportunity
- 35% Projected turnout
- 87% Homeowners
- 11% Asian
- 5% Latino
- +4% Women over Men
- Much older electorate
- Senior exemption likely especially appealing



# 2024 Presidential Primary Election

- March 5, 2024
- Bond or parcel tax opportunity
- 59% Projected turnout (tentatively)
- 80% Homeowners
- 12% Asian
- 6% Latino
- +4% Women over Men
- Extra uncertainty modeling Presidential Primaries
- External (federal) political surround could be contentious





# Spring 2024 Mail-In Special Election

- May 7 or June 4, 2024? (Ballots mail 29 days prior)
- Parcel tax opportunity
- 35% Projected turnout...?
- 87% Homeowners
- 11% Asian
- 5% Latino
- +4% Women over Men
- Much older electorate
- Senior exemption likely especially appealing
- Immediately following Presidential Primary



# November 2024 General Election

- Bond or parcel tax opportunity
- 89% Projected turnout
- 78% Homeowners
- 14% Asian
- 6% Latino
- +2% Women over Men
- Highest turnout; youngest electorate



# Spring 2025 Mail-In Special Election

- Parcel tax opportunity
- Special election turnout
- Can't model exactly this far out
- Last chance for parcel tax renewal before expiration





**PROPS & MEASURES**  
STRATEGY & COMMUNICATIONS

# 2024 Measure Planning Timeline

**Now**

**Board Calls for Election**

**Election Day**

**1 Feasibility Study**

- ▶ **Poll**
- ▶ **Election timing**
- ▶ **Amount/rate**
- ▶ **Political landscape**
- ▶ **Competing issues**
- ▶ **Potential controversy**

**2 Public Engagement**

- ▶ **Write resolution/ordinance**
- ▶ **Ballot question**
- ▶ **Taxpayers Association process**
- ▶ **Non-advocacy communication**
- ▶ **Public engagement building**

**3 Build a Strong Measure**

**4 Advocacy Campaign\***

- ▶ **Private fundraising**
- ▶ **Direct mail**
- ▶ **Digital media**
- ▶ **Website**
- ▶ **Endorsements**
- ▶ **Phone banks**
- ▶ **Lawn signs**
- ▶ **GOTV**

**DATE:** March 14, 2023

**TOPIC:** CONSIDERATION OF APPROVAL OF CERTIFICATED PERSONNEL CHANGES

---

**DISCUSSION:** The attached personnel changes require Board approval.


---

**RECOMMENDATION:** The Administration recommends approval of the Certificated Personnel Changes.

**BUDGET IMPLICATION:** All recommendations for changes are presently within approved budget categories or have received specific Board approval.



Keri Van de Star  
Director  
Human Resources



Melanie Jones  
Executive Director  
Human Resources



Dr. John Malloy  
Superintendent

**CONSIDERATION OF APPROVAL OF CERTIFICATED PERSONNEL CHANGES - March 14, 2023****Resignations/Retirements/Deceased**

<u>First</u>	<u>Last</u>	<u>Assignment</u>	<u>FTE</u>	<u>Loc</u>	<u>Effective Date</u>	<u>Reason</u>
Bethami	Bergen	Teacher, Middle	1.000	GR	06/02/23	Retirement
Joy	Brahmst	Teacher, High	1.000	SR	06/02/23	Retirement
Kristin	Carothers	Speech Therapist	0.200	GB	06/02/23	Resignation
Elizabeth	Faraday	Teacher, Special Ed	1.000	MT	06/02/23	Retirement
Marsha	Gaddis	Teacher, Elementary	1.000	NA	03/07/23	Retirement
Randal	Hart	Teacher, Middle	1.000	WR	06/02/23	Retirement
Amanda	Holt	Teacher, Elementary	1.000	TC	06/02/23	Resignation
Denise	Kretzinger	Teacher, Elementary	1.000	BC	06/02/23	Retirement
Vaishali	Patel	Teacher, High	1.000	DH	06/02/23	Resignation
Karen	Walton	Teacher, Elementary	1.000	BC	06/30/23	Retirement
Courtney	Zinke-Zagarella	Teacher, Elementary	1.000	CC	06/02/23	Resignation

**2022-23 Leaves of Absence-Partial Year**

<u>First</u>	<u>Last</u>	<u>Assignment</u>	<u>FTE</u>	<u>Loc</u>	<u>Effective Dates</u>
Katherine	Adragna*	Teacher, Middle	1.000	IH	02/01/23-04/25/23
Mara	Beardmore*	Teacher, Resource	1.000	IH	01/10/23-03/05/23
Sarah	Blair*	Teacher, Special Ed	1.000	LO	01/11/23-03/11/23
Christina	Burdick*	Teacher, Elementary	1.000	CR	02/27/23-06/02/23
Kathryn	Cummings	Teacher, Elementary	0.500	GB	01/10/23-05/29/23
Maryann	Franza*	Teacher, Elementary	1.000	NA	02/09/23-03/02/23
Tiffany	Goh	MTSS Liaison	0.500	CR	03/23/23-05/16/23
Tiffany	Goh	MTSS Liaison	0.500	TH	03/23/23-05/16/23
Lee	Heagle*	MTSS Liaison	1.000	WR	11/06/22-01/31/23
Christina	Nudo*	Teacher, Elementary	1.000	MO	01/10/23-04/01/23
Donna	Olsen*	Teacher, Middle	0.500	SV	08/05/22-06/02/23
Lynne	Palumbo	Teacher, Special Ed	1.000	DA	11/28/22-02/10/23
Sarah	Rieger*	Teacher, Elementary	1.000	CR	08/05/22-06/02/23
Heather	Scruggs	Teacher, Elementary	1.000	LO	02/18/23-06/02/23
Amanda	Spalasso*	Teacher, Elementary	1.000	CR	02/27/23-04/30/23
Christine	Stevens	Teacher, Elementary	1.000	GL	02/22/23-03/03/23
Craig	Stowers*	Teacher, High	1.000	SR	01/25/23-02/09/23
Kristin	Tegeler	Counselor, High	0.600	MV	03/07/23-05/22/23
Bridget	Vorhees-Longero	Principal, Middle	1.000	CW	04/17/23-06/04/23

**2022-23 Temporary Employment**

<u>First</u>	<u>Last</u>	<u>Assignment</u>	<u>FTE</u>	<u>Loc</u>	<u>Effective Dates</u>
Kasey	Addiego*	Athletic Director	0.200	DH	08/10/22-03/14/23
Laura	Berchdorf	Teacher, Resource	0.200	RR	02/01/22-06/01/23
Suzanne	Cunha	Teacher, Elementary	1.000	MO	09/12/22-06/02/23
Megan	Fortayon*	Athletic Director	0.200	DH	08/10/22-03/14/23
Michael	Hansen*	Athletic Director	0.200	DH	08/10/22-03/14/23
Courtney	Konopacky	TSA, Middle	0.167	SV	02/09/23-06/01/23
Benjamin	Lee*	Athletic Director	0.200	DH	08/10/22-03/14/23
Craig	Rothstein	Teacher, High	1.000	MV	01/10/23-06/02/23
Ysabelle	Saguin	Teacher, Elementary	1.000	CR	08/04/22-06/02/23
Eric	Southon	Teacher, High	0.600	SR	08/04/22-04/27/23

\*Revised

**CONSIDERATION OF APPROVAL OF CERTIFICATED PERSONNEL CHANGES - March 14, 2023****Coach Employment**

<u>First</u>	<u>Last</u>	<u>Sport</u>	<u>Location</u>
Mckennah	Amador	Assistant Stunt	SR
Thomas	Beritzhoff	Assistant Varsity Baseball	SR
Tewfik	Boutales	Assistant Track & Field	DH
Chad	Burns	Assistant Varsity Baseball	SR
Shayna	Danielsen	Varsity Stunt	CH
Geoffrey	Hayden	Assistant Wrestling	SR
Kenneth	Lorge	Baseball	SR
Kristin	Ormsby	Head JV Softball	MV
Steven	Pugh	Assistant JV Baseball	SR
Cody	Slader	Assistant Baseball	SR
Alexandria	Woodruff	Head Varsity Swim	MV

**Substitute Employment**

<u>First</u>	<u>Last</u>	<u>Effective Date</u>
Lynn	Bantely	02/28/23
Mary	Bennett	02/15/23
Jennifer	Cook	02/24/23
Tess	Davis	02/27/23
Lynn	Green	02/08/23
Jordyn	Grimes	03/03/23
Isabella	Ianora	02/14/23
Robert	Lefkowitz	02/27/23
William	Leoni	02/15/23
Danielle	Lyons	02/17/23
Stacey	Peterson	02/28/23
Suzanne	Puhlman	03/01/23
James	Stedman	02/13/23
Amanda	Ward	02/24/23

SAN RAMON VALLEY UNIFIED SCHOOL DISTRICT  
699 Old Orchard Drive, Danville  
925-552-5500 [www.srvusd.net](http://www.srvusd.net)

**DATE:** March 14, 2023

**TOPIC:** CONSIDERATION OF APPROVAL OF CLASSIFIED PERSONNEL CHANGES

---

**DISCUSSION:** The attached personnel changes require Board approval.

---

**RECOMMENDATION:** The Administration recommends approval of the Classified Personnel Changes.


**BUDGET IMPLICATION:** All recommendations for changes are presently within approved budget categories or have received specific Board approval.



LaTonya Williams  
Director  
Human Resources



Melanie Jones  
Executive Director  
Human Resources



---

Dr. John Malloy  
Superintendent



## CONSIDERATION OF APPROVAL OF CLASSIFIED PERSONNEL CHANGES - March 14, 2023

**Separation**

<u>First</u>	<u>Last</u>	<u>Classification</u>	<u>Loc</u>	<u>Action</u>	<u>Eff Date</u>
Keith	Rogenski	Assistant Superintendent HR	SU	RETIRE	07/01/23
Kiahna	Brehmer	Instructional Assistant	QR	RESIGN	06/02/23
Maisha	Morris	Noon Duty Supervisor	VG	RESIGN	02/23/23
Sujata	Nyamagoudar	Paraeducator-Autism Specialist	WD	RESIGN	02/24/23
Carolyn	Robertson	School Office Manager - Middle School	CW	RETIRE	05/20/23
Shirley	Pitts	School Secretary - Elementary	GL	RETIRE	06/08/23
Giuliana	Hunt	School Secretary - Elementary	VG	END	02/19/23
Kenya	Fonteno	Noon Duty Supervisor Supervisor	VG	RESIGN	03/03/23

**Classified Employment**

<u>First</u>	<u>Last</u>	<u>Classification</u>	<u>Loc</u>	<u>Wkly Hrs</u>	<u>Fund</u>	<u>Eff Date</u>
Nicole	Stefani	Accounting Technician	BU	40.00	DIST	02/13/23
Carrie	Callaway	Custodian	BC	40.00	DIST	02/27/23
Miguel	Salazar	Custodian	CUST	40.00	DIST	02/08/23
Juan	Cazares	Custodian	CUST	40.00	DIST	03/06/23
Farid	Ouarab	Custodian	CUST	40.00	DIST	02/15/23
David	Mares	Groundskeeper	BG	40.00	DIST	02/22/23
Nusara	Rees	Kitchen Assistant - On Site Kitchen	CH	15.00	DIST	02/13/23
Huier	Zhu	Kitchen Assistant - On Site Kitchen	CH	18.75	DIST	02/06/23
Teelah	Kaileh	Kitchen Assistant - On Site Kitchen	CN	25.00	DIST	02/06/23
Paula	Tucker	Kitchen Assistant - Receiving Kitchen	GV	15.00	DIST	02/13/23
Katie	King	Kitchen Assistant - Receiving Kitchen	LO	18.75	DIST	02/17/23
Wei	Ni	Kitchen Assistant - Receiving Kitchen	SY	17.50	DIST	02/23/23
Jose	Madrigal Chavez	Lead Maintenance Plumber	BG	40.00	DIST	03/13/23
Faten	Wahhab	Noon Duty Supervisor	CK	8.75	DIST	02/06/23
Loorie	Harris	Noon Duty Supervisor	WR	11.50	DIST	02/08/23
Brindha	Balasubrananian	Noon Duty Supervisor	BV	10.00	DIST	02/26/23
Lakshmi	Addanki	Noon Duty Supervisor	LO	7.50	DIST	02/24/23
Shilpa	Ailawadhi	Paraeducator - Early Childhood	LO	18.00	DIST	02/02/23
Mary Josna	Mukkamalla Diya	Paraeducator - Autism Specialist	BC	17.50	CAT	02/22/23
Ann	Perry	Paraeducator - Autism Specialist	LC	29.50	CAT	02/06/23
Jessica	Lopez	Wellness Intake Assistant	CH	35.00	CAT	02/21/23

**Voluntary Transfer**

<u>First</u>	<u>Last</u>	<u>Classification</u>	<u>Loc</u>	<u>Wkly Hrs</u>	<u>Fund</u>	<u>Eff Date</u>
Lazwanti	Bhaia	Paraeducator - Autism Specialist	DA	30.50	CAT	
		Paraeducator - Autism Specialist	LO	35.00	CAT	02/13/23

**Voluntary Change in Classification**

<u>First</u>	<u>Last</u>	<u>Classification</u>	<u>Loc</u>	<u>Wkly Hrs</u>	<u>Fund</u>	<u>Eff Date</u>
Kristi	Adams-Hart	Accounting Technician	BU	40.00	DIST	
		to Accounting Assistant	BU	40.00	DIST	02/13/23
Mauricio	Rodriguez	Custodian	NA	40.00	DIST	
		to Custodian	SV	40.00	DIST	02/27/23
Laila	Rahmatti	Paraeducator - Autism Specialist	DA	19.00	EXT	
		to School Office Manager - Alternative	DA	40.00	CAT	02/16/23

**Voluntary Change in Classification (continued)**

<u>First</u>	<u>Last</u>	<u>Classification</u>	<u>Loc</u>	<u>Wkly Hrs</u>	<u>Fund</u>	<u>Eff Date</u>
Wazhma	Numan	Paraeducator - Autism Specialist	GL	29.50	CAT	
		to Paraeducator - Special Education	IH	29.00	CAT	
Kim	Anthony	Paraeducator - Classroom	WD	18.00	EXT	
		to School Secretary - Elementary	GB	40.00	DIST	02/27/23
Asia	Aziz	Paraeducator - Classroom	GL	19.00	EXT	
		to Instructional Assistant	GL	19.00	EXT	02/23/23
Sandy	Paek	Paraeducator - Early Childhood	GB	18.00	DIST	
		to School Secretary- Secondary	CH	40.00	DIST	02/27/23
Santok	Johnson	Kitchen - Assistant Reciving Kitchen	CK	18.75	CAT	
		and Crossing Guard	CK	15.00	DIST	
		to Transportation Vehicle Driver	TRAN	40.00	CAT	02/15/23

**Increase in FTE**

<u>First</u>	<u>Last</u>	<u>Classification</u>	<u>Loc</u>	<u>Wkly Hrs</u>	<u>Fund</u>	<u>Eff Date</u>
Johanna	Wirya	Cook	GR	30.00	CAT	
		to Cook	GR	35.00	CAT	02/22/23
Kelly	Allen	Cook	IH	30.00	CAT	
		to Cook	IH	35.00	CAT	02/22/23
Carrie	Thompson	Noon Duty Supervisor	VG	3.00	DIST	
		to Noon Duty Supervisor	VG	6.00	DIST	03/06/23

**District Initiated Transfer**

<u>First</u>	<u>Last</u>	<u>Classification</u>	<u>Loc</u>	<u>Wkly Hrs</u>	<u>Fund</u>	<u>Eff Date</u>
Miguel	Salazar	Custodian	CUST	40.00	DIST	
		to Custodian	JB	40.00	DIST	02/23/23
Stevan	Sikes	Custodian	PV	40.00	DIST	
		to Custodian	IH	40.00	DIST	02/13/23
Farid	Ouarab	Custodian	CUST	40.00	DIST	
		to Custodian	PV	40.00	DIST	02/27/23

**39 Month Reemployment**

<u>First</u>	<u>Last</u>	<u>Classification</u>	<u>Eff Date</u>
Son	Nguyen	Mechanic	02/12/23

**Classified Employment - Other**

<u>First</u>	<u>Last</u>	<u>Classification</u>	<u>Action</u>	<u>Eff Date</u>
Kyra	McCool	Lifeguard	HIRE	01/30/23
Morgan	Hoffman	Lifeguard	HIRE	02/14/23
Avah	Maghami	Lifeguard	HIRE	02/24/23
Cailyn	Freudenberger	Lifeguard	HIRE	02/27/23
Stacey	Kaufman	Sub Clerical	HIRE	02/22/23
Lisa	Felix	Sub Clerical	HIRE	02/16/23
Ariel	Frank	Sub Clerical	HIRE	02/16/23
Enrique	Cortes	Sub Custodian	HIRE	02/06/23
Diego	Gonzalez-Soto	Sub Custodian	HIRE	02/21/23

**DATE: March 14, 2023**

**TOPIC: RATIFICATION OF WARRANTS**

**DISCUSSION:** In accordance with Board Policy 3300, the Board of Education recognizes its fiduciary responsibility to oversee the prudent expenditure of district funds. In order to best serve district interests, the Superintendent or designee shall develop and maintain effective purchasing procedures that are consistent with sound financial controls and that ensure the district receives maximum value for items purchased. He/she shall ensure that records of expenditures and purchases are maintained in accordance with law.

The Board shall review all transactions every 60 days. Listed below is a summary of the District's expenditures for the period of February 1, 2023 through February 28, 2023. Detailed warrant registers are available in the Business Office for public inspection.

Fund Number	Fund Name	Vendor	Salary	Total
		Warrants	Warrants	
1	General Fund	7,064,429.55	15,668,291.53	\$22,732,721.08
5	Warrant Pass Through Fund	40,210.45	-	\$40,210.45
13	Child Nutrition Fund	517,858.87	218,940.91	\$736,799.78
21	Building Fund	644,698.30	51,109.61	\$695,807.91
25	Capital Facilities Fund	694.85	-	\$694.85
35	County School Facilities Fund	-	-	-
40	Special Reserve Capital Outlay	1,500.00	-	\$1,500.00
51	Bond Interest & Redemption	-	-	-
67	Self-Insurance Fund	221,974.25	-	\$221,974.25
71	Retiree Benefit Fund	-	45.78	\$45.78
77	Payroll A/P Clearing	-	-	-
	<b>Total All Funds</b>	<b>\$ 8,491,366.27</b>	<b>\$ 15,938,387.83</b>	<b>\$ 24,429,754.10</b>

**RECOMMENDATION:** The administration recommends ratification of the warrants issued as stated above.

**BUDGET IMPLICATION:** As noted above.

*Nicole Kugler, SC*

Nicole Kugler  
 Director, Accounting & Payroll

*Stella M. Kemp*  
 Ed.D.

Dr. Stella M. Kemp  
 Assistant Superintendent, Business Operations

*John Malloy*  
 Dr. John Malloy  
 Superintendent

SAN RAMON VALLEY UNIFIED SCHOOL DISTRICT  
699 Old Orchard Drive, Danville  
925-552-5500 [www.srvusd.net](http://www.srvusd.net)

**DATE: March 14, 2023**

**TOPIC: RATIFICATION OF PURCHASE ORDERS**

---

**DISCUSSION:** The Board of Education has authorized the Superintendent or designee to enter into contracts in the amount of \$50,000 or less. Per Education Code 17604, for the contract/purchase order to be valid or to constitute an enforceable obligation against the district, all contracts/purchase orders made under this delegation must be approved and/or ratified by the Board.

Attached is a summarized list of contracts and purchase orders executed and or revised for the period of February 1, 2023 through February 28, 2023.

---

**RECOMMENDATION:** Authorize the District to execute the above agreements and purchases.

**BUDGET IMPLICATION:** The Administration requests ratification of the contracts and purchase orders executed between the above dates.



---

Dr. Stella M. Kemp  
Assistant Superintendent, Business Operations



---

Dr. John Malloy  
Superintendent

PO Number	PO Date	Vendor ID	Vendor Name	Amount	Location Name	Object	Description
305656	2/1/2023	523818	WAXIE SANITARY SUPPLY	358.05	Alamo Elementary School	4340	Micro Terry cloth
306004	2/8/2023	112428	SUGIMURA FINNEY ARCHITECTS INC	10,000.00	Alamo Elementary School	6215	ARCHITECT SERVICES - Various
306176	2/14/2023	17776	AMAZON COM	60.32	Alamo Elementary School	4310	amazon-Allen
306154	2/14/2023	17776	AMAZON COM	256.65	Alamo Elementary School	4310	Amazon order
306174	2/14/2023	17776	AMAZON COM	28.66	Alamo Elementary School	4310	Amazon-Davalle
306155	2/14/2023	17776	AMAZON COM	29.34	Alamo Elementary School	4310	Amazon-Sicat
306281	2/18/2023	17776	AMAZON COM	129.29	Alamo Elementary School	4310	Amazon-CLOSE
306425	2/24/2023	17776	AMAZON COM	190.30	Alamo Elementary School	4310	site walkie talkie
305730	2/1/2023	523818	WAXIE SANITARY SUPPLY	358.05	Bella Vista Elementary	4340	CUSTODIAL SUPPLIES
305675	2/1/2023	115041	FOLLETT CONTENT SOLUTIONS LLC	455.19	Bella Vista Elementary	4200	MISSION BOOKS
305790	2/3/2023	17776	AMAZON COM	60.54	Bella Vista Elementary	4310	CLASSROOM SUPPLIES
305796	2/3/2023	110807	SILKE COMMUNICATIONS	1,063.41	Bella Vista Elementary	5888	RADIOS
305796	2/3/2023	110807	SILKE COMMUNICATIONS	6,813.71	Bella Vista Elementary	4310	RADIOS
305946	2/6/2023	17776	AMAZON COM	44.96	Bella Vista Elementary	4340	CUSTODIAL SUPPLIES
305845	2/7/2023	157942	DANVILLE MUSIC	200.00	Bella Vista Elementary	4310	CLASSROOM SUPPLIES
305882	2/7/2023	523818	WAXIE SANITARY SUPPLY	21.18	Bella Vista Elementary	4340	CUSTODIAL SUPPLIES
305975	2/8/2023	17776	AMAZON COM	67.70	Bella Vista Elementary	4310	CLASSROOM SUPPLIES
305982	2/9/2023	17776	AMAZON COM	43.90	Bella Vista Elementary	4310	CLASSROOM SUPPLIES
306066	2/10/2023	17776	AMAZON COM	118.72	Bella Vista Elementary	4200	CLASSROOM SUPPLIES
306066	2/10/2023	17776	AMAZON COM	446.55	Bella Vista Elementary	4310	CLASSROOM SUPPLIES
306142	2/13/2023	17776	AMAZON COM	86.66	Bella Vista Elementary	4310	CLASSROOM MATERIAL
306145	2/13/2023	17776	AMAZON COM	63.91	Bella Vista Elementary	4310	CLASSROOM SUPPLIES
306191	2/15/2023	17776	AMAZON COM	97.85	Bella Vista Elementary	4310	CLASSROOM ART SUPPLIES
306228	2/15/2023	17776	AMAZON COM	91.33	Bella Vista Elementary	4200	CLASSROOM MATERIALS
306366	2/15/2023	17776	AMAZON COM	141.36	Bella Vista Elementary	4310	CLASSROOM SUPPLIES
306455	2/23/2023	17776	AMAZON COM	53.47	Bella Vista Elementary	4310	CLASSROOM SUPPLIES
306342	2/23/2023	17776	AMAZON COM	67.93	Bella Vista Elementary	4200	CLASSROOM SUPPLIES
306343	2/23/2023	17776	AMAZON COM	444.86	Bella Vista Elementary	4310	PE SUPPLIES
306421	2/24/2023	17776	AMAZON COM	72.41	Bella Vista Elementary	4310	CLASSROOM SUPPLIES
306443	2/24/2023	101941	RAFT	599.40	Bella Vista Elementary	5888	STEAM MAKER NIGHT WITH RAFT
306464	2/27/2023	17776	AMAZON COM	59.64	Bella Vista Elementary	4200	CLASSROOM SUPPLIES
306436	2/27/2023	17776	AMAZON COM	86.66	Bella Vista Elementary	4310	CLASSROOM SUPPLIES
306464	2/27/2023	17776	AMAZON COM	398.07	Bella Vista Elementary	4310	CLASSROOM SUPPLIES
305721	2/1/2023	107715	CASH LEASING & COPIER SALES	1,269.55	Bollinger Canyon Elementary	5610	COPIER REPLACEMENT
305655	2/1/2023	523818	WAXIE SANITARY SUPPLY	358.05	Bollinger Canyon Elementary	4340	CUSTODIAL CLOTHS
305750	2/1/2023	17776	AMAZON COM	64.28	Bollinger Canyon Elementary	4310	SPED CLASSROOM SUPPLIES
305795	2/2/2023	115105	LEARNIN THE ROPES	584.63	Bollinger Canyon Elementary	4310	PE EQUIPMENT
305797	2/2/2023	115568	RICKY ROO & FRIENDS	790.00	Bollinger Canyon Elementary	5888	PUPPET SHOW KINDERGARTEN
305775	2/3/2023	17776	AMAZON COM	250.71	Bollinger Canyon Elementary	4310	ART SUPPLIES
305811	2/3/2023	86880	CDW GOVERNMENT INC	428.46	Bollinger Canyon Elementary	4310	COLOR PRINTER
305821	2/3/2023	85476	CALTRONICS BUSINESS SYSTEMS	1,054.88	Bollinger Canyon Elementary	4310	MAINTENANCE CONTRACG
305815	2/6/2023	17776	AMAZON COM	142.88	Bollinger Canyon Elementary	4310	CLASSROOM SUPPLIE ROOM 406
305907	2/7/2023	214923	ACCO/ GBC	2,899.76	Bollinger Canyon Elementary	4310	NEW LAMINATOR
305897	2/7/2023	115576	LOGO SPORTSWEAR INC.	2,257.00	Bollinger Canyon Elementary	5888	STAFF SPIRIT WEAR
306004	2/8/2023	112428	SUGIMURA FINNEY ARCHITECTS INC	10,000.00	Bollinger Canyon Elementary	6215	ARCHITECT SERVICES - Various
305904	2/8/2023	303367	LINDSAY WILDLIFE EXPERIENCE	550.00	Bollinger Canyon Elementary	5888	IN HOUSE FIELD TRIP KINDERGAR
305900	2/8/2023	406356	POSITIVE PROMOTIONS INC	1,606.82	Bollinger Canyon Elementary	4310	STAFF APPRECIATION WEEK ITEMS
305956	2/9/2023	17776	AMAZON COM	28.16	Bollinger Canyon Elementary	4310	BECKER CLASS SUPPLIES
305996	2/9/2023	292261	LAKESHORE LEARNING	567.19	Bollinger Canyon Elementary	4310	RUG FOR MUSIC ROOM
306037	2/10/2023	86880	CDW GOVERNMENT INC	1,713.86	Bollinger Canyon Elementary	4310	COLOR PRINTERS GRADE LEVELS
306229	2/15/2023	17776	AMAZON COM	73.88	Bollinger Canyon Elementary	4200	CLASSROOM LIBRARY BOOKS
306220	2/15/2023	17776	AMAZON COM	78.26	Bollinger Canyon Elementary	4310	CLASSROOM SUPPLIES SHARED LEAR
306312	2/22/2023	17776	AMAZON COM	185.69	Bollinger Canyon Elementary	4310	CLASSROOM SUPPLIES TK
306401	2/23/2023	17776	AMAZON COM	55.43	Bollinger Canyon Elementary	4310	ART SUPPLIES
306376	2/23/2023	17776	AMAZON COM	338.95	Bollinger Canyon Elementary	4200	BOOKS FOR BOARD APPROVAL
306491	2/27/2023	106806	WESTMINSTER WOODS CAMP AND	18,539.50	Bollinger Canyon Elementary	5888	5TH GRADE OUTDOOR ED
306485	2/28/2023	17776	AMAZON COM	33.02	Bollinger Canyon Elementary	4310	CLASSROOM SUPPLIES
306486	2/28/2023	17776	AMAZON COM	44.44	Bollinger Canyon Elementary	4310	TECH SUPPLIES
306263	2/17/2023	114283	APPLIED BEST PRACTICES	1,404.00	Business Services	5888	CDIAC/SB1029 Reporting
306301	2/17/2023	115604	DISARIO AND ASSOCIATES	40,000.00	Business Services	5888	FACILITY CONSULTANT SERVICE
306265	2/17/2023	446324	SCHOOL SERVICES OF CALIF. INC.	275.00	Business Services	5210	LCAP WORKSHOP
305683	2/1/2023	17776	AMAZON COM	232.42	California High School	4310	CULTURE FAIR ITEMS
305695	2/1/2023	111556	EMBI TEC	2,927.53	California High School	4310	SCIENCE SUPPLIES
305717	2/1/2023	396690	PHOTO WAREHOUSE	2,401.91	California High School	4310	STUDENT CAMERAS
305694	2/1/2023	165191	DEMCO INC	116.94	California High School	4310	VINYL COVERS
305698	2/2/2023	477885	SUBTRONIC CORPORATION	2,304.00	California High School	6232	UNDERGROUND SURVEY
305833	2/2/2023	114997	WIX.COM	348.85	California High School	5888	WEBSITE HOSTING, DOMAIN
305774	2/3/2023	17776	AMAZON COM	161.96	California High School	4310	CARDSTOCK, MARKERS
305804	2/3/2023	302570	THE LIBRARY STORE	218.30	California High School	4310	HINGE EASELS, SHELVES
305732	2/3/2023	108246	FOLLETT SCHOOL SOLUTIONS INC	298.70	California High School	4200	LIBR BOOKS
305734	2/3/2023	108246	FOLLETT SCHOOL SOLUTIONS INC	892.77	California High School	4200	LIBR BOOKS
305777	2/3/2023	17776	AMAZON COM	331.64	California High School	4310	TESTING FORMS
305905	2/7/2023	29225	AMERICAN STAGE TOURS	427.50	California High School	5888	BUS ON 2.15.23 TO UOP
305853	2/7/2023	17776	AMAZON COM	719.06	California High School	4200	LIBR BOOKS
305843	2/7/2023	207543	FLINN SCIENTIFIC INC.	2,157.24	California High School	4310	SCIENCE SUPPLIES
305880	2/7/2023	523818	WAXIE SANITARY SUPPLY	358.05	California High School	4340	TERRY CLOTH
305891	2/8/2023	277653	JOSTENS	1,091.58	California High School	4310	CORDS GRADUATION
305912	2/8/2023	102182	BSN SPORTS LLC	2,275.01	California High School	5888	HOODIES, JERSIES CUSTOM, BALLS
305893	2/8/2023	358047	THE NEFF COMPANY	662.11	California High School	4310	LETTERS AND PINS GRADUATION
305893	2/8/2023	358047	THE NEFF COMPANY	2,490.81	California High School	4310	LETTERS AND PINS GRADUATION
306031	2/9/2023	114655	UPLIFT DESK	940.69	California High School	4400	DESK
306075	2/9/2023	106058	JOSTENS INC.	3,083.06	California High School	5888	DIPLOMA COVERS
306033	2/9/2023	86880	CDW GOVERNMENT INC	7,426.10	California High School	4310	DOCKING STATNS , PRNTS, MONTRS
306032	2/9/2023	111693	ALL STAR SPORTS	234.90	California High School	5888	EMBROIDERY

PO Number	PO Date	Vendor ID	Vendor Name	Amount	Location Name	Object	Description
306110	2/10/2023	481139	GRYCO SPORTSWEAR	6,550.98	California High School	5888	BAG, STICKER, PEN, LANYARD
306072	2/10/2023	114078	BRIGHTEN EVENTS	250.12	California High School	5888	BALLOON DISPLAYS SR NIGHTS
306072	2/10/2023	114078	BRIGHTEN EVENTS	250.13	California High School	5888	BALLOON DISPLAYS SR NIGHTS
306041	2/10/2023	201092	FASTSIGNS #48	4,529.42	California High School	5888	BANNERS, SIGNS CUSTOM
306046	2/10/2023	77056	BRIDGES GOLF CLUB	1,938.00	California High School	5888	BANQUET
306223	2/10/2023	102032	STUART RENTAL COMPANY	6,170.00	California High School	5690	CHAIR RENTAL 5.31-6.3.23
306109	2/13/2023	107670	CAROLINA BIOLOGICAL SUPPLY CO.	521.84	California High School	4310	ATP MUSCLE KITS
306070	2/13/2023	114867	AVALON TRANSPORTATION LLC	2,102.00	California High School	5888	BUS ANO NUEVO 3.14.23
306139	2/13/2023	115590	UNITED RENTAL BRANCH 262	2,318.90	California High School	5888	PORTABLE RESTROOM RENTAL
306140	2/13/2023	115591	ACCESS UNIFORMS INC.	1,182.09	California High School	5888	TSHIRTS CUSTOM
306168	2/14/2023	115388	BUDDY'S ALLSTARS INC.	1,353.00	California High School	5888	CUSTOM HATS
306169	2/14/2023	114421	GOETZ BROTHERS SPORTING GOODS	1,783.50	California High School	5888	CUSTOM TSHIRTS
306167	2/14/2023	102015	NORTH COAST SECTION CIF	504.60	California High School	5888	TSHIRTS NCS
306187	2/15/2023	112588	TASSEL DEPOT	747.12	California High School	4310	BILINGUAL GRAD CORDS
306196	2/15/2023	115594	YOUR IMAGE WORKS INC	2,033.63	California High School	4310	BIOMED GRAD STOLES
306278	2/15/2023	17776	AMAZON COM	163.02	California High School	4200	BOOKS PSYCHOLOGIST
306321	2/15/2023	106058	JOSTENS INC.	2,693.16	California High School	5888	DIPLOMAS CUSTOM
306226	2/15/2023	17776	AMAZON COM	387.57	California High School	4200	HABITS OF EFFECTV TEENS
306254	2/16/2023	330535	MEXXI'S CATERING	1,761.21	California High School	5888	BANQUET FOOD 3/23-3/24/23
306286	2/16/2023	102182	BSN SPORTS LLC	237.83	California High School	5888	CUSTOM APPAREL COACH
306255	2/16/2023	438944	SAN RAMON COMMUNITY CENTER	1,695.00	California High School	5888	PERMIT FOR BANQUET ROOM RENTAL
306206	2/16/2023	86880	CDW GOVERNMENT INC	756.25	California High School	4400	PRINTER LIBRARY
306298	2/17/2023	115594	YOUR IMAGE WORKS INC	554.63	California High School	4310	ENGINEER GRAD STOLES
306258	2/17/2023	251725	HOME DEPOT (SAN RAMON)	652.20	California High School	4310	PAINT
306293	2/21/2023	102182	BSN SPORTS LLC	2,430.75	California High School	5888	COACH APPAREL CUSTOM
306291	2/21/2023	102182	BSN SPORTS LLC	2,719.81	California High School	5888	DECALS, FOOTBALLS CUSTOM
306294	2/21/2023	114881	RAWLINGS SPORTING GOODS	988.50	California High School	5888	PANTS CUSTOM
306346	2/22/2023	113171	CHAMPIONSHIP ATHLETIC	10,000.00	California High School	5888	COUPON CARD FUNDRAISER
306371	2/22/2023	115608	HISTORIC MISSION INN CORP	3,604.16	California High School	5888	HOTEL ROOMS 3/23-3/24/23
306334	2/22/2023	115009	FRESH VIBES APPAREL	1,382.86	California High School	5888	TSHIRTS CUSTOM
306362	2/23/2023	115614	CONSTITUTIONAL RIGHTS FOUNDATI	1,700.00	California High School	5888	STATE FINALS REGISTRATION FEES
306496	2/27/2023	99669	STATE OF CALIFORNIA	31,624.80	California High School	6219	PLAN/FIELD REVIEW
306492	2/28/2023	110998	LUX BUS AMERICA	2,623.80	California High School	5888	BUS 2.28.23 TO FOLSOM
306516	2/28/2023	17776	AMAZON COM	597.04	California High School	4400	CAMERA
306506	2/28/2023	102182	BSN SPORTS LLC	267.31	California High School	5888	JERSEYS CUSTOM
306508	2/28/2023	481139	GRYCO SPORTSWEAR	423.68	California High School	5888	LANYARDS CUSTOM
305771	2/3/2023	17776	AMAZON COM	118.53	Charlotte Wood Middle School	4310	DESK RISER FOR NURSE
305850	2/7/2023	97578	CALIFORNIA SCHOOL LIBRARY ASSN	530.00	Charlotte Wood Middle School	5220	CONFERENCE
305894	2/7/2023	523818	WAXIE SANITARY SUPPLY	358.05	Charlotte Wood Middle School	4340	MICROFIBER TERRY CLOTH
306035	2/9/2023	481139	GRYCO SPORTSWEAR	12,351.83	Charlotte Wood Middle School	5888	STAFF SHIRTS FOR WELLNESS DAY
306136	2/13/2023	17776	AMAZON COM	210.80	Charlotte Wood Middle School	4310	CLASSROOM SUPPLIES
306104	2/13/2023	165191	DEMCO INC	80.51	Charlotte Wood Middle School	4310	LIBRARY SUPPLIES
306247	2/16/2023	17776	AMAZON COM	23.14	Charlotte Wood Middle School	4310	CLASSROOM SUPPLIES
306247	2/16/2023	17776	AMAZON COM	154.88	Charlotte Wood Middle School	4200	CLASSROOM SUPPLIES
306416	2/24/2023	17776	AMAZON COM	215.22	Charlotte Wood Middle School	4310	AWARD FOLDERS
306418	2/24/2023	17776	AMAZON COM	31.30	Charlotte Wood Middle School	4310	CLASSROOM SUPPLIES
306379	2/24/2023	17776	AMAZON COM	279.59	Charlotte Wood Middle School	4200	LIBRARY BOOKS
306426	2/24/2023	17776	AMAZON COM	203.60	Charlotte Wood Middle School	4310	WELLNESS DAY SUPPLIES
306422	2/24/2023	17776	AMAZON COM	143.29	Charlotte Wood Middle School	4310	WELLNESS DAY SUPPLIES
306463	2/27/2023	17776	AMAZON COM	49.97	Charlotte Wood Middle School	4310	WELLNESS DAY SUPPLIES
305737	2/2/2023	523818	WAXIE SANITARY SUPPLY	358.05	Country Club Elementary School	4340	CUSTODIAL SUPPLIES
305738	2/3/2023	112868	FIRST BOOK	99.75	Country Club Elementary School	4200	BOOKS
305934	2/8/2023	519055	W A THOMAS CO INC	8,571.00	Country Club Elementary School	5660	REPAIRS
305995	2/9/2023	107337	STEWART SIGNS	2,841.21	Country Club Elementary School	4310	SUPPLIES
306208	2/13/2023	165191	DEMCO INC	213.29	Country Club Elementary School	4310	SUPPLIES
306273	2/17/2023	112751	BYOG (BUILD YOUR OWN GARMENT)	180.16	Country Club Elementary School	5888	T SHIRTS
306279	2/17/2023	17776	AMAZON COM	754.17	Country Club Elementary School	4310	SUPPLIES
305761	2/2/2023	17776	AMAZON COM	172.30	Coyote Creek Elementary School	4310	Mitchell Books & Supplies
305761	2/2/2023	17776	AMAZON COM	331.22	Coyote Creek Elementary School	4200	Mitchell Books & Supplies
305741	2/2/2023	523818	WAXIE SANITARY SUPPLY	358.05	Coyote Creek Elementary School	4340	towels
305791	2/3/2023	108246	FOLLETT SCHOOL SOLUTIONS INC	244.63	Coyote Creek Elementary School	4310	barcodes
305818	2/6/2023	17776	AMAZON COM	75.21	Coyote Creek Elementary School	4310	Instruments Bertolero
305818	2/6/2023	17776	AMAZON COM	500.00	Coyote Creek Elementary School	4310	Instruments Bertolero
305826	2/6/2023	17776	AMAZON COM	86.06	Coyote Creek Elementary School	4310	vests noon duty
305871	2/7/2023	17776	AMAZON COM	1,207.48	Coyote Creek Elementary School	4310	drama
306010	2/9/2023	17776	AMAZON COM	2,237.56	Coyote Creek Elementary School	4310	Olkowski Drama Costumes/Suppli
306135	2/13/2023	17776	AMAZON COM	48.92	Coyote Creek Elementary School	4310	Resource Purvi Bhaagat
306225	2/14/2023	17776	AMAZON COM	15.31	Coyote Creek Elementary School	4310	Wilson Amazon Books & Supplies
306225	2/14/2023	17776	AMAZON COM	95.00	Coyote Creek Elementary School	4200	Wilson Amazon Books & Supplies
306233	2/16/2023	17776	AMAZON COM	145.45	Coyote Creek Elementary School	4310	Bertolero Bongo Stand Replacem
306304	2/16/2023	17776	AMAZON COM	652.05	Coyote Creek Elementary School	4310	Olkowski Drama Supplies
306338	2/22/2023	17776	AMAZON COM	92.93	Coyote Creek Elementary School	4310	Amazon Cruz Foam Balls
306388	2/23/2023	17776	AMAZON COM	68.85	Coyote Creek Elementary School	4310	Amazon O'Loane Kinder
306375	2/23/2023	17776	AMAZON COM	224.53	Coyote Creek Elementary School	4310	Kriz Science Supplies
306395	2/24/2023	29225	AMERICAN STAGE TOURS	3,870.00	Coyote Creek Elementary School	5888	bus for gr 2 CA Academy of Sci
306511	2/27/2023	17776	AMAZON COM	49.99	Coyote Creek Elementary School	4200	books
306135	CONTINUED			20.20	Coyote Creek Elementary School	4200	books
305884	2/7/2023	109352	RUBBER STAMP MAN LLC	20.61	Creekside Elementary	5888	RUBBER STAMP
305867	2/7/2023	17776	AMAZON COM	168.05	Creekside Elementary	4310	SUPPLIES
306157	2/14/2023	17776	AMAZON COM	96.57	Creekside Elementary	4310	SUPPLIES
306327	2/22/2023	17776	AMAZON COM	70.52	Creekside Elementary	4310	SUPPLIES
306432	2/24/2023	17776	AMAZON COM	32.48	Creekside Elementary	4310	BASI program
306431	2/24/2023	17776	AMAZON COM	78.17	Creekside Elementary	4200	books
306437	2/27/2023	17776	AMAZON COM	63.37	Creekside Elementary	4310	SUPPLIES

PO Number	PO Date	Vendor ID	Vendor Name	Amount	Location Name	Object	Description
305657	2/1/2023	523818	WAXIE SANITARY SUPPLY	507.19	Custodial	4340	CUSTODIAL SUPPLIES
39046	2/3/2023	107038	BRADY IND/CENTRAL SANITARY SUP	2,918.42	Custodial	9322	vacum.gabage
39047	2/6/2023	236657	HAMMONS SUPPLY COMPANY	637.28	Custodial	9322	SANITARY BAGS
39049	2/7/2023	506913	VERITIV	9,355.84	Custodial	9322	paper goods. cleaners
39048	2/7/2023	107038	BRADY IND/CENTRAL SANITARY SUP	4,602.30	Custodial	9322	soap
305924	2/8/2023	523818	WAXIE SANITARY SUPPLY	2,494.55	Custodial	4340	CUSTODIAL SUPPLIES
305933	2/8/2023	523818	WAXIE SANITARY SUPPLY	2,494.55	Custodial	4340	CUSTODIAL SUPPLIES
305898	2/8/2023	523818	WAXIE SANITARY SUPPLY	2,864.59	Custodial	4340	CUSTODIAL SUPPLIES
305926	2/8/2023	523818	WAXIE SANITARY SUPPLY	2,864.59	Custodial	4340	CUSTODIAL SUPPLIES
306025	2/8/2023	523818	WAXIE SANITARY SUPPLY	3,234.64	Custodial	4340	CUSTODIAL SUPPLIES
306028	2/8/2023	523818	WAXIE SANITARY SUPPLY	3,234.64	Custodial	4340	CUSTODIAL SUPPLIES
39050	2/9/2023	107038	BRADY IND/CENTRAL SANITARY SUP	472.26	Custodial	9322	SANI BAGS
306295	2/16/2023	110071	ISSA -INTERN'L SANITARY SUPPLY	290.00	Custodial	5310	CUSTODIAL MEMBERSHIP
306297	2/21/2023	523818	WAXIE SANITARY SUPPLY	1,754.46	Custodial	4340	CUSTODIAL SUPPLIES
39052	2/22/2023	506913	VERITIV	5,127.56	Custodial	9322	custodial
39054	2/22/2023	107038	BRADY IND/CENTRAL SANITARY SUP	7,436.11	Custodial	9322	custodial supplies
305947	2/6/2023	105020	CCEA	6,509.78	Del Amigo High (Continuation)	5220	CCEACONF
306026	2/6/2023	115582	HILTON SAN DIEGO AIRPORT /	2,738.19	Del Amigo High (Continuation)	5220	CCEA Conf HILTON SAN DIEGO
306082	2/6/2023	105310	SHERATON SAN DIEGO	3,965.60	Del Amigo High (Continuation)	5220	SHERATON SAN DIEGO HOTEL
305644	2/1/2023	17776	AMAZON COM	32.39	Diablo Vista Middle School	4310	Classroom supplies
305678	2/1/2023	17776	AMAZON COM	61.85	Diablo Vista Middle School	4310	Classroom supplies
305652	2/1/2023	523818	WAXIE SANITARY SUPPLY	358.05	Diablo Vista Middle School	4340	Maintenance supplies
305705	2/2/2023	17776	AMAZON COM	269.38	Diablo Vista Middle School	4310	Art supplies
305707	2/2/2023	17776	AMAZON COM	54.76	Diablo Vista Middle School	4310	History supplies
305782	2/3/2023	17776	AMAZON COM	56.76	Diablo Vista Middle School	4310	Office supplies
305773	2/3/2023	17776	AMAZON COM	213.14	Diablo Vista Middle School	4310	Office supplies
305789	2/3/2023	17776	AMAZON COM	41.18	Diablo Vista Middle School	4310	Science class supplies
305970	2/8/2023	17776	AMAZON COM	76.42	Diablo Vista Middle School	4310	Classroom supplies
305984	2/9/2023	17776	AMAZON COM	193.78	Diablo Vista Middle School	4310	Desk for Murray
305989	2/9/2023	17776	AMAZON COM	185.22	Diablo Vista Middle School	4310	Laminator tape
306016	2/10/2023	17776	AMAZON COM	27.95	Diablo Vista Middle School	4310	Classroom supplies
306034	2/10/2023	109016	COSTCO WHOLESALE	289.56	Diablo Vista Middle School	4310	Foods supplies
306097	2/10/2023	17776	AMAZON COM	27.92	Diablo Vista Middle School	4310	Math supplies
306021	2/10/2023	17776	AMAZON COM	36.89	Diablo Vista Middle School	4310	Office supplies
306061	2/10/2023	17776	AMAZON COM	73.40	Diablo Vista Middle School	4310	Office supplies
306058	2/10/2023	17776	AMAZON COM	212.53	Diablo Vista Middle School	4310	Science supplies
306159	2/14/2023	17776	AMAZON COM	36.80	Diablo Vista Middle School	4310	Classroom supplies
306158	2/14/2023	17776	AMAZON COM	140.35	Diablo Vista Middle School	4310	Office supplies
306219	2/15/2023	103034	SIX FLAGS DISCOVERY KINGDOM	19,273.38	Diablo Vista Middle School	5888	8th grade fieldtrip
306249	2/16/2023	17776	AMAZON COM	695.45	Diablo Vista Middle School	4200	Library Books
306266	2/17/2023	17776	AMAZON COM	47.27	Diablo Vista Middle School	4310	Leadership supplies
306269	2/17/2023	17776	AMAZON COM	52.13	Diablo Vista Middle School	4310	Office supplies
306289	2/21/2023	17776	AMAZON COM	150.63	Diablo Vista Middle School	4310	Foods class supplies
306326	2/22/2023	17776	AMAZON COM	164.13	Diablo Vista Middle School	4310	Computer class supplies
306344	2/23/2023	17776	AMAZON COM	29.62	Diablo Vista Middle School	4310	Office supplies
306419	2/24/2023	17776	AMAZON COM	199.06	Diablo Vista Middle School	4310	Classroom supplies
306405	2/24/2023	17776	AMAZON COM	429.16	Diablo Vista Middle School	4310	Spring Social supplies
306441	2/27/2023	17776	AMAZON COM	30.10	Diablo Vista Middle School	4310	Classroom Supplies
306459	2/27/2023	17776	AMAZON COM	140.25	Diablo Vista Middle School	4310	Classroom supplies
306466	2/27/2023	17776	AMAZON COM	109.79	Diablo Vista Middle School	4310	office supplies
305648	2/1/2023	17776	AMAZON COM	44.72	Dougherty Valley High School	4310	Classroom supplies
305763	2/2/2023	17776	AMAZON COM	289.67	Dougherty Valley High School	4310	Classroom supplies - AP
305742	2/2/2023	523818	WAXIE SANITARY SUPPLY	358.05	Dougherty Valley High School	4340	Custodian supplies
305800	2/3/2023	17776	AMAZON COM	82.50	Dougherty Valley High School	4310	Classroom supplies
305776	2/3/2023	17776	AMAZON COM	343.79	Dougherty Valley High School	4310	Classroom supplies
305812	2/3/2023	102260	CENGAGE LEARNING	2,215.30	Dougherty Valley High School	5888	Subscription - Library
305802	2/6/2023	17776	AMAZON COM	67.39	Dougherty Valley High School	4310	Classroom supplies
305807	2/6/2023	114867	AVALON TRANSPORTATION LLC	3,294.00	Dougherty Valley High School	5888	Field Trip - Band
305846	2/6/2023	86880	CDW GOVERNMENT INC	387.47	Dougherty Valley High School	4310	Office equipment
305844	2/6/2023	110807	SILKE COMMUNICATIONS	167.08	Dougherty Valley High School	5888	Radio/communication
305844	2/6/2023	110807	SILKE COMMUNICATIONS	1,157.08	Dougherty Valley High School	4310	Radio/communication
305905	2/7/2023	29225	AMERICAN STAGE TOURS	427.50	Dougherty Valley High School	5888	BUS ON 2.15.23 TO UOP
305863	2/7/2023	17776	AMAZON COM	84.55	Dougherty Valley High School	4310	Classroom supplies
305872	2/7/2023	17776	AMAZON COM	198.68	Dougherty Valley High School	4310	Classroom supplies
305883	2/7/2023	110998	LUX BUS AMERICA	2,718.32	Dougherty Valley High School	5888	Field Trip - FBLA
305957	2/7/2023	107974	GAME READY	2,577.49	Dougherty Valley High School	4400	Perkins Grant Med equipment
306006	2/7/2023	17776	AMAZON COM	1,112.91	Dougherty Valley High School	4310	Sports Medicine supplies
305899	2/8/2023	522626	WARD'S NATURAL SCIENCE EST INC	283.72	Dougherty Valley High School	4310	classroom supplies
305908	2/8/2023	108246	FOLLETT SCHOOL SOLUTIONS INC	123.21	Dougherty Valley High School	4310	Library labels
305973	2/9/2023	17776	AMAZON COM	228.05	Dougherty Valley High School	4310	Nurse office supplies
306022	2/10/2023	17776	AMAZON COM	52.93	Dougherty Valley High School	4310	Classroom supplies
306042	2/10/2023	97578	CALIFORNIA SCHOOL LIBRARY ASSN	530.00	Dougherty Valley High School	5220	Conference
306069	2/10/2023	85170	C & M PARTY PROPS	3,870.00	Dougherty Valley High School	5690	Rental chairs for graduation
306147	2/13/2023	17776	AMAZON COM	152.10	Dougherty Valley High School	4310	classroom supplies
306149	2/13/2023	17776	AMAZON COM	43.48	Dougherty Valley High School	4310	Nurse office supplies
306148	2/13/2023	17776	AMAZON COM	72.00	Dougherty Valley High School	4310	Student club supplies
306161	2/14/2023	17776	AMAZON COM	13.04	Dougherty Valley High School	4310	classroom supplies
306160	2/14/2023	17776	AMAZON COM	49.82	Dougherty Valley High School	4310	Classroom supplies
306163	2/14/2023	17776	AMAZON COM	193.09	Dougherty Valley High School	4310	Classroom supplies
306164	2/14/2023	17776	AMAZON COM	173.99	Dougherty Valley High School	4310	Classroom teacher supplies
306162	2/14/2023	17776	AMAZON COM	173.31	Dougherty Valley High School	4310	Library supplies
306181	2/15/2023	17776	AMAZON COM	96.42	Dougherty Valley High School	4310	Classroom supplies
306193	2/15/2023	17776	AMAZON COM	69.45	Dougherty Valley High School	4310	office supplies
306245	2/16/2023	17776	AMAZON COM	225.00	Dougherty Valley High School	4310	Library supplies

PO Number	PO Date	Vendor ID	Vendor Name	Amount	Location Name	Object	Description
306239	2/16/2023	17776	AMAZON COM	252.52	Dougherty Valley High School	4310	Office supplies
306272	2/17/2023	109162	EVERYTHINGTRACKANDFIELD	559.28	Dougherty Valley High School	4310	Track & Field supplies
306272	2/17/2023	109162	EVERYTHINGTRACKANDFIELD	3,052.20	Dougherty Valley High School	4400	Track & Field supplies
306330	2/22/2023	505636	ULINE	809.47	Dougherty Valley High School	4310	Classroom supplies
306324	2/22/2023	17776	AMAZON COM	34.99	Dougherty Valley High School	4310	Nurse supplies
306394	2/23/2023	17776	AMAZON COM	39.84	Dougherty Valley High School	4310	supplies teacher
306448	2/24/2023	121899	CLAY PLANET	229.65	Dougherty Valley High School	4310	classroom supplies
306406	2/24/2023	106791	RYTE VENTURES LLC	603.56	Dougherty Valley High School	5888	Custom design swim cups
306579	2/28/2023	106058	JOSTENS INC.	2,045.85	Dougherty Valley High School	5888	DIPLOMA INSERTS
306579	2/28/2023	106058	JOSTENS INC.	2,045.86	Dougherty Valley High School	5888	DIPLOMA INSERTS
306487	2/28/2023	17776	AMAZON COM	29.20	Dougherty Valley High School	4310	Supplies for track
305944	2/8/2023	105345	CONSTRUCTION WEST SERVICES INC	10,257.00	Education Center	6220	ACOUSTICAL UPGRADES
306024	2/9/2023	105491	AMERICAN REPROGRAPHICS CO LLC	1,000.00	Facilities	5888	OPEN PO FOR PRINTING SERVICES
305831	2/2/2023	115306	SEALED WITH INTEGRITY	6,000.00	Food Services	5888	Mobile Live Scan Services
305896	2/7/2023	107824	INDUSTRIAL MOTOR CONTROL	5,880.00	Food Services	5660	ELEC FOR TILT SKILLET
305958	2/8/2023	110608	ABACUS PRODUCTS INC.	931.94	Food Services	4310	Personalized Office Supplies
306068	2/9/2023	115376	SCHOOL NUTRITION ASSOCIATION	55.00	Food Services	5310	SNA Membership - Zetta Reicker
306172	2/13/2023	108358	NOR-CAL MOVING SERVICES	4,870.37	Food Services	5660	MOVING SERVICES
306185	2/13/2023	181777	EAST BAY RESTAURANT SUPPLY INC	740.87	Food Services	4310	Shelving for Walk-in Fridge MV
306251	2/15/2023	107824	INDUSTRIAL MOTOR CONTROL	758.98	Food Services	5660	TILT SKILLET RELOCATION
306352	2/16/2023	111048	SILICON VALLEY FIRE INC	3,509.92	Food Services	5660	KITCH INFRAS CN VARIOUS SITES
306478	2/24/2023	181777	EAST BAY RESTAURANT SUPPLY INC	781.47	Food Services	4310	Bussing Carts DV & CN
306462	2/24/2023	17776	AMAZON COM	420.22	Food Services	4310	Ergonomic Items Mary Mathieu
305653	2/1/2023	523818	WAXIE SANITARY SUPPLY	358.05	Gale Ranch Elementary	4340	MICROFIBER CLOTHS
305682	2/1/2023	17776	AMAZON COM	82.22	Gale Ranch Elementary	4310	SUPPLIES
305778	2/3/2023	17776	AMAZON COM	3,140.70	Gale Ranch Elementary	4400	SUPPLIES
305864	2/7/2023	17776	AMAZON COM	71.20	Gale Ranch Elementary	4310	SUPPLIES
306114	2/9/2023	107537	PRIME TIME ENTERTAINMENT INC.	2,222.00	Gale Ranch Elementary	5888	PROMOTION SOUND SYSTEM
306088	2/10/2023	17776	AMAZON COM	43.48	Gale Ranch Elementary	4310	SUPPLIES
306018	2/10/2023	17776	AMAZON COM	59.76	Gale Ranch Elementary	4310	SUPPLIES
306089	2/10/2023	17776	AMAZON COM	80.26	Gale Ranch Elementary	4310	SUPPLIES
306103	2/13/2023	227913	GOPHER SPORTS	488.29	Gale Ranch Elementary	4310	BALL CART
306146	2/13/2023	17776	AMAZON COM	118.08	Gale Ranch Elementary	4310	SUPPLIES
306134	2/13/2023	17776	AMAZON COM	386.81	Gale Ranch Elementary	4310	SUPPLIES
306177	2/14/2023	17776	AMAZON COM	543.46	Gale Ranch Elementary	4200	BOOKS
306178	2/14/2023	17776	AMAZON COM	136.37	Gale Ranch Elementary	4310	SUPPLIES
306259	2/16/2023	121837	CLAY PEOPLE	298.08	Gale Ranch Elementary	4310	POTTERY SUPPLIES
306240	2/16/2023	17776	AMAZON COM	72.38	Gale Ranch Elementary	4310	SUPPLIES
306413	2/24/2023	87685	CMEA BAY SECTION	1,050.00	Gale Ranch Elementary	5888	CMEA BAY SECTION
306377	2/24/2023	17776	AMAZON COM	62.80	Gale Ranch Elementary	4310	SUPPLIES
306512	2/27/2023	17776	AMAZON COM	221.81	Gale Ranch Elementary	4200	BOOKS
306472	2/28/2023	17776	AMAZON COM	223.25	Gale Ranch Elementary	4310	SUPPLIES
305723	2/2/2023	444932	SCHOLASTICBOOK CLUBS	267.53	Golden View Elementary School	4200	books for classrooms
306175	2/2/2023	17776	AMAZON COM	502.08	Golden View Elementary School	4310	Classroom Supplies
305745	2/2/2023	523818	WAXIE SANITARY SUPPLY	358.05	Golden View Elementary School	4340	Custodial Supplies
306063	2/10/2023	17776	AMAZON COM	115.55	Golden View Elementary School	4310	Classroom Supplies
306224	2/16/2023	345944	MUSEUM OF THE SAN RAMON VALLEY	1,680.00	Golden View Elementary School	5888	3rd Grade Field Trip
306217	2/16/2023	109779	UCCR/WEB OF LIFE FIELD SCHOOL	30,029.04	Golden View Elementary School	5888	Outdoor Ed Field Trip
306261	2/17/2023	481139	GRYCO SPORTSWEAR	900.45	Golden View Elementary School	5888	Leadership T-Shirts
306482	2/28/2023	17776	AMAZON COM	147.95	Golden View Elementary School	4310	Classroom Supplies
306500	2/28/2023	445492	SCHOOL DATEBOOKS INC.	1,362.62	Golden View Elementary School	5888	Student Planners
305645	2/1/2023	17776	AMAZON COM	32.59	Green Valley Elementary School	4310	Classroom Supplies
305753	2/2/2023	17776	AMAZON COM	29.11	Green Valley Elementary School	4310	Classroom Supplies
305699	2/2/2023	17776	AMAZON COM	70.87	Green Valley Elementary School	4310	Classroom Supplies
305752	2/2/2023	17776	AMAZON COM	101.24	Green Valley Elementary School	4310	Classroom Supplies
305713	2/2/2023	17776	AMAZON COM	145.25	Green Valley Elementary School	4310	Classroom Supplies
306030	2/9/2023	126449	BRADY INDUSTRIES/COLE SUPPLY	89.56	Green Valley Elementary School	4340	Custodial Supplies
306013	2/9/2023	17776	AMAZON COM	243.38	Green Valley Elementary School	4310	Stop Signs
306056	2/10/2023	499790	BLUUM USA INC.	2,610.00	Green Valley Elementary School	4310	Projector Screen Fabric
306190	2/14/2023	17776	AMAZON COM	65.24	Green Valley Elementary School	4310	Small Space Heater
306207	2/15/2023	106829	COX JR., BARTON	1,600.00	Green Valley Elementary School	5888	Theater Company Video
306323	2/22/2023	17776	AMAZON COM	298.52	Green Valley Elementary School	4310	Headsets for Students
306483	2/28/2023	17776	AMAZON COM	144.87	Green Valley Elementary School	4310	Classroom Supplies
305928	2/2/2023	523818	WAXIE SANITARY SUPPLY	358.05	Greenbrook Elementary School	4340	Sanitary Supplies
305911	2/3/2023	115041	FOLLETT CONTENT SOLUTIONS LLC	251.35	Greenbrook Elementary School	4310	Library Books
305901	2/7/2023	17776	AMAZON COM	40.16	Greenbrook Elementary School	4310	Amazon Order fr Chelsea Murphy
305988	2/9/2023	17776	AMAZON COM	117.74	Greenbrook Elementary School	4310	Amazon Order for S.Moffitt
306179	2/15/2023	17776	AMAZON COM	28.89	Greenbrook Elementary School	4310	Amazon Order C.Murphy
306331	2/16/2023	102330	BROAD REACH	266.96	Greenbrook Elementary School	4310	Library Books
306325	2/22/2023	17776	AMAZON COM	262.57	Greenbrook Elementary School	4310	Amazon Order-M.Malone
306567	2/24/2023	115012	EASTWEST LIBRARY BOOKS	722.60	Greenbrook Elementary School	4200	Library Books
306501	2/28/2023	106535	LIGHTSPEED TECHNOLOGIES INC	72.25	Greenbrook Elementary School	4310	Batteries
305718	2/2/2023	108160	TEEN ESTEEM	1,500.00	Hidden Hills Elementary	5888	ASSEMBLY
305760	2/2/2023	17776	AMAZON COM	30.38	Hidden Hills Elementary	4310	MATH INTERVENTION SUPPLIES
305642	2/2/2023	17776	AMAZON COM	609.85	Hidden Hills Elementary	4310	PE EQUIPMENT
305878	2/3/2023	523818	WAXIE SANITARY SUPPLY	358.05	Hidden Hills Elementary	4340	MICROFIBER CLOTH
305862	2/6/2023	57702	BAUDVILLE INC.	208.97	Hidden Hills Elementary	5888	LOGO ITEMS
305847	2/6/2023	406356	POSITIVE PROMOTIONS INC	642.45	Hidden Hills Elementary	5888	LOGO ITEMS
305866	2/6/2023	100321	4 IMPRINT.COM	642.86	Hidden Hills Elementary	5888	LOGO ITEMS
306004	2/8/2023	112428	SUGIMURA FINNEY ARCHITECTS INC	10,000.00	Hidden Hills Elementary	6215	ARCHITECT SERVICES - Various
306119	2/14/2023	100281	CALL OF THE SEA	3,100.00	Hidden Hills Elementary	5888	5TH GRADE FIELD TRIP
306356	2/23/2023	345944	MUSEUM OF THE SAN RAMON VALLEY	1,350.00	Hidden Hills Elementary	5888	3RD GRADE FIELD TRIP
306359	2/24/2023	103117	CALIFORNIA WEEKLY EXPLORER INC	1,954.98	Hidden Hills Elementary	5888	5TH GRADE WALK THROUGH
305676	2/1/2023	17776	AMAZON COM	84.42	Instructional Services	4310	BASI supplies

















SAN RAMON VALLEY UNIFIED SCHOOL DISTRICT  
699 Old Orchard Drive, Danville  
925-552-5500 [www.srvusd.net](http://www.srvusd.net)

**DATE: March 14, 2023**

**TOPIC: CONSIDERATION OF APPROVAL OF CONTRACTS/PURCHASES OVER \$50,000**

**DISCUSSION:** Contracts and purchases over \$50,000 are routinely brought to the Board for approval. Copies of the contracts are available to the Board and public upon request.

Vendor	Description	Amount	Funding
Capital Program Management	Project/Construction Management Services through December 2023 for various sites	\$315,600	Measure D
Kompan	CMAS Agreement for equipment and installation of Kinder play structure at Alamo School	\$286,831	Measure D
Kompan	CMAS Agreement for equipment and installation of Kinder play structure at Quail Run ES	\$408,574	Measure D
Landscape Structures	CMAS Agreement for equipment and installation of Kinder play structure at Twin Creeks ES	\$171,915	Measure D
Southern Hemisphere	Shade structures for John Country Club ES	\$66,727	Site Funds
W.A. Thomas Co., Inc.	Increase PO (\$341,478.00) Modernization, Increment 2 at Charlotte Wood MS	\$8,118,248	Measure D
Meyers Nave	Increase of \$125,000 for Professional Legal Services	\$325,000	Legal

**RECOMMENDATION:** Authorize the District to execute the above agreements and purchases.

**BUDGET IMPLICATION:** As stated above.



Dr. Stella M. Kemp  
Assistant Superintendent, Business Operations



Dr. John Malloy  
Superintendent



**DATE:** March 14, 2023

**TOPIC:** DECLARATION OF SURPLUS PROPERTY

**DISCUSSION:** As per Education Code section 17545-17555, the governing board may sell or dispose of personal property which is unusable, obsolete, or no longer needed by the district. Staff has determined that the item(s) listed below are surplus property and they have been verified as obsolete, unusable and/or cost prohibitive to repair or maintain. If the items do not exceed in value the sum of \$2,500, they may be sold at a private sale without advertising. If the property is of insufficient value to defray the costs of arranging a sale, the items may be donated to a charitable organization or may be disposed of in the local public dump. The items will be removed from the District's fixed asset inventory upon sale or disposal.


Qty	Item
1	T-16 OPEN TRAILER
1	T-24 COVERED TRAILER

**RECOMMENDATION:** Staff recommends approval of the items as surplus property.

**BUDGET IMPLICATIONS:** Any proceeds from the sale of items shall be placed to the credit of the fund from which the original expenditure for the purchase was made or in the general or reserve fund of the district.



Julie Harris  
Business Manager



Dr. Stella M. Kemp  
Assistant Superintendent, Business Operations



Dr. John Malloy  
Superintendent

SAN RAMON VALLEY UNIFIED SCHOOL DISTRICT  
699 Old Orchard Drive, Danville  
925-552-5500 [www.srvusd.net](http://www.srvusd.net)

**DATE: March 14, 2023**

**TOPIC: CONSIDERATION OF REJECTION OF CLAIM #618216 AGAINST THE DISTRICT**

---


**DISCUSSION:** The District has received a claim for damages. Our insurance administrator recommends rejection of this claim.

A rejection of a claim against the district is not a denial of the claim. This action simply sets the statute of limitations to six months from the date the notification is mailed for either resolution of the claim or the claimant must file a petition with the court before the six month expiration.

---


**RECOMMENDATION:** Staff recommends that the Board of Education reject this claim.

**BUDGET IMPLICATION:** N/A



---

Dr. Stella M. Kemp  
Assistant Superintendent, Business Operations



---

Dr. John Malloy  
Superintendent

SAN RAMON VALLEY UNIFIED SCHOOL DISTRICT  
699 Old Orchard Drive, Danville  
925-552-5500 [www.srvusd.net](http://www.srvusd.net)

**DATE:** March 14, 2023

**TOPIC: CONSIDERATION OF REJECTION OF CLAIM #618344 AGAINST THE DISTRICT**

---

**DISCUSSION:** The District has received a claim for damages. Our insurance administrator recommends rejection of this claim.

A rejection of a claim against the district is not a denial of the claim. This action simply sets the statute of limitations to six months from the date the notification is mailed for either resolution of the claim or the claimant must file a petition with the court before the six month expiration.

---

**RECOMMENDATION:** Staff recommends that the Board of Education reject this claim.

**BUDGET IMPLICATION:** N/A



---

Dr. Stella M. Kemp  
Assistant Superintendent, Business Operations



---

Dr. John Malloy  
Superintendent

SAN RAMON VALLEY UNIFIED SCHOOL DISTRICT  
699 Old Orchard Drive, Danville  
925-552-5500 [www.srvusd.net](http://www.srvusd.net)

**DATE: March 14, 2023**

**TOPIC: CONSIDERATION OF APPROVAL OF FACILITIES USE FEE WAIVER FOR TOWN OF DANVILLE FOR USE OF MONTE VISTA HIGH SCHOOL SWIMMING POOL**

---

**DISCUSSION:** Since May 2000 the district and the Town of Danville were parties to a cooperative development and use agreement for the swimming pool at Monte Vista High School. In the fall of 2021 the swimming pool underwent remodeling construction with completion set for Spring 2022. The tenets of the original agreement were no longer valid and the district terminated the agreement effective April 2022.

The Town of Danville utilizes the swimming pool for community recreation programs such as swim lessons, lifeguard training and athletic camps. In absence of a new and revised agreement, the district requests to waive facility use fees for the use of the swimming pool and aquatic center at Monte Vista High School by the Town Danville for the community recreation programs during Spring and Summer 2023.

---

**RECOMMENDATION:** Staff recommends approval of waiving facility use fees for the use of the swimming pool and aquatic center at Monte Vista High School by the Town Danville for the community recreation programs during Spring and Summer 2023.

**BUDGET IMPLICATION:** N/A




---

Stella M. Kemp  
Assistant Superintendent, Business Operations




---

Dr. John Malloy  
Superintendent

SAN RAMON VALLEY UNIFIED SCHOOL DISTRICT  
 699 Old Orchard Drive, Danville  
 925-552-5500 [www.srvusd.net](http://www.srvusd.net)

**DATE: March 14, 2023**

**TOPIC: CONSIDERATION OF APPROVAL OF RESOLUTION #90/22-23, AUTHORIZING THE ESTABLISHMENT OF FUND 73, PRIVATE-PURPOSE TRUST FUND**

**DISCUSSION:** In 2021, the district received and the board accepted a donation from Sheila Truschke and the Truschke Family Living Trust. The donation of \$929,773 is intended to create a scholarship fund for students who have learning disabilities and financial need at San Ramon Valley High School. In working with the Trustee of the Truschke Family Living Trust, donor intent was further clarified so that an Endowment Fund be established which would invest the principal funds in an insured, high yielding interest bearing account. This will provide scholarship benefits for many years to come.

After consultation with Contra Costa County Office of Education and Contra Costa County Treasurer's Office, the district has been advised to establish Fund 73, Private- Purpose Trust Fund. This fund is used to account for gifts or bequests that benefit individuals, private organizations, or other governments and under which neither principal nor income may be used for purposes that support the district's own programs. The amounts in the Private-Purpose Trust Fund shall be expended only for the specific purposes of the gift or bequest (Education Code Sections 41031 & 41032).

**RECOMMENDATION:** Staff recommends approval of Resolution 90/22-23 to establish Fund 73, Private-Purpose Trust Fund.

**BUDGET IMPLICATION:** N/A

\_\_\_\_\_  
 Evan Miller  
 Executive Director, Business Services

\_\_\_\_\_  
 Stella M. Kemp  
 Assistant Superintendent, Business Operations

\_\_\_\_\_  
 Dr. John Malloy  
 Superintendent

SAN RAMON VALLEY UNIFIED SCHOOL DISTRICT  
699 Old Orchard Drive, Danville  
925-552-5500 [www.srvusd.net](http://www.srvusd.net)

**RESOLUTION NO. : 90/22-23**

**IN SUPPORT OF THE ESTABLISHMENT OF FUND 73, PRIVATE-PURPOSE TRUST FUND**

---

**WHEREAS**, the Board of Trustees is required to file with the county superintendent of schools, by written resolution, the authorization to establish Fund 73; Private-Purpose Trust Fund;

**WHEREAS**, Fund 73- Private-Purpose Trust Fund is used to account for gifts or bequests that benefit individuals, private organizations, or other governments and under which neither principal nor income may be used for purposes that support the district's own programs, Education Code Sections 41031;

**WHEREAS**, the amounts in Fund 73- Private-Purpose Trust Fund, shall be expended only for the specific purposes of the gift or bequest, Education Code Sections 41032;

**NOW, THEREFORE, BE IT RESOLVED** that the Governing Board of the San Ramon Valley Unified School District does hereby authorize the Contra Costa County Superintendent of Schools to revise its 2022-23 budget as hereafter detailed.

**BE IT FURTHER RESOLVED** that the Secretary of the Governing Board is hereby directed to deliver a copy of this Resolution to the County Superintendent of Schools.

**APPROVED, PASSED and ADOPTED** by the Governing Board of the San Ramon Valley Unified School District this 14<sup>th</sup> day of March, 2023, by the following vote:

**AYES:**

**NOES:**

**ABSENT:**

**ABSTAINED:**

**SAN RAMON VALLEY UNIFIED SCHOOL DISTRICT**  
699 Old Orchard Drive, Danville, California 94526

**DATE:** MARCH 14, 2023

**TOPIC:** CONSIDERATION OF ADOPTION OF RESOLUTION NO. 89/22-23,  
NOTICE OF COMPLETION FOR THE DOUGHERTY VALLEY HIGH  
SCHOOL TENNIS COURTS RESTORATION – VINTAGE  
CONTRACTORS, INC.

**DISCUSSION:** Upon full completion of a construction contract, the Board of Education adopts a Resolution of Acceptance which accepts the work of the contract as complete and authorizes District staff to record a Notice of Completion.

The contract for Dougherty Valley High School Tennis Courts Restoration project is fully completed and may be accepted by the Board, as follows:

- Vintage Contractors, Inc., 2369 Ocean Ave., Ste. 200, San Francisco, CA 94127, complete on January 31, 2023.

**RECOMMENDATION:** Staff recommends the Board adopt Resolution No. 89/22-23, Notice of Completion for Dougherty Valley High School Tennis Courts Restoration project.

**BUDGET IMPLICATIONS:** None.



Erin Hirst  
Director, Facilities Development



Dr. Stella M. Kemp  
Assistant Superintendent, Business Operations



Dr. John Malloy  
Superintendent

**San Ramon Valley Unified School District  
Contra Costa County, California  
Resolution No. 89/22-23**

In the Matter of Accepting Contracts  
for Dougherty Valley High School  
Tennis Courts Restoration Project (“Project”)

**RESOLUTION OF ACCEPTANCE**

**WHEREAS**, the above entitled School District contracted with contractor for said Project:

Vintage Contractors, Inc., located at 2369 Ocean Ave., Ste. 200, San Francisco, CA 94127, for the Dougherty Valley High School Tennis Courts Restoration contract awarded on April 19, 2022.

**WHEREAS**, the nature of the District’s interest in the tennis courts restoration project at Dougherty Valley High School, 10550 Albion Road, San Ramon, CA 94582, (“real property”) is Fee Interest; and

**WHEREAS**, it has been certified to this Board of Education that said contractor has fully completed their work, including all obligations under their contract, and same has been inspected and it complied with the approved plans and specifications, as of the following date:

- Vintage Contractors, Inc., complete on January 31, 2023.

---

**NOW THEREFORE BE IT RESOLVED**, that the work of said contract is accepted as complete by this Board, and the Board authorizes District staff to record the Notice of Completion attached to this resolution as an exhibit.

**PASSED AND ADOPTED** at the regular meeting of the Board held on March 14, 2023 by the following called vote:

**AYES:**

**NOES:**

**ABSTAIN:**

**ABSENT:**

**CERTIFICATION AND VERIFICATION**

I hereby certify that the forgoing is a true and correct copy of a resolution and acceptance entered on the minutes of a meeting of said Board of Education held March 14, 2023 and I declare under penalty of perjury that the foregoing is true and correct.

Dated: March 14, 2023, Danville, California.

---

Dr. John Malloy  
Secretary of the Board of Education of the  
San Ramon Valley Unified School District of  
Contra Costa County, State of California



PLEASE COMPLETE THIS INFORMATION

RECORDING REQUESTED BY:

Erin Hirst, Director of Facilities  
SRVUSD  
3280 Crow Canyon Road,  
San Ramon, CA 94583

WHEN RECORDED MAIL TO:

Renee Kanalakis  
SRVUSD, Facilities  
3280 Crow Canyon Rd.  
San Ramon, CA 94583

SPACE ABOVE THIS LINE FOR RECORDER'S USE

**NOTICE OF COMPLETION**

**NOTICE IS HEREBY GIVEN** of completion (per Civil Code §9200) on January 31, 2023, of the Dougherty Valley High School Tennis Courts Restoration contract (“the Contract”) performed at 10550 Albion Road, San Ramon, CA 94582 (“the Property”).

The Property is more particularly described as follows: Dougherty Valley High School, 10550 Albion Road, San Ramon, CA 94582.

The above Contract was performed by Vintage Contractors, Inc., 2369 Ocean Ave., Ste. 200, San Francisco, CA 94127, (“Contractor”) pursuant to its agreement with the San Ramon Valley Unified School District, Dougherty Valley High School, 10550 Albion Road, San Ramon, CA 94582, owner in fee simple of the Property.

The work of improvement generally consisted of but is not limited to the restoration of the existing tennis courts.

**VERIFICATION**

I, the undersigned, declare that I am the Superintendent of the San Ramon Valley Unified School District, and that I have read the foregoing notice and know its contents, and that the same is true to the best of my knowledge and belief.

I declare under penalty of perjury under the laws of the State of California that the foregoing is true and correct. Executed at 699 Old Orchard Drive, Danville, California, this 14th day of March, 2023.

By: \_\_\_\_\_  
Dr. John Malloy  
Superintendent  
San Ramon Valley Unified School District

**DATE:** March 14, 2023

**TOPIC: CONSIDERATION OF APPROVAL CONTRACT FOR E-RATE INTERNET SERVICE PROVIDER/FIREWALL**


**DISCUSSION:** On December 22, 2022 the district posted Form 470 seeking pricing proposals for an E-Rate internet service provider and firewall. On January 27, 2023, staff from the Technology Department reviewed proposals received from two vendors.

The vendor selected as the E-Rate internet service provider/firewall, has provided the lowest price and is currently the provider for all school district's within Contra Costa County. The agreement will be for a term of on (1) year and services will commence no sooner than July 1, 2023.

Vendor	Base Bid
AT&T	\$85,746
<b>Contra Costa County Office of Education</b>	<b>\$85,200</b>

**RECOMMENDATION:** The Administration recommends approval of the contract with the Contra Costa County Office of Education.

**BUDGET IMPLICATION:** Not to exceed \$85,200 per year – Internet Access Fees.



Kelly Hilton  
Director, Technology



Dr. Stella M. Kemp  
Assistant Superintendent, Business Operations



Dr. John Malloy  
Superintendent

SAN RAMON VALLEY UNIFIED SCHOOL DISTRICT  
 699 Old Orchard Drive, Danville  
 925-552-5500 [www.srvusd.net](http://www.srvusd.net)

**DATE: March 14, 2023**

**TOPIC: ADOPTION OF TEXTBOOK**

**DISCUSSION:** It is requested that the following textbook be adopted for use beginning immediately following adoption.

<i><b>Taste Your Words</b></i>	Bonnie Clark WorthyKids Copyright 2020	All Elementary Schools Grades K-5	\$14.39
--------------------------------	--	---	---------

The District uses common sense media to determine if books are age appropriate. Some books may not be on common sense media. All books included on this list have been vetted by the SRVUSD Curriculum and Instruction administrators and educators for age appropriateness.

***Taste Your Words***, as referenced in this document, is being put forward for the use as read aloud for elementary SEL and Words Matter Week. The book can also be read as a stand alone at any time during the school year.

**RECOMMENDATION:** The administration recommends adoption of this textbook after the required preview period.

**BUDGET IMPLICATION:** District Instructional Material funds and/or site donations will be used to purchase these books.



Debra Petish  
Executive Director, Curriculum & Instruction



Christine Huajardo  
Assistant Superintendent, Educational Services



Dr. John Malloy  
Superintendent

13.13

SAN RAMON VALLEY UNIFIED SCHOOL DISTRICT  
699 Old Orchard Drive, Danville  
925-552-5500 [www.srvusd.net](http://www.srvusd.net)

**DATE: March 14, 2023**

**TOPIC: PREVIEW OF TEXTBOOKS**

**DISCUSSION:** It is requested that the following textbooks be adopted for use beginning immediately following adoption.

<b>Save Me a Seat</b>	Sarah Weeks, Gita Varadarajan Scholastic, Inc. Copyright 2018	All Elementary Schools Grades 3-7	\$8.00
<i>Continued on next page</i>			

The District uses common sense media to determine if books are age appropriate. Some books may not be on common sense media. All books included on this list have been vetted by the SRVUSD Curriculum and Instruction administrators and educators for age appropriateness.

**Save Me a Seat, Maybe Maybe Marisol Rainey, Frog and Toad All Year, Monkeys, Cam Jansen and the Chocolate Fudge Mystery, Zoe and Sassafras: Caterflies and Ice, Balto, Mr. Sunny is Funny, The Giraffe and the Pelly and Me, Mermaids of the Deep Blue Sea, Who was the First Man on the Moon?,** as referenced in this document, are being put forward for the use as reading material for the elementary PTA Book Clubs. The books can also be read as a stand alone at any time during the school year.

District Policy 6161.1 requires that textbooks be placed on display prior to adoption. This board item is to serve as notice that these textbooks will be on display in the Educational Services Department (Building D) from March 14, 2023 through April 25, 2023. These textbooks will be presented to the School Board on April 25, 2023 for adoption.

**RECOMMENDATION:** The administration recommends adoption of these textbooks after the required preview period.


**BUDGET IMPLICATION:** District Instructional Material funds and/or site donations will be used to purchase these books.



Debra Petish  
Executive Director, Curriculum & Instruction



Christine Huardo  
Assistant Superintendent, Educational Services



Dr. John Malloy  
Superintendent

<b><i>Maybe Maybe Marisol Rainey</i></b>	Erin Entrada Kelly Greenwillow Books Copyright 2022	All Elementary Schools Grades 3-7	\$5.00
<b><i>Frog and Toad All Year</i></b>	Arnold Lobel HarperCollins: Reprint Edition Copyright 1984	All Elementary Schools Grades 2-5	\$5.00
<b><i>Monkeys</i></b>	Anne Schreiber National Geographic Kids Copyright 2013	All Elementary Schools Grades K-3	\$4.00
<b><i>Cam Jansen and the Chocolate Fudge Mystery</i></b>	David A. Adler Puffin Books Copyright 2004	All Elementary Schools Grades 2-5	\$4.00
<b><i>Zoey and Sassafras: Caterflies and Ice</i></b>	Asia Citro The Innovation Press Copyright 2017	All Elementary Schools Grades K-5	\$3.00
<b><i>Balto (Animals to the Rescue #1)</i></b>	Emma Carlson Berne Scholastic Press Copyright 2022	All Elementary Schools Grades 2-5	\$6.00
<b><i>Mr. Sunny is Funny</i></b>	Dan Gutman HarperCollins Copyright 2008	All Elementary Schools Grades 1-5	\$5.00
<b><i>The Giraffe and the Pelly and Me</i></b>	Roald Dahl Viking Books for Young Readers Copyright 2009	All Elementary Schools Grades 3-7	\$6.00
<b><i>Mermaids of the Deep Blue Sea: The Boxcar Children Creatures of Legend, Book 3</i></b>	Gertrude Chandler Warner Albert Whitman & Company Copyright 2021	All Elementary Schools Grades 1-5	\$6.00
<b><i>Who Was the First Man on the Moon?</i></b>	Nathan Page Penguin Workshop Copyright 2022	All Elementary Schools Grades 3-7	\$8.00

SAN RAMON VALLEY UNIFIED SCHOOL DISTRICT  
699 Old Orchard Drive, Danville  
925-552-5500 [www.srvusd.net](http://www.srvusd.net)

**DATE:** March 14, 2023

**TOPIC: CONSIDERATION OF APPROVAL OF NEW POSITION DESCRIPTION**

---


**DISCUSSION:** At its last regular meeting on February 21, 2023, the Board of Education approved the merging of two existing certificated positions – the Multi-Tiered System of Support (MTSS) Liaison and the Equity Liaison – into the position of Liaison along with the staffing of twenty-eight (28) full-time Liaison positions to support the curriculum and instruction work happening across the District in support of the Strategic Directions beginning in the 2023-24 school year. The District and San Ramon Valley Education Association leadership have collaborated and finalized the job description for TSA (Teacher on Special Assignment) – Liaison that will be used to advertise and fill those positions this Spring and to assign duties to incumbents selected to work in those positions next year. That job description is presented for Board action at this meeting.

---

**RECOMMENDATION:** Approve the new position description for TSA – Liaison

**BUDGET IMPLICATION:** The projected General Fund cost saving of implementing the measures recommended above is estimated to be approximately \$1,250,000 annually.

  
\_\_\_\_\_  
Melanie Jones  
Executive Director  
Human Resources

  
\_\_\_\_\_  
Dr. John Malloy  
Superintendent

## SAN RAMON VALLEY UNIFIED SCHOOL DISTRICT

### Position Description

---

<b>Title:</b> Liaison, Teacher on Special Assignment (TSA)	<b>Reports to:</b>	Executive Director of Curriculum and Instruction
<b>Dept:</b> Educational Services	<b>Classification:</b>	Certificated Bargaining Unit
<b>FSLA:</b> Exempt	<b>Work Year:</b>	Credentialed Teacher, 186 work days
<b>Board Approval:</b>	<b>Salary:</b>	Certificated Bargaining Unit Schedule

---

### SUMMARY DEFINITION:

Under the direction and supervision of the Executive Director of Curriculum and Instruction, the Liaison is responsible for collaborating with district and site administrators and other staff on the implementation of the District's Strategic Directions. An integral part of the Liaison's work is supporting strong instructional practices and equitable learning environments so that the diverse needs of variable learners are met. This Position requires a collaborative focus and ability to work well with both a school site team and the team of district Liaisons to support and effect change across schools districtwide.

### DUTIES AND RESPONSIBILITIES:

- Provide leadership and support to school staff and communities in implementing a shared vision aligned to the District's Strategic Directions and priorities. E
- Engage in professional development opportunities to deepen understanding of Multi-Tiered Systems of Support (MTSS), Professional Learning Communities (PLC's), equity based practices, social emotional well-being, educational technology, subject-specific initiatives, and other relevant topics aligned to the District's Strategic Directions. E
- Build shared accountability to achieve the District's vision via effective modeling, communication and strategic support for staff. E
- Actively develop relationships with a range of stakeholders, including site administrators, staff, families and community members, to support the implementation of the District's shared vision for teaching and learning. E
- Demonstrate knowledge of and ability to build effective PLC's and build capacity among staff members to engage in PLC's to affect more equitable outcomes for student learning and social emotional well-being. E
- Collaborate effectively with District leaders, site administrators, special education staff and site staff to support all student learning. E
- Serve as a liaison between the community and the school to help develop and sustain trusting and supportive relationships that will benefit students, staff, families, the school and the District. E
- Design and deliver high quality professional development for staff. E
- Assist site(s) in developing and articulating clear academic and social-emotional learning goals across courses and grade levels. E
- Provide coaching, modeling and staff support to develop strong instructional and social-emotional practices, including Tier 1 instruction, deep learning practices, and learning environments and conditions that support equitable access. E
- Support and implement systems of intervention to address students' academic, behavioral and social emotional needs. E

- Use and analyze data from a variety of sources to inform teaching practices and support equitable learning outcomes. E
- Assist in creating a positive school culture that is safe and inclusive. E
- Identify instructional practices that contribute to disproportionate outcomes for historically underserved youth for the purpose of providing recommendations and support that will lead to building equitable access to learning opportunities. E
- Support the development and implementation of policies and practices around discrimination and hate and use restorative practices to promote equitable disciplinary measures. E
- Create, plan and implement a framework for review of textbooks, novels, and other curriculum materials to ensure they are inclusive of all students. E
- Assist in overseeing and monitoring the process to support compliance and adherence to District procedures, state guidelines and federal regulations. E

#### **KNOWLEDGE OF:**

- Multi-Tiered Systems of Support (MTSS), Professional Learning Communities (PLC's), equity-based practices, social emotional well-being, educational technology and other relevant topics aligned to the District's Strategic Directions
- District organization, policies and objectives
- District Strategic Directions and priorities
- Effective instructional practices

#### **ABILITY TO:**

- Establish trust and collaborate effectively with administrators, staff, students, parents and community members.
- Demonstrate excellent communication skills, both orally and in writing, for a variety of audiences (e.g., parents/caregivers, students, staff)
- Demonstrate effective listening skills
- Demonstrate initiative and function effectively as part of a team

#### **QUALIFICATIONS**

- Valid California Teaching and/or Services Credential
- Valid California Driver's License

#### **WORKING CONDITIONS:**

#### **ENVIRONMENT:**

- Indoor work environment

#### **PHYSICAL DEMANDS:**

- Dexterity of hands and fingers to operate a computer keyboard
- Hearing and speaking to exchange information in person and on the telephone



- Bending at the waist, kneeling or crouching
- Reaching overhead, above the shoulders and horizontally
- Sitting or standing for extended periods of time
- Seeing to read a variety of materials
- Lifting and moving office supplies and boxes

**OTHER QUALIFICATIONS:**

- Must successfully pass the District's pre-employment fingerprint, TB testing and mandated training(s).

**APPROVALS:**

\_\_\_\_\_  
Executive Director, Human Resources

\_\_\_\_\_  
Date

\_\_\_\_\_  
Superintendent

\_\_\_\_\_  
Date

SAN RAMON VALLEY UNIFIED SCHOOL DISTRICT  
699 Old Orchard Drive, Danville  
925-552-5500 [www.srvusd.net](http://www.srvusd.net)

**DATE:** March 14, 2023

**TOPIC: CONSIDERATION OF FINAL READING AND APPROVAL OF NEW BOARD POLICIES AND ADMINISTRATIVE REGULATIONS**

---

**DISCUSSION:** Periodically the Administration reviews Board Policies and Administrative Regulations to assure they are current and in compliance with the California Education Code and various Federal and State regulations. The following new board policies and regulations are being recommended by the California School Board Association policy guidelines.

- BP/AR 3290.12 – Capital Campaigns
  - BP 7110 – Facilities Master Plan
  - BP 1313 - Civility
- 


**RECOMMENDATION:** Staff recommends approval of the board policies and administrative regulations as stated above.

**BUDGET IMPLICATION:** N/A



---

Dr. Stella M. Kemp  
Assistant Superintendent, Business Operations



---

Dr. John Malloy  
Superintendent

**Policy 3290.12: Capital Campaigns**

**Status: ADOPTED**

**Original Adopted Date:** 3/14/2023

The Board of Education recognizes that members of individual school communities may wish to organize capital campaigns to raise funds to build or modify facilities for their respective schools. For purposes of this policy, Capital campaigns are defined as any capital project for which funds are specifically raised.

While the Board is supportive of such activities, and welcomes the interest and participation of members of the school community, it recognizes that these activities may not always be consistent with the practical and legal limitations of the school or the district. Even though these fundraising activities are independent of the school and district, they are governed by all applicable provisions of law as well as the policies and administrative regulations of the district.

While greatly appreciating suitable donations, the Board discourages any gift(s), which may directly or indirectly impair its commitment to providing equal educational opportunities for all students. As such, if the Board chooses to approve a particular donation at a site in advance of the District providing a similar benefit to other sites, there is no commitment by the Board to refund/replace funds expended for the original site donation.

Organizers of capital campaigns shall be especially careful not to seek advantages for the activities they support if those advantages might be detrimental to other school/district programs and or support groups. In order to protect the district and its programs, the Superintendent with approval of the Board, shall establish appropriate procedures to approve and carry out activities related to fundraising for capital campaigns/projects.

Any fundraising by a school connected organization for a facilities related project must be approved by the Superintendent or designee prior to the initiation of fundraising activities. Projects that are denied by the Superintendent or designee may be appealed to the Board for consideration.

**Regulation 3290.12: Capital Campaigns****Status: ADOPTED****Original Adopted Date:** 3/14/2023

Any school connected organization seeking to raise funds to build or modify facilities on any district property shall comply with the following guidelines.

1. Prior to initiating fundraising activities for a capital campaign/project, the school organization shall provide the Superintendent or designee with the following information regarding the organization and the conceptual project:
  - a. The name of the organization
  - b. The names, addresses, phone numbers of all the officers and organization members
  - c. A description of the organization's purpose, proposed project(s), educational purpose of the project, how the project falls within the overall educational objectives of the district, and estimated cost of project(s).
  - d. A specific timeline and list of objectives
  - e. The name of the bank where organization accounts will be located and the names of those authorized to withdraw funds and/or transfer funds to the district
  - f. Recent financial information (i.e. budget and bank statements) about the organization.
  - g. A description of the organization's fundraising plans
  - h. A plan for funds that are raised but not spent
  - i. Proof of insurance
  
2. After receipt of the information in section 1, the Superintendent or designee may submit a proposal to the Board for authorization to raise limited funds in order to develop the necessary plans, documentation, and estimated costs for the project. All plans shall be developed/designed by architects and engineers experienced with public schools projects and approved by the District. In limited instances where DSA approval is not required, the plans may be developed and approved by other construction professionals selected with the District's approval.
 

Projects that are denied by the Superintendent or designee may be appealed directly to the Board for consideration.
  
3. The district, at any time in its sole discretion, may reconfirm the estimated costs and timeline of the project with a district approved construction management firm and/or by a firm that has known and specialized experience in estimating school construction costs. Any costs incurred by the district shall be reimbursed by the capital campaign.
  
4. Architectural plans, prior to being presented to the Division of State Architect (DSA), shall first be presented to the Board of Education for approval. Such plans shall first be reviewed by a Board approved Architect, familiar with DSA requirements.
  
5. After receipt of the information in section 1, the Superintendent or designee may present the proposed project(s) to the Board for initial approval if he/she determines:
  - a. That there is an educational need for the project
  - b. The proposal is realistic in terms of scope of work/project, proposed timelines and cost, including the on- going cost of maintaining the facility.
  - c. The estimated cost for the project is accurate as verified by a firm that has known and specialized experience in estimating school construction costs. The cost of this report will be a part of the proposed budget. This includes the cost of district staff to properly evaluate, supervise, and manage the project, all related soft costs, indirect costs, and 15 percent in contingency costs.

- d. If required by the District, the project budget must also include the cost of a Board approved construction management firm that will provide management and oversight to the project.
  - e. That there are alternative plans if the financial target is not reached
  - f. The project will not interfere with other district programs or fundraising projects that have received prior approval from the Board.
6. If the project receives initial approval from the Board, the school organization may begin raising funds to support the project. The organization shall provide the Board and the Superintendent or designee with written updates monthly regarding:
    - a. Upcoming fundraising activities
    - b. Progress report on meeting financial target
    - c. Architectural plans and changes
  7. Once the project receives approval from the Division of the State Architect (or, if no DSA approval is required, approval from District staff), the organization shall ask the Board for approval for the district to begin the procurement process. The organization shall provide all project funds to the District for deposit in the County Treasury based on a current construction cost estimate of the project and all the other associated costs as identified in 5c.
  8. After the bid process closes, the Superintendent or designee shall once again verify that the school organization has provided the necessary funds, including 15 percent in contingency costs and other associated costs as identified in 5c, to complete the project. Once verified, the Superintendent will make a final recommendation to the Board regarding whether to approve the construction contract for the proposed project.
  9. At the conclusion of the Project, the District shall return any unspent Project funds to the organization. The parties may enter into an agreement to carry out the purposes of this regulation.

**Policy 7110: Facilities Master Plan****Status: ADOPTED****Original Adopted Date:** 3/14/2023

The Governing Board recognizes the importance of long-range planning for school facilities in order to address changes in student enrollment, teacher housing needs, and the district's educational program. The Superintendent or designee shall develop, for Board approval, a master plan for district facilities which describes the district's anticipated short- and long-term facilities needs and priorities.

**Plan Development**

The district's facilities master plan shall be based on an assessment of the condition and adequacy of existing facilities, a projection of future enrollments, and alignment of facilities with the district's vision for the instructional program.

To solicit broad input into the planning process, the Superintendent or designee may establish a facilities advisory committee consisting of staff, parents/guardians, and business, local government, and other community representatives. The Superintendent or designee shall ensure that the public is informed of the need for construction and modernization of facilities and of the district's plans for facilities.

At least 45 days prior to completion of any facilities plan that relates to the potential expansion of existing school sites or the necessity to acquire additional school sites, the Superintendent or designee shall notify and provide copies of the plan or any relevant and available information to the planning commission or agency of the city or county with land use jurisdiction within the district. (Government Code 65352.2)

If the city or county commission or agency requests a meeting, the Superintendent or designee shall meet with the commission or agency within 15 days following the notification. Items that the parties may discuss at the meeting include, but are not limited to, methods of coordinating planning with proposed revitalization efforts and recreation and park programs, options for new school sites, methods of maximizing the safety of persons traveling to and from the site, and opportunities for financial assistance. (Government Code 65352.2)

The master plan shall be regularly reviewed and updated as necessary to reflect changes in the educational program, existing facilities, finances, or demographic data.

**Plan Components**

The facilities master plan shall include:

1. A statement of purpose, including district goals, philosophy, and related policies
2. A description of the planning process
3. Demographics of the community, such as economic trends, migration patterns, employment base, residential base, socioeconomic makeup, historical school enrollments, and inventory of physical resources and needs
4. A description of the educational program, such as grade-level organization, class size, staffing patterns, technology plans, special programs and support services, and other educational specifications

5. Analysis of the safety, adequacy, and equity of existing facilities and potential for expansion, including the adequacy of classrooms, school cafeterias and food preparation areas, physical activity areas, playgrounds, parking areas, and other school grounds
6. Site selection criteria and process
7. Development of a capital planning budget and identification of potential funding sources
8. Policy for reviewing and updating the plan

Planning shall ensure that school facilities meet the following minimum standards: (5 CCR 14001)

1. Are aligned with the district's educational goals and objectives
2. Provide for maximum site enrollment at school facilities
3. Are located on a site that meets California Department of Education standards as specified in 5 CCR 14010
4. Are designed for the environmental comfort and work efficiency of the occupants
5. Are designed to require a practical minimum of maintenance
6. Are designed to meet federal, state, and local statutory requirements for structure, fire, and public safety
7. Are designed and engineered with flexibility to accommodate future need

Plans for the design and construction of new school facilities shall also meet the standards described in 5 CCR 14030, the California Green Building Standards Code, Title 24, Part 11 of the California Code of Regulations ("CALGreen"), the Americans with Disabilities Act (ADA) pursuant to 42 USC 12101-12213, and any other requirements applicable to the funding source and type of project.

However, plans for residential housing, which includes any building used or intended to be used by the district as a personal residence by a teacher or employee of the district, is not considered to be a "school building" and does not require approval by the Department of General Services regarding earthquake safety and/or the ADA. (Education Code 17283.5; Government Code 4454.5)

To facilitate the efficient use of public resources when planning for new construction or modernization of school facilities, the district may consider designs that facilitate joint use of the facility with a local governmental agency, public postsecondary institution, or nonprofit organization.

**Policy 1313: Civility**

**Status:** DRAFT

**Original Adopted Date:** Pending

The Governing Board recognizes the impact that civility has on the effective operation of the district, including its role in creating a safe and positive school climate and enabling a focus on student well-being, learning, and achievement.

The Board believes that each person should be treated with dignity and respect in their interactions within the school community. The Board understands that the First Amendment provides strong protection for speech. However, the Board expects that all speech and expression will comport with norms of civil behavior on district grounds, in district facilities, during district activities or events, and in the use of district electronic/digital systems and platforms.

Civil behavior is polite, courteous, and reasonable behavior which is respectful to others and includes integrity, honesty, acceptance, timeliness, dependability, observance of laws and rules, and effective communication.

The Board and district staff shall model civil behavior as an example of behavior that is expected throughout the district. Practices that promote civil behavior include actively listening, giving full attention to the speaker, and refraining from interruptions; welcoming and encouraging participation, input, and feedback through stakeholder engagement; promptly responding to concerns; and embracing varying and diverse viewpoints. Such practices may be incorporated into governance standards adopted by the Board or Superintendent and/or professional standards or codes of conduct for employees as specified in district policies and regulations.

Students, staff, parents/guardians, and community members should be educated in the recognition, development, and demonstration of civil behavior. The Superintendent or designee may incorporate related concepts in the curriculum, provide staff development activities, and/or communicate this policy to the school community.

Students, staff, parents/guardians, and community members shall not communicate or behave in a manner that causes disruption; hinders the orderly conduct of district operations, the educational program, or any other district program or activity; or creates an unsafe learning or working environment. The Superintendent or designee may respond to disruptive, violent, or threatening behavior in accordance with the law.

Behavior by students or staff that is discriminatory, harassing, or intimidating, including sexual harassment, bullying, and/or hate violence, or behavior that is in any other way unlawful, is prohibited and is subject to discipline in accordance with law and as specified in district policy and regulations.

---



**DATE: March 14, 2023**

**TOPIC: CONSIDERATION OF APPROVAL OF REVISIONS TO BOARD POLICIES AND ADMINISTRATIVE REGULATIONS**

---

**DISCUSSION:** Periodically the Administration reviews Board Policies and Administrative Regulations to assure they are current and in compliance with the California Education Code and various Federal and State regulations. The following policies and regulations have been updated to include changes recommended by the California School Board Association policy guidelines and district practice.

- BP/AR 0450 Comprehensive Safety Plan
- BP 3515 Campus Security

---

**RECOMMENDATION:** Staff recommends approval of all revised policies and regulations as stated above.

**BUDGET IMPLICATION:** N/A



---

Dr. Stella M. Kemp  
Assistant Superintendent, Business Operations



---

Dr. John Malloy  
Superintendent

**San Ramon Valley Unified School District****Policy 0450: Comprehensive Safety Plan****Status:** ADOPTED**Original Adopted Date:** 11/01/2011 | **Last Revised Date:** 3/22/2016, 3/14/2023

The **Governing** Board of Education recognizes that students and staff have the right to a safe and secure campus where they are free from physical and psychological harm. The Board is fully committed to maximizing school safety and to creating a positive learning environment that includes strategies for violence prevention and high expectations for student conduct, responsible behavior, and respect for others.

The school site council at each district school shall develop a comprehensive school safety plan relevant to the needs and resources of that particular school. New school campuses shall develop a safety plan within one year of initiating operations. (Education Code 32281, 32286)

The school safety plan shall take into account the school's staffing, available resources, and building design, as well as other factors unique to the site.

~~Each school shall forward its comprehensive safety plan to the Board for approval. (Education Code 32288)~~

~~The comprehensive safety plan(s) shall be reviewed and updated by March 1 of each year and forwarded to the Board for approval. (Education Code 32286, 32288)~~

~~The Board shall review the comprehensive safety plan(s) in order to ensure compliance with state law, Board policy, and administrative regulation and shall approve the plan(s) at a regularly scheduled meeting.~~

By October 15 of each year, the Superintendent or designee shall notify the California Department of Education (CDE) of any schools that have not complied with the requirements of Education Code 32281. (Education Code 32288)

**Safety Plan(s) Access and Reporting**

The Superintendent or designee shall ensure that an updated file of all safety-related plans and materials is readily available for inspection by the public. (Education Code 32282)

However, those portions of the comprehensive safety plan that include tactical responses to criminal incidents shall not be publicly disclosed.

~~The Superintendent or designee shall share the comprehensive safety plans and any updates to the plans with local law enforcement, the local fire department, and other first responder entities. (Education Code 32281)~~

~~The Superintendent or designee shall also provide data to CDE pertaining to lockdown or multi-option response drills conducted at district schools in accordance with Education Code 32289.5. (Education Code 32289.5)~~

**Policy Reference Disclaimer:**

These references are not intended to be part of the policy itself, nor do they indicate the basis or authority for the board to enact this policy. Instead, they are provided as additional resources for those interested in the subject matter of the policy.

**State**

5 CCR 11987-11987.7

**Description**

School Community Violence Prevention Program requirements

5 CCR 11992-11993	Definition; persistently dangerous schools
CA Constitution Article 1, Section 28	<a href="#">Right to Safe Schools</a>
Ed. Code 200-262.4	<a href="#">Prohibition of discrimination</a>
Ed. Code 32260-32262	Interagency School Safety Demonstration Act of 1985
Ed. Code 32270	School safety cadre
Ed. Code 32280-32289.5	School safety plans
Ed. Code 32290	Safety devices
Ed. Code 35147	School site councils and advisory committees
Ed. Code 35183	School dress code; uniforms
Ed. Code 35266	Reporting of cyber attacks
Ed. Code 35291	Rules
Ed. Code 35291.5	School-adopted discipline rules
Ed. Code 41020	Requirement for annual audit
Ed. Code 48900-48927	Suspension and expulsion
Ed. Code 48950	Speech and other communication
Ed. Code 48980	Parent/Guardian notifications
Ed. Code 49079	Notification to teacher; student act constituting grounds for suspension or expulsion
Ed. Code 49390-49395	Homicide threats
Ed. Code 67381	Availability of information regarding crimes
Gov. Code 11549.3	Independent security assessment
Gov. Code 54957	Closed session meetings for threats to security
Pen. Code 11164-11174.3	Child Abuse and Neglect Reporting Act
Pen. Code 422.55	Definition of hate crime
Pen. Code 626.8	Disruptions
<b>Federal</b>	<b>Description</b>
20 USC 7111-7122	Student support and academic enrichment grants
20 USC 7912	Transfers from persistently dangerous schools
42 USC 12101-12213	Americans with Disabilities Act
6 USC 665k	Federal Clearinghouse on School Safety Evidence-Based Practices
<b>Management Resources</b>	<b>Description</b>
CSBA Publication	Community Schools: Partnerships Supporting Students, Families and Communities, Policy Brief, October 2010
CSBA Publication	Cyberbullying: Policy Considerations for Boards, Policy Brief, rev. July 2010

CSBA Publication	Providing a Safe, Nondiscriminatory School Environment for Transgender and Gender-Nonconforming Students, Policy Brief, February 2014
CSBA Publication	Safe Schools: Strategies for Governing Boards to Ensure Student Success, 2011
CSBA Publication	Updated Legal Guidance: Protecting Transgender and Gender Nonconforming Students Against Sex Discrimination, March 2017
Federal Bureau of Investigation Publication	Uniform Crime Reporting Handbook, 2004
U.S. DOE Publication	Practical Information on Crisis Planning: A Guide for Schools and Communities, January 2007
U.S. Secret Service & DOE Publication	Threat Assessment in Schools: A Guide to Managing Threatening Situations and to Creating Safe School Climates, 2004
Website	<a href="#">California Military Department</a>
Website	<a href="#">California Department of Technology, Independent Security Assessment</a>
Website	<a href="#">U.S. Department of Homeland Security, Fusion Centers</a>
Website	<a href="#">California State Threat Assessment System</a>
Website	<a href="#">CSBA District and County Office of Education Legal Services</a>
Website	<a href="#">U.S. Secret Service, National Threat Assessment Center</a>
Website	<a href="#">Centers for Disease Control and Prevention</a>
Website	<a href="#">Federal Bureau of Investigation</a>
Website	<a href="#">National Center for Crisis Management</a>
Website	<a href="#">National School Safety Center</a>
Website	<a href="#">California Department of Education, Safe Schools</a>
Website	<a href="#">California Governor's Office of Emergency Services</a>
Website	<a href="#">California Healthy Kids Survey</a>
Website	<a href="#">U.S. Department of Education</a>
Website	<a href="#">CSBA</a>

## Cross References

<b>Code</b>	<b>Description</b>
0400	<a href="#">Comprehensive Plans</a>
0410	<a href="#">Nondiscrimination In District Programs And Activities</a>
0420	<a href="#">School Plans/Site Councils</a>
0420	<a href="#">School Plans/Site Councils</a>
0460	<a href="#">Local Control And Accountability Plan</a>
0460	<a href="#">Local Control And Accountability Plan</a>

0470	<a href="#">COVID-19 Mitigation Plan</a>
0500	<a href="#">Accountability</a>
0510	<a href="#">School Accountability Report Card</a>
1100	<a href="#">Communication With The Public</a>
1112	<a href="#">Media Relations</a>
1220	<a href="#">Citizen Advisory Committees</a>
1220	<a href="#">Citizen Advisory Committees</a>
1312.3	<a href="#">Uniform Complaint Procedures</a>
1312.3	<a href="#">Uniform Complaint Procedures</a>
1312.3-E(1)	<a href="#">Uniform Complaint Procedures</a>
1312.3-E(2)	<a href="#">Uniform Complaint Procedures</a>
1313	<a href="#">Civility</a>
1330	<a href="#">Use Of School Facilities</a>
1330	<a href="#">Use Of School Facilities</a>
1330-E(1)	<a href="#">Use Of School Facilities</a>
1330.1	<a href="#">Joint Use Agreements</a>
1340	<a href="#">Access To District Records</a>
1340	<a href="#">Access To District Records</a>
1400	<a href="#">Relations Between Other Governmental Agencies And The Schools</a>
2210	<a href="#">Administrative Discretion Regarding Board Policy</a>
3510	<a href="#">Green School Operations</a>
3511	<a href="#">Energy And Water Management</a>
3511	<a href="#">Energy And Water Management</a>
3513.3	<a href="#">Tobacco-Free Schools</a>
3513.3	<a href="#">Tobacco-Free Schools</a>
3514	<a href="#">Environmental Safety</a>
3514	<a href="#">Environmental Safety</a>
3514.1	<a href="#">Hazardous Substances</a>
3514.1	<a href="#">Hazardous Substances</a>
3514.2	<a href="#">Integrated Pest Management</a>
3515	<a href="#">Campus Security</a>
3515	<a href="#">Campus Security</a>
3515.2	<a href="#">Disruptions</a>

3515.2	<a href="#">Disruptions</a>
3515.3	<a href="#">District Police/Security Department</a>
3515.3	<a href="#">District Police/Security Department</a>
3515.31	<a href="#">School Resource Officers</a>
3515.4	<a href="#">Recovery For Property Loss Or Damage</a>
3515.4	<a href="#">Recovery For Property Loss Or Damage</a>
3515.5	<a href="#">Sex Offender Notification</a>
3515.5	<a href="#">Sex Offender Notification</a>
3515.7	<a href="#">Firearms On School Grounds</a>
3516	<a href="#">Emergencies And Disaster Preparedness Plan</a>
3516	<a href="#">Emergencies And Disaster Preparedness Plan</a>
3516.1	<a href="#">Fire Drills and Fires</a>
3516.2	<a href="#">Bomb Threats</a>
3516.3	<a href="#">Earthquake Emergency Procedure System</a>
3516.5	<a href="#">Emergency Schedules</a>
3530	<a href="#">Risk Management/Insurance</a>
3530	<a href="#">Risk Management/Insurance</a>
3543	<a href="#">Transportation Safety And Emergencies</a>
4112.41	<a href="#">Employee Drug Testing</a>
4112.41	<a href="#">Employee Drug Testing</a>
4119.11	<a href="#">Sexual Harassment</a>
4119.11	<a href="#">Sexual Harassment</a>
4119.23	<a href="#">Unauthorized Release Of Confidential/Privileged Information</a>
4131	<a href="#">Staff Development</a>
4140	<a href="#">Bargaining Units</a>
4141.6	<a href="#">Concerted Action/Work Stoppage</a>
4141.6	<a href="#">Concerted Action/Work Stoppage</a>
4157	<a href="#">Employee Safety</a>
4157	<a href="#">Employee Safety</a>
4158	<a href="#">Employee Security</a>
4158	<a href="#">Employee Security</a>
4212.41	<a href="#">Employee Drug Testing</a>
4212.41	<a href="#">Employee Drug Testing</a>
4219.11	<a href="#">Sexual Harassment</a>

4219.11	<a href="#">Sexual Harassment</a>
4219.23	<a href="#">Unauthorized Release Of Confidential/Privileged Information</a>
4231	<a href="#">Staff Development</a>
4240	<a href="#">Bargaining Units</a>
4241.6	<a href="#">Concerted Action/Work Stoppage</a>
4241.6	<a href="#">Concerted Action/Work Stoppage</a>
4257	<a href="#">Employee Safety</a>
4257	<a href="#">Employee Safety</a>
4258	<a href="#">Employee Security</a>
4258	<a href="#">Employee Security</a>
4312.41	<a href="#">Employee Drug Testing</a>
4312.41	<a href="#">Employee Drug Testing</a>
4319.11	<a href="#">Sexual Harassment</a>
4319.11	<a href="#">Sexual Harassment</a>
4319.21	<a href="#">Professional Standards</a>
4319.21-E(1)	<a href="#">Professional Standards</a>
4319.23	<a href="#">Unauthorized Release Of Confidential/Privileged Information</a>
4331	<a href="#">Staff Development</a>
4340	<a href="#">Bargaining Units</a>
4357	<a href="#">Employee Safety</a>
4357	<a href="#">Employee Safety</a>
4358	<a href="#">Employee Security</a>
4358	<a href="#">Employee Security</a>
5020	<a href="#">Parent Rights And Responsibilities</a>
5020	<a href="#">Parent Rights And Responsibilities</a>
5112.5	<a href="#">Open/Closed Campus</a>
5113	<a href="#">Absences And Excuses</a>
5113	<a href="#">Absences And Excuses</a>
5113.1	<a href="#">Chronic Absence And Truancy</a>
5113.1	<a href="#">Chronic Absence And Truancy</a>
5116.1	<a href="#">Intradistrict Open Enrollment</a>
5116.1	<a href="#">Intradistrict Open Enrollment</a>
5131	<a href="#">Conduct</a>
5131.2	<a href="#">Bullying</a>

5131.2	<a href="#"><u>Bullying</u></a>
5131.4	<a href="#"><u>Student Disturbances</u></a>
5131.4	<a href="#"><u>Student Disturbances</u></a>
5131.41	<a href="#"><u>Use Of Seclusion And Restraint</u></a>
5131.5	<a href="#"><u>Vandalism And Graffiti</u></a>
5131.6	<a href="#"><u>Alcohol And Other Drugs</u></a>
5131.6	<a href="#"><u>Alcohol And Other Drugs</u></a>
5131.61	<a href="#"><u>Drug Testing</u></a>
5131.62	<a href="#"><u>Tobacco</u></a>
5131.62	<a href="#"><u>Tobacco</u></a>
5131.63	<a href="#"><u>Steroids</u></a>
5131.63	<a href="#"><u>Steroids</u></a>
5131.7	<a href="#"><u>Weapons And Dangerous Instruments</u></a>
5131.7	<a href="#"><u>Weapons And Dangerous Instruments</u></a>
5131.8	<a href="#"><u>Mobile Communication Devices</u></a>
5132	<a href="#"><u>Dress And Grooming</u></a>
5132	<a href="#"><u>Dress And Grooming</u></a>
5136	<a href="#"><u>Gangs</u></a>
5136	<a href="#"><u>Gangs</u></a>
5137	<a href="#"><u>Positive School Climate</u></a>
5138	<a href="#"><u>Conflict Resolution/Peer Mediation</u></a>
5141.22	<a href="#"><u>Infectious Diseases</u></a>
5141.22	<a href="#"><u>Infectious Diseases</u></a>
5141.4	<a href="#"><u>Child Abuse Prevention And Reporting</u></a>
5141.4	<a href="#"><u>Child Abuse Prevention And Reporting</u></a>
5141.52	<a href="#"><u>Suicide Prevention</u></a>
5141.52	<a href="#"><u>Suicide Prevention</u></a>
5142	<a href="#"><u>Safety</u></a>
5142	<a href="#"><u>Safety</u></a>
5142.2	<a href="#"><u>Safe Routes To School Program</u></a>
5142.2	<a href="#"><u>Safe Routes To School Program</u></a>
5144	<a href="#"><u>Discipline</u></a>
5144	<a href="#"><u>Discipline</u></a>
5144.1	<a href="#"><u>Suspension And Expulsion/Due Process</u></a>



5144.1	<a href="#">Suspension And Expulsion/Due Process</a>
5144.2	<a href="#">Suspension And Expulsion/Due Process (Students With Disabilities)</a>
5145.12	<a href="#">Search And Seizure</a>
5145.12	<a href="#">Search And Seizure</a>
5145.3	<a href="#">Nondiscrimination/Harassment</a>
5145.3	<a href="#">Nondiscrimination/Harassment</a>
5145.6	<a href="#">Parent/Guardian Notifications</a>
5145.6-E(1)	<a href="#">Parent/Guardian Notifications</a>
5145.7	<a href="#">Sexual Harassment</a>
5145.7	<a href="#">Sexual Harassment</a>
5145.9	<a href="#">Hate-Motivated Behavior</a>
5148.2	<a href="#">Before/After School Programs</a>
5148.2	<a href="#">Before/After School Programs</a>
6020	<a href="#">Parent Involvement</a>
6020	<a href="#">Parent Involvement</a>
6141.2	<a href="#">Recognition Of Religious Beliefs And Customs</a>
6141.2	<a href="#">Recognition Of Religious Beliefs And Customs</a>
6142.3	<a href="#">Civic Education</a>
6142.4	<a href="#">Service Learning/Community Service Classes</a>
6142.8	<a href="#">Comprehensive Health Education</a>
6142.8	<a href="#">Comprehensive Health Education</a>
6153	<a href="#">School-Sponsored Trips</a>
6153	<a href="#">School-Sponsored Trips</a>
6159	<a href="#">Individualized Education Program</a>
6159	<a href="#">Individualized Education Program</a>
6164.2	<a href="#">Guidance/Counseling Services</a>
6173.1	<a href="#">Education For Foster Youth</a>
6173.1	<a href="#">Education For Foster Youth</a>
6184	<a href="#">Continuation Education</a>
6184	<a href="#">Continuation Education</a>
7214	<a href="#">General Obligation Bonds</a>
7214	<a href="#">General Obligation Bonds</a>
9010	<a href="#">Public Statements</a>

9011	<a href="#"><u>Disclosure Of Confidential/Privileged Information</u></a>
9320	<a href="#"><u>Meetings And Notices</u></a>
9321	<a href="#"><u>Closed Session</u></a>
9321-E(1)	<a href="#"><u>Closed Session</u></a>
9321-E(2)	<a href="#"><u>Closed Session</u></a>

**Regulation 0450: Comprehensive Safety Plan****Status:** ADOPTED

Original Adopted Date: 11/01/2011 | Last Revised Date: 3/22/2016 | 3/14/2023

**Development and Review of Comprehensive School Safety Plan**

The school site council shall consult with local law enforcement, **the local fire department, and other first responders** in the writing and development of the comprehensive school safety plan. When practical, the school site council shall also consult with other school site councils and safety ~~planning~~ committees. (Education Code 32281, 32282)

The school site council may delegate the responsibility for developing a comprehensive safety plan to a school safety planning committee. **This committee shall be** composed of the following members: (Education Code 32281)

1. The principal or designee
2. One teacher who is a representative of the recognized certificated employee organization
3. One parent/guardian whose child attends the school
4. One classified employee who is a representative of the recognized classified employee organization
5. Other members, if desired

Before adopting the comprehensive safety plan, the school site council or school safety planning committee shall hold a public meeting at the school in order to allow members of the public the opportunity to express an opinion about the plan. (Education Code 32288)

The school site council or safety planning committee shall notify, in writing, the following persons and entities of the public meeting: (Education Code 32288)

1. The local mayor
2. A representative of the local school employee organization
3. A representative of each parent/guardian organization at the school, including the parent teacher association and parent teacher clubs
4. A representative of each teacher organization at the school
5. A representative of the school's student body government
6. All persons who have indicated that they want to be notified

In addition, the school site council or safety planning committee may notify, in writing, the following entities of the public meeting: (Education Code 32288)

1. Representatives of local religious organizations
2. Local civic leaders

### Content of the Safety Plan

Each comprehensive safety plan shall include an assessment of the current status of any crime committed on campus and at school-related functions. (Education Code 32282)

The assessment may include, but not be limited to, **data on** reports of crime, suspension and expulsion rates, and surveys of students, parents/guardians, and staff regarding their perceptions of school safety.

The plan shall **also** identify appropriate strategies and programs that will provide or maintain a high level of school safety and address the school's procedures for complying with existing laws related to school safety, including all of the following: (Education Code 32282)

1. Child abuse reporting procedures consistent with Penal Code 11164-11174.3
2. Routine and emergency disaster procedures including, but not limited to:
  - a. Adaptations for students with disabilities in accordance with the Americans with Disabilities Act
  - b. An earthquake emergency procedure system in accordance with Education Code 32282
  - c. A procedure to allow public agencies, including the American Red Cross, to use school buildings, grounds, and equipment for mass care and welfare shelters during disasters or other emergencies affecting the public health and welfare
3. Policies pursuant to Education Code 48915(d) for students who commit an act listed in Education Code 48915(c) and other school-designated serious acts **which that** would lead to suspension, expulsion, or mandatory expulsion recommendations
4. Procedures to notify teachers of dangerous students pursuant to Education Code 49079
5. A policy consistent with the prohibition against discrimination, harassment, intimidation, and bullying pursuant to Education Code 200-262.4
6. If the school has adopted a dress code prohibiting students from wearing "gang-related apparel" pursuant to Education Code 35183, the provisions of that dress code and the definition of "gang-related apparel"
7. Procedures for safe ingress and egress of students, parents/guardians, and employees to and from school
8. A safe and orderly school environment conducive to learning
9. The rules and procedures on school discipline adopted pursuant to Education Code 35291 and 35291.5
10. **Hate crime reporting procedures. Procedures for conducting tactical responses to criminal incidents, including procedures related to individuals with guns on campus and at school-related functions**

Among the strategies for providing a safe environment, the comprehensive safety plan may also include:

1. Development of a positive school climate that promotes respect for diversity, personal and social responsibility, effective interpersonal and communication skills, self-esteem, anger management, and conflict resolution

2. Disciplinary policies and procedures that contain prevention strategies, such as strategies to prevent bullying, hazing, and cyberbullying, as well as behavioral expectations and consequences for violations
3. Strategies aimed at preventing potential incidents involving crime and violence on school campuses, including vandalism, drug and alcohol abuse, gang membership and violence, hate crimes, bullying, including bullying committed personally or by means of an electronic act, teen relationship violence, and discrimination and harassment, including sexual harassment
4. Curriculum that emphasizes prevention and alternatives to violence, such as multicultural education and literacy, character/values education, social and emotional learning, media analysis skills, conflict resolution, community service learning, and education related to the prevention of dating violence
5. Parent/guardian involvement strategies, including strategies to help ensure parent/guardian support and reinforcement of the school's rules and increase the number of adults on campus
6. Provision of safety materials and emergency communications in language(s) understandable to parents/guardians
7. Annual notification to parents/guardians related to the safe storage of firearms
8. Prevention and intervention strategies related to the sale or use of drugs and alcohol which shall reflect expectations for drug-free schools and support for recovering students
9. Collaborative relationships among the city, county, community agencies, local law enforcement, the judicial system, and the schools that lead to the development of a set of common goals and community strategies for violence prevention instruction
10. District policy prohibiting the possession of firearms and ammunition on school grounds ~~Procedures for responding to the release of a pesticide or other toxic substance from properties located within one-quarter mile of the school~~
11. Measures to prevent or minimize the influence of gangs on campus
12. Procedures for receiving verification from law enforcement when a violent crime has occurred on school grounds and for promptly notifying parents/guardians and employees of that crime
13. Procedures for the early identification and threat assessment of, and appropriate response to, suspicious and/or threatening digital media content
14. Assessment of the school's physical environment, including a risk management analysis and development of ground security measures such as procedures for closing campuses to outsiders, installing surveillance systems, securing the campus perimeter, protecting buildings against vandalism, and providing for a law enforcement presence on campus
15. Independent security assessment of the school's network infrastructure and selected web applications to identify vulnerabilities and provide recommendations to improve cybersecurity
16. Guidelines for the roles and responsibilities of mental health professionals, athletic coaches, community intervention professionals, school counselors, school resource officers, and police officers on school campuses. Guidelines may include, but are not limited to, the following:
  - a. Strategies to create and maintain a positive school climate, promote school safety, and increase student achievement
  - b. Strategies to prioritize mental health and intervention services, restorative and transformative justice programs, and positive behavior interventions and support

- c. Protocols to address the mental health care of students who have witnessed a violent act at any time, including, but not limited to, while on school grounds, while coming or going from school, during a lunch period whether on or off campus, or during or while going to or coming from a school-sponsored activity
17. Strategies for suicide prevention and intervention
  18. District policy and/or plan related to pandemics
  19. Procedures to implement when a person interferes with or disrupts a school activity, remains on campus after having been asked to leave, or creates a disruption with the intent to threaten the immediate physical safety of students or staff
  20. Crisis prevention and intervention strategies, which may include the following:
    - a. Identification of possible crises that may occur, determination of necessary tasks that need to be addressed, and development of procedures relative to each crisis, including the involvement of law enforcement and other public safety agencies as appropriate
    - b. Threat assessment strategies to determine the credibility and seriousness of a threat and provide appropriate interventions for the potential offender(s)
    - c. Assignment of staff members responsible for each identified task and procedure
    - d. Development of an evacuation plan based on an assessment of buildings and grounds and opportunities for students and staff to practice the evacuation plan
    - e. Coordination of communication to schools, Governing Board members, parents/guardians, and the media
    - f. Communication with parents/guardians of reunification plans and the necessity of cooperating with first responders
    - g. Development of a method for the reporting of violent incidents
    - h. Development of follow-up procedures that may be required after a crisis has occurred, such as counseling
  21. ~~Staff development~~ Training on assessment and reporting of potential threats, violence prevention, and intervention techniques. Such training shall include preparation to implement the elements of the safety plan
  22. Environmental safety strategies, including, but not limited to, procedures for preventing and mitigating exposure to toxic pesticides, lead, asbestos, vehicle emissions, and other hazardous substances and contaminants
  23. Continuity of operations procedures to ensure that the district's essential functions are not disrupted during an emergency, to the extent possible

---

**Policy Reference Disclaimer:**

These references are not intended to be part of the policy itself, nor do they indicate the basis or authority for the board to enact this policy. Instead, they are provided as additional resources for those interested in the subject matter of the policy.

**State**

**Description**

5 CCR 11987-11987.7	School Community Violence Prevention Program requirements
5 CCR 11992-11993	Definition; persistently dangerous schools
CA Constitution Article 1, Section 28	<a href="#">Right to Safe Schools</a>
Ed. Code 200-262.4	<a href="#">Prohibition of discrimination</a>
Ed. Code 32260-32262	Interagency School Safety Demonstration Act of 1985
Ed. Code 32270	School safety cadre
Ed. Code 32280-32289.5	School safety plans
Ed. Code 32290	Safety devices
Ed. Code 35147	School site councils and advisory committees
Ed. Code 35183	School dress code; uniforms
Ed. Code 35266	Reporting of cyber attacks
Ed. Code 35291	Rules
Ed. Code 35291.5	School-adopted discipline rules
Ed. Code 41020	Requirement for annual audit
Ed. Code 48900-48927	Suspension and expulsion
Ed. Code 48950	Speech and other communication
Ed. Code 48980	Parent/Guardian notifications
Ed. Code 49079	Notification to teacher; student act constituting grounds for suspension or expulsion
Ed. Code 49390-49395	Homicide threats
Ed. Code 67381	Availability of information regarding crimes
Gov. Code 11549.3	Independent security assessment
Gov. Code 54957	Closed session meetings for threats to security
Pen. Code 11164-11174.3	Child Abuse and Neglect Reporting Act
Pen. Code 422.55	Definition of hate crime
Pen. Code 626.8	Disruptions
<b>Federal</b>	<b>Description</b>
20 USC 7111-7122	Student support and academic enrichment grants
20 USC 7912	Transfers from persistently dangerous schools
42 USC 12101-12213	Americans with Disabilities Act
6 USC 665k	Federal Clearinghouse on School Safety Evidence-Based Practices
<b>Management Resources</b>	<b>Description</b>
CSBA Publication	Community Schools: Partnerships Supporting Students, Families and Communities, Policy Brief, October 2010
CSBA Publication	Cyberbullying: Policy Considerations for Boards, Policy Brief, rev. July 2010

CSBA Publication	Providing a Safe, Nondiscriminatory School Environment for Transgender and Gender-Nonconforming Students, Policy Brief, February 2014
CSBA Publication	Safe Schools: Strategies for Governing Boards to Ensure Student Success, 2011
CSBA Publication	Updated Legal Guidance: Protecting Transgender and Gender Nonconforming Students Against Sex Discrimination, March 2017
Federal Bureau of Investigation Publication	Uniform Crime Reporting Handbook, 2004
U.S. DOE Publication	Practical Information on Crisis Planning: A Guide for Schools and Communities, January 2007
U.S. Secret Service & DOE Publication	Threat Assessment in Schools: A Guide to Managing Threatening Situations and to Creating Safe School Climates, 2004
Website	<a href="#">California Military Department</a>
Website	<a href="#">California Department of Technology, Independent Security Assessment</a>
Website	<a href="#">U.S. Department of Homeland Security, Fusion Centers</a>
Website	<a href="#">California State Threat Assessment System</a>
Website	<a href="#">CSBA District and County Office of Education Legal Services</a>
Website	<a href="#">U.S. Secret Service, National Threat Assessment Center</a>
Website	<a href="#">Centers for Disease Control and Prevention</a>
Website	<a href="#">Federal Bureau of Investigation</a>
Website	<a href="#">National Center for Crisis Management</a>
Website	<a href="#">National School Safety Center</a>
Website	<a href="#">California Department of Education, Safe Schools</a>
Website	<a href="#">California Governor's Office of Emergency Services</a>
Website	<a href="#">California Healthy Kids Survey</a>
Website	<a href="#">U.S. Department of Education</a>
Website	<a href="#">CSBA</a>

## Cross References

<b>Code</b>	<b>Description</b>
0400	<a href="#">Comprehensive Plans</a>
0410	<a href="#">Nondiscrimination In District Programs And Activities</a>
0420	<a href="#">School Plans/Site Councils</a>
0420	<a href="#">School Plans/Site Councils</a>
0460	<a href="#">Local Control And Accountability Plan</a>
0460	<a href="#">Local Control And Accountability Plan</a>



0470	<a href="#">COVID-19 Mitigation Plan</a>
0500	<a href="#">Accountability</a>
0510	<a href="#">School Accountability Report Card</a>
1100	<a href="#">Communication With The Public</a>
1112	<a href="#">Media Relations</a>
1220	<a href="#">Citizen Advisory Committees</a>
1220	<a href="#">Citizen Advisory Committees</a>
1312.3	<a href="#">Uniform Complaint Procedures</a>
1312.3	<a href="#">Uniform Complaint Procedures</a>
1312.3-E(1)	<a href="#">Uniform Complaint Procedures</a>
1312.3-E(2)	<a href="#">Uniform Complaint Procedures</a>
1313	<a href="#">Civility</a>
1330	<a href="#">Use Of School Facilities</a>
1330	<a href="#">Use Of School Facilities</a>
1330-E(1)	<a href="#">Use Of School Facilities</a>
1330.1	<a href="#">Joint Use Agreements</a>
1340	<a href="#">Access To District Records</a>
1340	<a href="#">Access To District Records</a>
1400	<a href="#">Relations Between Other Governmental Agencies And The Schools</a>
2210	<a href="#">Administrative Discretion Regarding Board Policy</a>
3510	<a href="#">Green School Operations</a>
3511	<a href="#">Energy And Water Management</a>
3511	<a href="#">Energy And Water Management</a>
3513.3	<a href="#">Tobacco-Free Schools</a>
3513.3	<a href="#">Tobacco-Free Schools</a>
3514	<a href="#">Environmental Safety</a>
3514	<a href="#">Environmental Safety</a>
3514.1	<a href="#">Hazardous Substances</a>
3514.1	<a href="#">Hazardous Substances</a>
3514.2	<a href="#">Integrated Pest Management</a>
3515	<a href="#">Campus Security</a>
3515	<a href="#">Campus Security</a>
3515.2	<a href="#">Disruptions</a>

3515.2	<a href="#">Disruptions</a>
3515.3	<a href="#">District Police/Security Department</a>
3515.3	<a href="#">District Police/Security Department</a>
3515.31	<a href="#">School Resource Officers</a>
3515.4	<a href="#">Recovery For Property Loss Or Damage</a>
3515.4	<a href="#">Recovery For Property Loss Or Damage</a>
3515.5	<a href="#">Sex Offender Notification</a>
3515.5	<a href="#">Sex Offender Notification</a>
3515.7	<a href="#">Firearms On School Grounds</a>
3516	<a href="#">Emergencies And Disaster Preparedness Plan</a>
3516	<a href="#">Emergencies And Disaster Preparedness Plan</a>
3516.1	<a href="#">Fire Drills and Fires</a>
3516.2	<a href="#">Bomb Threats</a>
3516.3	<a href="#">Earthquake Emergency Procedure System</a>
3516.5	<a href="#">Emergency Schedules</a>
3530	<a href="#">Risk Management/Insurance</a>
3530	<a href="#">Risk Management/Insurance</a>
3543	<a href="#">Transportation Safety And Emergencies</a>
4112.41	<a href="#">Employee Drug Testing</a>
4112.41	<a href="#">Employee Drug Testing</a>
4119.11	<a href="#">Sexual Harassment</a>
4119.11	<a href="#">Sexual Harassment</a>
4119.23	<a href="#">Unauthorized Release Of Confidential/Privileged Information</a>
4131	<a href="#">Staff Development</a>
4140	<a href="#">Bargaining Units</a>
4141.6	<a href="#">Concerted Action/Work Stoppage</a>
4141.6	<a href="#">Concerted Action/Work Stoppage</a>
4157	<a href="#">Employee Safety</a>
4157	<a href="#">Employee Safety</a>
4158	<a href="#">Employee Security</a>
4158	<a href="#">Employee Security</a>
4212.41	<a href="#">Employee Drug Testing</a>
4212.41	<a href="#">Employee Drug Testing</a>
4219.11	<a href="#">Sexual Harassment</a>

4219.11	<a href="#">Sexual Harassment</a>
4219.23	<a href="#">Unauthorized Release Of Confidential/Privileged Information</a>
4231	<a href="#">Staff Development</a>
4240	<a href="#">Bargaining Units</a>
4241.6	<a href="#">Concerted Action/Work Stoppage</a>
4241.6	<a href="#">Concerted Action/Work Stoppage</a>
4257	<a href="#">Employee Safety</a>
4257	<a href="#">Employee Safety</a>
4258	<a href="#">Employee Security</a>
4258	<a href="#">Employee Security</a>
4312.41	<a href="#">Employee Drug Testing</a>
4312.41	<a href="#">Employee Drug Testing</a>
4319.11	<a href="#">Sexual Harassment</a>
4319.11	<a href="#">Sexual Harassment</a>
4319.21	<a href="#">Professional Standards</a>
4319.21-E(1)	<a href="#">Professional Standards</a>
4319.23	<a href="#">Unauthorized Release Of Confidential/Privileged Information</a>
4331	<a href="#">Staff Development</a>
4340	<a href="#">Bargaining Units</a>
4357	<a href="#">Employee Safety</a>
4357	<a href="#">Employee Safety</a>
4358	<a href="#">Employee Security</a>
4358	<a href="#">Employee Security</a>
5020	<a href="#">Parent Rights And Responsibilities</a>
5020	<a href="#">Parent Rights And Responsibilities</a>
5112.5	<a href="#">Open/Closed Campus</a>
5113	<a href="#">Absences And Excuses</a>
5113	<a href="#">Absences And Excuses</a>
5113.1	<a href="#">Chronic Absence And Truancy</a>
5113.1	<a href="#">Chronic Absence And Truancy</a>
5116.1	<a href="#">Intradistrict Open Enrollment</a>
5116.1	<a href="#">Intradistrict Open Enrollment</a>
5131	<a href="#">Conduct</a>
5131.2	<a href="#">Bullying</a>

5131.2	<a href="#">Bullying</a>
5131.4	<a href="#">Student Disturbances</a>
5131.4	<a href="#">Student Disturbances</a>
5131.41	<a href="#">Use Of Seclusion And Restraint</a>
5131.5	<a href="#">Vandalism And Graffiti</a>
5131.6	<a href="#">Alcohol And Other Drugs</a>
5131.6	<a href="#">Alcohol And Other Drugs</a>
5131.61	<a href="#">Drug Testing</a>
5131.62	<a href="#">Tobacco</a>
5131.62	<a href="#">Tobacco</a>
5131.63	<a href="#">Steroids</a>
5131.63	<a href="#">Steroids</a>
5131.7	<a href="#">Weapons And Dangerous Instruments</a>
5131.7	<a href="#">Weapons And Dangerous Instruments</a>
5131.8	<a href="#">Mobile Communication Devices</a>
5132	<a href="#">Dress And Grooming</a>
5132	<a href="#">Dress And Grooming</a>
5136	<a href="#">Gangs</a>
5136	<a href="#">Gangs</a>
5137	<a href="#">Positive School Climate</a>
5138	<a href="#">Conflict Resolution/Peer Mediation</a>
5141.22	<a href="#">Infectious Diseases</a>
5141.22	<a href="#">Infectious Diseases</a>
5141.4	<a href="#">Child Abuse Prevention And Reporting</a>
5141.4	<a href="#">Child Abuse Prevention And Reporting</a>
5141.52	<a href="#">Suicide Prevention</a>
5141.52	<a href="#">Suicide Prevention</a>
5142	<a href="#">Safety</a>
5142	<a href="#">Safety</a>
5142.2	<a href="#">Safe Routes To School Program</a>
5142.2	<a href="#">Safe Routes To School Program</a>
5144	<a href="#">Discipline</a>
5144	<a href="#">Discipline</a>
5144.1	<a href="#">Suspension And Expulsion/Due Process</a>

5144.1	<a href="#"><u>Suspension And Expulsion/Due Process</u></a>
5144.2	<a href="#"><u>Suspension And Expulsion/Due Process (Students With Disabilities)</u></a>
5145.12	<a href="#"><u>Search And Seizure</u></a>
5145.12	<a href="#"><u>Search And Seizure</u></a>
5145.3	<a href="#"><u>Nondiscrimination/Harassment</u></a>
5145.3	<a href="#"><u>Nondiscrimination/Harassment</u></a>
5145.6	<a href="#"><u>Parent/Guardian Notifications</u></a>
5145.6-E(1)	<a href="#"><u>Parent/Guardian Notifications</u></a>
5145.7	<a href="#"><u>Sexual Harassment</u></a>
5145.7	<a href="#"><u>Sexual Harassment</u></a>
5145.9	<a href="#"><u>Hate-Motivated Behavior</u></a>
5148.2	<a href="#"><u>Before/After School Programs</u></a>
5148.2	<a href="#"><u>Before/After School Programs</u></a>
6020	<a href="#"><u>Parent Involvement</u></a>
6020	<a href="#"><u>Parent Involvement</u></a>
6141.2	<a href="#"><u>Recognition Of Religious Beliefs And Customs</u></a>
6141.2	<a href="#"><u>Recognition Of Religious Beliefs And Customs</u></a>
6142.3	<a href="#"><u>Civic Education</u></a>
6142.4	<a href="#"><u>Service Learning/Community Service Classes</u></a>
6142.8	<a href="#"><u>Comprehensive Health Education</u></a>
6142.8	<a href="#"><u>Comprehensive Health Education</u></a>
6153	<a href="#"><u>School-Sponsored Trips</u></a>
6153	<a href="#"><u>School-Sponsored Trips</u></a>
6159	<a href="#"><u>Individualized Education Program</u></a>
6159	<a href="#"><u>Individualized Education Program</u></a>
6164.2	<a href="#"><u>Guidance/Counseling Services</u></a>
6173.1	<a href="#"><u>Education For Foster Youth</u></a>
6173.1	<a href="#"><u>Education For Foster Youth</u></a>
6184	<a href="#"><u>Continuation Education</u></a>
6184	<a href="#"><u>Continuation Education</u></a>
7214	<a href="#"><u>General Obligation Bonds</u></a>
7214	<a href="#"><u>General Obligation Bonds</u></a>
9010	<a href="#"><u>Public Statements</u></a>

9011	<a href="#"><u>Disclosure Of Confidential/Privileged Information</u></a>
9320	<a href="#"><u>Meetings And Notices</u></a>
9321	<a href="#"><u>Closed Session</u></a>
9321-E(1)	<a href="#"><u>Closed Session</u></a>
9321-E(2)	<a href="#"><u>Closed Session</u></a>

## **Policy 3515: Campus Security**

**Status: ADOPTED**

**Original Adopted Date:** 3/22/2016 | **Last Revised Date:** 3/14/2023

The **Governing Board of Education** is committed to providing a school environment that promotes the safety of students, staff, and visitors to school grounds. The Board also recognizes the importance of protecting district property, facilities, and equipment from vandalism and theft.

The Superintendent or designee shall develop campus security procedures, which may be included in the district's comprehensive safety plan and/or site-level safety plans. Such procedures shall be regularly reviewed to reflect changed circumstances and to assess their effectiveness in achieving safe school objectives.

Additionally, the Superintendent or designee shall regularly review current guidance regarding cybersecurity and digital media awareness and incorporate recommended practices into the district's processes and procedures related to the protection of the district's network infrastructure, and the monitoring and response to suspicious and/or threatening digital media content.

### **Reporting Threats**

Any certificated or classified employee, or other school official, whose duties bring the employee or other school official in contact on a regular basis with students in any of grades 6-12, as part of a middle of high school, who are alerted to or observe any threat or perceived threat of a homicidal act, as defined, shall immediately report the threat or perceived threat to law enforcement in accordance with Education Code 49393. (Education Code 49390, 49393)

*Threat or perceived threat* means any writing or action of a student that creates a reasonable suspicion that the student is preparing to commit a homicidal act related to school or a school activity. This may include possession, use, or depictions of firearms, ammunition, shootings, or targets in association with infliction of physical harm, destruction, or death in a social media post, journal, class note, or other media associated with the student. It may also include a warning by a parent, student, or other individual.

Additionally, anyone who receives or learns of a health or safety threat related to school or a school activity is encouraged to report the threat to a school or district administrator.

### **Surveillance Systems**

~~The Board believes that reasonable use of surveillance cameras will help the district achieve its goals for campus security.~~ In consultation with the **district's staff and other relevant stakeholders, the safety planning committee and relevant staff**, the Superintendent or designee shall identify appropriate locations for the placement of surveillance cameras. Cameras shall not be placed in areas where students, staff, or community members have a reasonable expectation of privacy. Any audio capability on the district's surveillance equipment shall be disabled so that sounds are not recorded.

Prior to the operation of the surveillance system, the Superintendent or designee shall ensure that signs are posted at conspicuous and targeted locations around school buildings and grounds. These signs shall state that the facility uses video surveillance equipment for security purposes and that the equipment may or may not be actively monitored at any time. The Superintendent or designee shall also provide prior written notice to students and parents/guardians about the district's surveillance system, including the locations where surveillance may occur and that the recordings may be used in disciplinary proceedings and/or referred to local law enforcement, as appropriate.

To the extent that any images from the district's surveillance system create a student or personnel record, the Superintendent or designee shall ensure that the images are accessed, retained, and disclosed in accordance with law, Board policy, administrative regulation, and any applicable collective bargaining agreements.

**Policy Reference Disclaimer:**

These references are not intended to be part of the policy itself, nor do they indicate the basis or authority for the board to enact this policy. Instead, they are provided as additional resources for those interested in the subject matter of the policy.

<b>State</b>	<b>Description</b>
24 CCR 1010.2	Door operations
24 CCR 1010.2.8.2	Lockable doors from the inside
CA Constitution Article 1, Section 28	<a href="#">Right to Safe Schools</a>
Ed. Code 17070.10-17079.30	<a href="#">Leroy F. Greene School Facilities Act</a>
Ed. Code 17583	Classroom security locks; modernization projects
Ed. Code 32020	School gates; entrances for emergency vehicles
Ed. Code 32211	Threatened disruption or interference with classes
Ed. Code 32280-32289.5	School safety plans
Ed. Code 35160	Authority of governing boards
Ed. Code 35160.1	Broad authority of school districts
Ed. Code 35266	Reporting of cyber attacks
Ed. Code 38000-38005	Security departments
Ed. Code 49050-49051	Searches by school employees
Ed. Code 49060-49079	Student records
Ed. Code 49390-49395	Homicide threats
Gov. Code 11549.3	Independent security assessment
Pen. Code 469	Unauthorized making, duplicating or possession of key to public building
Pen. Code 626-626.11	Weapons on school grounds and other school crimes
<b>Federal</b>	<b>Description</b>
20 USC 1232g	Family Educational Rights and Privacy Act (FERPA) of 1974
34 CFR 99.3	Definition of education records
6 USC 665k	Federal Clearinghouse on School Safety Evidence-Based Practices
<b>Management Resources</b>	<b>Description</b>
Attorney General Opinion	75 Ops.Cal.Atty.Gen. 155 (1992)
Attorney General Opinion	83 Ops.Cal.Atty.Gen. 257 (2000)
California Department of Education Publication	Safe Schools: A Planning Guide for Action Workbook, 2002
Court Decision	Brannum v. Overton County School Board (2008) 516 F. 3d 489
Court Decision	New Jersey v. T.L.O. (1985) 469 U.S. 325



National Institute of Justice Publication

The Appropriate and Effective Use of Security Technologies in  
U.S. Schools: A Guide for Schools and Law Enforcement  
Agencies, 1999

US DOE Publication

FAQs on Photos and Videos under FERPA

Website

[California Military Department](#)

Website

[U.S. Department of Homeland Security, Fusion Centers](#)

Website

[California State Threat Assessment System](#)

Website

[CSBA District and County Office of Education Legal Services](#)

Website

[U.S. Department of Education, Protecting Student Privacy](#)

Website

[National Institute of Justice](#)

Website

[National School Safety Center](#)

Website

[California Department of Education, Safe Schools](#)

Website

[CSBA](#)

### **Cross References**

#### **Code**

#### **Description**

0450

[Comprehensive Safety Plan](#)

0450

[Comprehensive Safety Plan](#)

1250

[Visitors/Outsiders](#)

1250

[Visitors/Outsiders](#)

1330.1

[Joint Use Agreements](#)

3000

[Concepts And Roles](#)

3440

[Inventories](#)

3515.2

[Disruptions](#)

3515.2

[Disruptions](#)

3515.3

[District Police/Security Department](#)

3515.3

[District Police/Security Department](#)

3515.31

[School Resource Officers](#)

3515.4

[Recovery For Property Loss Or Damage](#)

3515.4

[Recovery For Property Loss Or Damage](#)

3515.5

[Sex Offender Notification](#)

3515.5

[Sex Offender Notification](#)

3515.7

[Firearms On School Grounds](#)

3516

[Emergencies And Disaster Preparedness Plan](#)

3516

[Emergencies And Disaster Preparedness Plan](#)

3516.2

[Bomb Threats](#)

3530	<a href="#">Risk Management/Insurance</a>
3530	<a href="#">Risk Management/Insurance</a>
4112.6	<a href="#">Personnel Files</a>
4119.1	<a href="#">Civil And Legal Rights</a>
4131	<a href="#">Staff Development</a>
4158	<a href="#">Employee Security</a>
4158	<a href="#">Employee Security</a>
4219.1	<a href="#">Civil And Legal Rights</a>
4231	<a href="#">Staff Development</a>
4258	<a href="#">Employee Security</a>
4258	<a href="#">Employee Security</a>
4319.1	<a href="#">Civil And Legal Rights</a>
4331	<a href="#">Staff Development</a>
4358	<a href="#">Employee Security</a>
4358	<a href="#">Employee Security</a>
5112.5	<a href="#">Open/Closed Campus</a>
5116.2	<a href="#">Involuntary Student Transfers</a>
5125	<a href="#">Student Records</a>
5125	<a href="#">Student Records</a>
5125.1	<a href="#">Release Of Directory Information</a>
5125.1	<a href="#">Release Of Directory Information</a>
5125.1-E(1)	<a href="#">Release Of Directory Information</a>
5131.1	<a href="#">Bus Conduct</a>
5131.1	<a href="#">Bus Conduct</a>
5131.2	<a href="#">Bullying</a>
5131.2	<a href="#">Bullying</a>
5131.5	<a href="#">Vandalism And Graffiti</a>
5131.7	<a href="#">Weapons And Dangerous Instruments</a>
5131.7	<a href="#">Weapons And Dangerous Instruments</a>
5137	<a href="#">Positive School Climate</a>
5138	<a href="#">Conflict Resolution/Peer Mediation</a>
5141.52	<a href="#">Suicide Prevention</a>
5141.52	<a href="#">Suicide Prevention</a>
5142	<a href="#">Safety</a>

5142	<a href="#">Safety</a>
5144	<a href="#">Discipline</a>
5144	<a href="#">Discipline</a>
5144.1	<a href="#">Suspension And Expulsion/Due Process</a>
5144.1	<a href="#">Suspension And Expulsion/Due Process</a>
5145.12	<a href="#">Search And Seizure</a>
5145.12	<a href="#">Search And Seizure</a>
5145.9	<a href="#">Hate-Motivated Behavior</a>
6142.4	<a href="#">Service Learning/Community Service Classes</a>
6164.2	<a href="#">Guidance/Counseling Services</a>
6184	<a href="#">Continuation Education</a>
6184	<a href="#">Continuation Education</a>
7111	<a href="#">Evaluating Existing Buildings</a>
9321	<a href="#">Closed Session</a>
9321-E(1)	<a href="#">Closed Session</a>
9321-E(2)	<a href="#">Closed Session</a>

SAN RAMON VALLEY UNIFIED SCHOOL DISTRICT  
 699 Old Orchard Drive, Danville  
 925-552-5500 [www.srvusd.net](http://www.srvusd.net)

**DATE: March 14, 2023**

**TOPIC: CONFIRMATION OF OFFICERS OF THE SAN RAMON VALLEY UNIFIED SCHOOL DISTRICT JOINT POWERS FINANCING AUTHORITY**

**DISCUSSION:** In accordance with the by-laws of the San Ramon Valley Unified School District Joint Powers Financing Authority, article II, section 13, "confirmation of officers shall be the first order of business at the first meeting of the Authority, regular or special, held in each calendar year."

The officers shall be as follows:

Chair shall be the President of the Board of Education, Rachel Hurd

Vice Chair shall be the Vice President of the Board of Education, Laura Bratt

Executive Director shall be the Superintendent of the Board of Education, John Malloy.

Secretary shall be the Secretary of the Board of Education, John Malloy.

Treasurer shall be the Chief Business Officer of the district, Stella Kemp


Controller shall be the Chief Business Officer of the district, Stella Kemp

**RECOMMENDATION:** N/A

**BUDGET IMPLICATION:** N/A



Dr. Stella M. Kemp  
 Assistant Superintendent, Business Operations



Dr. John Malloy  
 Superintendent

SAN RAMON VALLEY UNIFIED SCHOOL DISTRICT  
699 Old Orchard Drive, Danville  
925-552-5500 [www.srvusd.net](http://www.srvusd.net)

**DATE: March 14, 2023**

**TOPIC: CONSIDERATION OF ACCEPTANCE OF THE ANNUAL FINANCIAL REPORT OF THE SAN RAMON VALLEY UNIFIED SCHOOL DISTRICT JOINT POWERS FINANCING AUTHORITY FOR THE PERIOD ENDING JUNE 30, 2022**

---

**DISCUSSION:** In accordance with California Government Code Section 6505 and Section 6505.5 of the Joint Exercise of Powers Act, the San Ramon Valley Unified School District Joint Powers Financing Authority has contracted with EideBailly LLP, an accountancy corporation licensed by the State Board of Accountancy, for a special audit of all funds of the Joint Powers Financing Authority and a report of all receipts and disbursements.

The Audit Report will be filed with the Contra Costa County Auditor-Controller's Office, the San Ramon Valley Unified School District and the California Municipal Finance Authority.

---

**RECOMMENDATION:** The administration recommends acceptance of the 2021-22 Annual Financial Report of the San Ramon Valley Unified School District Joint Powers Financing Authority prepared by EideBailly LLP.

**BUDGET IMPLICATION:** N/A



Dr. Stella M. Kemp  
Assistant Superintendent, Business Operations



Dr. John Malloy  
Superintendent